

Incarceration During a Pandemic

Trends in Tennessee's Jail Populations,
December 2019 – April 2020



Acknowledgements

This report has been a project of the American Civil Liberties Union of Tennessee. The primary authors are Helena Mrema, Criminal Justice Advocate, and Lindsay Kee, Director of Strategic Communications. The authors thank Hedy Weinberg, Executive Director; Brandon Tucker, Policy Director; and Thomas H. Castelli, Legal Director, for their edits and strategic guidance on content and recommendations. The authors also thank Claire Gardner, Community Engagement Strategist, for the cover design, and Alejandro Moncayo, Intern, for his assistance in creating visualizations of the data.

The ACLU of Tennessee, the state affiliate of the national American Civil Liberties Union, is a private, non-profit, non-partisan public interest organization dedicated to defending and advancing civil liberties and civil rights through advocacy, coalition-building, litigation, legislative lobbying, community mobilization and public education. For more information, visit www.aclu-tn.org.

Table of Contents

Acknowledgements.....	2
Introduction	8
Racial Disparities.....	8
Rural Impact	9
The Spread of COVID-19 From Jails into Communities	10
Efforts to Reduce Tennessee’s Jail Populations	10
Findings	12
Full and Overcrowded Jails.....	12
The Largest Decreases in Percent Capacity	14
Jails With a Stable or Growing Population During the Start of the Pandemic	16
Why Did the Population Decline in Some Jails But Not Others?.....	17
Recommendations: Actions We Can Take Now to Save Lives	18
Tennessee Jail Population Charts.....	21
Statewide – All Facilities	22
Anderson County Jail.....	23
Bedford County Jail	24
Bedford WH Jail	25
Benton County Jail.....	26
Bledsoe County Jail.....	27
Blount County Jail	28
Bradley County Jail	29
Campbell County Jail.....	30
Cannon County Jail.....	31
Carroll County Jail.....	32
Carter County Jail.....	33
Cheatham County Jail	34
Chester County Jail.....	35
Claiborne County Jail	36
Clay County Jail.....	37

Cocke Annex	38
Cocke County Jail.....	39
Coffee County Jail	40
Crockett County Jail	41
Cumberland County Jail.....	42
Davidson CCA (MDF).....	43
Davidson CDC	44
Davidson HDC	45
Davidson MCC.....	46
Decatur County Jail	47
Dekalb County Jail.....	48
Dickson County Jail	49
Dyer Annex	50
Dyer County Jail	51
Fayette County Jail.....	52
Fentress County Jail	53
Franklin County Jail.....	54
Gibson County Jail.....	55
Giles County Jail	56
Grainger Co. Det. Center	57
Greene Det. Center.....	58
Greene WH Jail	59
Grundy County Jail.....	60
Hamblen County Jail	61
Hamilton – Silverdale CCA.....	62
Hamilton County Jail.....	63
Hancock County Jail	64
Hardeman County Jail.....	65
Hardin County Jail.....	66
Hawkins County Jail.....	67
Haywood County Jail	68

Henderson County Jail.....	69
Henry County Jail	70
Hickman County Jail	71
Houston County Jail.....	72
Humphreys County Jail	73
Jackson County Jail	74
Jefferson County Jail	75
Jefferson WH Jail	76
Johnson City Jail (F)	77
Johnson County Jail.....	78
Kingsport City Jail	79
Knox – KCJ	80
Knox – KCWRC	81
Knox – RDWDF	82
Lake County Jail	83
Lauderdale County Jail.....	84
Lawrence County Jail	85
Lewis County Jail.....	86
Lincoln County Jail	87
Loudon County Jail	88
Macon County Jail.....	89
Madison Annex	90
Madison CJC.....	91
Madison PF	92
Marion County Jail	93
Marshall County Jail	94
Maury County Jail	95
McMinn County Jail.....	96
McNairy County Jail	97
Meigs County Jail.....	98
Monroe County Jail	99

Montgomery County Jail.....	100
Montgomery Workhouse	101
Moore County Jail	102
Morgan County Jail.....	103
Obion County Jail.....	104
Overton County Jail	105
Perry County Jail	106
Polk County Jail	107
Putnam County Jail	108
Rhea County Jail.....	109
Roane County Jail	110
Robertson County Jail.....	111
Rutherford County Jail	112
Rutherford Work Center	113
Scott County Jail	114
Sequatchie County Jail	115
Sevier Annex.....	116
Sevier County Jail	117
Shelby CJC	118
Shelby SCCC.....	119
Smith County Jail	120
Stewart County Jail	121
Sullivan County Jail.....	122
Sullivan Extension	123
Sumner County Jail	124
Tipton County Jail.....	125
Trousdale County Jail	126
Unicoi Annex (F).....	127
Unicoi County Jail (M)	128
Union County Jail	129
Van Buren County Jail	130

Warren County Jail	131
Washington Det. Center.....	132
Washington WH	133
Wayne County Jail	134
Weakley County Jail	135
White County Jail.....	136
Williamson County Jail.....	137
Wilson County Jail	138
Tennessee Department of Correction Raw Jail Data	139
Data Source.....	159

Introduction

As COVID-19 continues to spread across Tennessee, individuals who are incarcerated in local jails are especially vulnerable. Jails are breeding grounds for the spread of infectious diseases like COVID-19 because they often have little to no personal protective equipment, limited methods of sanitation, or in some instances, even lack soap for the people living behind bars. In addition, the social distancing measures recommended by the Centers for Disease Control and Prevention are virtually impossible to implement in carceral settings.

Additionally, about 40 percent of all incarcerated people suffer from at least one chronic health condition, such as asthma or diabetes and the health care available in our nation's jails is chronically substandard, further fueling the growth of the pandemic and increasing mortality rates among those infected while in jail.¹ Incarceration should not be a death sentence. But in the face of the current COVID-19 pandemic, it very well could be for the thousands of people living behind bars in jails across Tennessee.

Racial Disparities

While the pandemic affects all Tennesseans, it hits some communities harder than others. The Census Bureau estimates Tennessee's population to be 17% Black or African American. While the numbers change frequently, as of July 10, 2020, Black Tennesseans accounted for a reported 20% of positive cases and 36% of deaths from the virus. This figure excludes people identified as "multiracial," and identification of race was still pending in an additional 16% of cases and 6% of deaths, so the disproportionate impact in the Black community could be even worse than currently available numbers reflect.²

The issues facing the Black community during the current pandemic stem from generations of neglect and discrimination in health care, the economy and the criminal justice system.

According to the CDC, nearly 90% of patients hospitalized with coronavirus had one or more underlying health conditions.³ Black people suffer disproportionately from asthma, high blood pressure, cardiovascular disease, obesity and hypertension.⁴ Chronic diseases

¹ ACLU. "Flattening the Curve: Why Reducing Jail Populations is Key to Beating COVID-19." <https://www.aclu.org/report/flattening-curve-why-reducing-jail-populations-key-beating-covid-19?redirect=covidinjails>. Accessed June 23, 2020.

² Tennessee Department of Health. "Tennessee COVID-19 - July 10, 2020: Epidemiology and Surveillance Data." <https://www.tn.gov/content/tn/health/cedep/ncov/data.html>. Accessed July 10, 2020.

³ ACLU. "Flattening the Curve: Why Reducing Jail Populations is Key to Beating COVID-19." <https://www.aclu.org/report/flattening-curve-why-reducing-jail-populations-key-beating-covid-19?redirect=covidinjails>. Accessed June 23, 2020.

⁴ Ibid.

like these in the Black community are linked to structural disparities such as air quality, food deserts, a lack of accessible health care, underemployment, stress and societal disregard.

Black workers are also more likely to be employed in front-line, essential jobs, increasing their risk of exposure to the coronavirus.

People of color are also disproportionately arrested, prosecuted, jailed and imprisoned in Tennessee. For example, Black Tennesseans are more than three times as likely to be arrested for marijuana possession as white people.⁵

Accordingly, people of color will also be disproportionately impacted by the failure to reduce jail populations and to significantly improve conditions in response to this pandemic.

Rural Impact

The impact of COVID-19 will also be felt differently in the eighty-two percent of Tennessee's counties that are rural. Three of Tennessee's rural counties, Lake, Bledsoe and Trousdale, have some of the worst per capita coronavirus rates in the country due to outbreaks at the prisons located in these counties.⁶

Rural communities often face shortages of healthcare professionals and have populations that tend to be older and sicker.⁷ Ten rural hospitals have closed in Tennessee since 2012 – the second highest rate of rural hospital closures in the nation – and many more are at risk of closing.⁸

Removing the most vulnerable people from custody would reduce the likelihood that an overwhelming number of people will become seriously ill from COVID-19 at the same time and require hospitalization, reducing the potential burden on rural communities' limited health care infrastructures.

⁵ ACLU. "A Tale of Two Countries: Racially Targeted Arrests in The Era of Marijuana Reform." <https://www.aclu.org/report/tale-two-countries-racially-targeted-arrests-era-marijuana-reform>. Accessed June 23, 2020.

⁶ Loller, Travis. Associated Press. June 3, 2020. "Tennessee's Lake County leads US in per capita virus cases." <https://www.wate.com/health/coronavirus/tennessees-lake-county-leads-us-in-per-capita-virus-cases/>. Accessed June 25, 2020.

⁷ Tennessee Hospital Association. "Rural Hospital Viability." <https://tha.com/focus-areas/small-and-rural/rural-hospital-viability/>. Accessed June 23, 2020.

⁸ Kelman, Brett. May 15, 2019. "Tennessee's rural hospitals are dying off. Who's next?" *Tennessean*. <https://www.tennessean.com/story/news/health/2019/05/16/tennessee-rural-hospitals-closing-medicaid-expansion-ballad-health/3245179002/>. Accessed June 23, 2020.

The Spread of COVID-19 From Jails into Communities

Public health experts agree that an outbreak within a local jail will inevitably lead to widespread infection in the broader community. Corrections staff, medical staff and attorneys move in and out of facilities every day. People who are arrested and sent to jail also return to communities if they are released on their own recognizance, post bail, or are adjudicated not guilty and are subsequently released. Any of these individuals can easily and unknowingly bring the virus into a jail, where infections can spread rapidly, or be exposed in jail and bring the virus back out into the community with them when they leave. Because of this constant flux of people, more sick people in jail will result in more sick people in the general public.

The spread of COVID-19 from jails into surrounding communities was illustrated in a recent [epidemiological model](#) created by the ACLU in partnership with epidemiologists, mathematicians and statisticians. The ACLU analysis shows that the many projections that exclude jails significantly undercount deaths and that, once jails are included, actual deaths could be almost double. In hard numbers, this means that nationwide as many as 200,000 people could die from COVID-19 — double the government estimate — if we continue to ignore incarcerated people in our public health response.

But we have the power to change this grim outcome if our courts and government leaders adopt policies and practices to decrease the number of people behind bars in our state and to ensure that those behind bars are held in a safe environment.

Efforts to Reduce Tennessee's Jail Populations

In light of the danger of COVID-19 spreading within and beyond Tennessee's jails, many different stakeholders and advocates have taken steps to encourage reductions in the number of people held in Tennessee jails, and to demand safe conditions for those who remain incarcerated, as well as jail staff.

The ACLU of Tennessee reached out to the Tennessee Department of Correction, sheriffs and health departments statewide, urging things like the issuance of citations over arrest, education of people in custody and staff regarding the virus and prevention measures, provision of personal protective equipment and hygiene supplies, screening and testing, housing for people exposed to the virus, precautions and emergency release for vulnerable populations, ways to maintain visitation virtually, data collection and planning for immediate action once coronavirus is detected in a facility. We also sent a letter to Tennessee Supreme Court urging release of pre-trial detainees, postponement of unnecessary hearings for non-detained defendants and civil cases, avoiding detention for violations of probation and parole, and collaboration with local law enforcement officials

and prosecutors to limit arrests to the most serious offenses and to increase medical releases.

In addition, the ACLU of Tennessee joined with partners to file a federal class action lawsuit against the Shelby County Sheriff's office on behalf of people incarcerated at the Shelby County jail.⁹ The lawsuit seeks emergency action to protect medically vulnerable people, including people with disabilities, detained at the jail who are at high risk of severe injury or death from COVID-19. As of June 19, 2020, 163 people detained at the jail and 75 Shelby County Sheriff's Office employees had tested positive for COVID-19,¹⁰ including one jail employee who died. Statewide, the greatest number of deaths from the virus have occurred in Shelby County. The lawsuit asserts that the jail has failed to uphold constitutional and statutory minimum requirements, putting people who are incarcerated – as well as jail staff and the community at large – at unacceptable risk of serious complications and death from COVID-19.

On March 25, 2020, the Tennessee Supreme Court asked courts statewide to submit their plans for how they intended to reduce jail populations to mitigate the risk of people contracting COVID-19.¹¹ In addition to the courts, numerous advocates, public defenders, defense attorneys, prosecutors, the parole board, and government leaders across the state have also played a role in reducing the size of Tennessee's jail populations.¹²

It is important to note that as jail populations are reduced, it is critical that supports are in place to ensure that people returning to their communities are able to succeed on the outside and access services they need. Removing punitive restrictions on housing, education, and employment, and creating and funding re-entry programs that support people with arrest and conviction records as they reintegrate into society will lower recidivism rates and promote public safety.

⁹ ACLU of Tennessee. "Federal Court Certifies Class, Orders Sheriff to Release List of People in Shelby County Jail Most Vulnerable to COVID-19." <https://www.aclu-tn.org/federal-court-certifies-classes-in-shelby-county-jail-lawsuit/>. Accessed June 23, 2020.

¹⁰ Shelby County Sheriff's Office. Facebook post from June 19, 2020 at 12:15 p.m. <https://www.facebook.com/ShelbyTNSheriff>. Accessed June 23, 2020.

¹¹ Tennessee Supreme Court. "Order Continuing Suspension of In-Person Court Proceedings And Extension of Deadlines." March 25, 2020. https://www.tncourts.gov/sites/default/files/docs/order_-_2020-03-25t120936.486.pdf. Accessed June 23, 2020. A complete list of Tennessee court orders, rules and policies related to COVID-19 can be found at: <https://www.tncourts.gov/Coronavirus>.

¹² Tamburin, Adam. April 8, 2020. "COVID-19 leads to 'hyper-acceleration' of some criminal justice reforms in Tennessee." Tennessean. <https://www.tennessean.com/story/news/crime/2020/04/09/covid-19-leads-hyper-acceleration-some-criminal-justice-reforms-tennessee/2962683001/>. Accessed June 24, 2020.

Findings

This report illustrates the cumulative impact of efforts to decarcerate jails across the state. The tables that follow highlight changes in the *percent capacity*, or the percentage of a facility's maximum capacity occupied by its incarcerated population, in Tennessee jails from December 2019 through April 2020.

Charts illustrating the changes in each individual county's jail populations from December 2019 through April 2020, as well as the changes in the percentage of their jail population being held pretrial, follow the "Recommendations" section.

The data used for this report is from the Tennessee Department of Correction's monthly Tennessee Jail Summary Reports.¹³

Full and Overcrowded Jails

Thirty jails in Tennessee remained at or above 75 percent capacity as of the end of April 2020, as shown in the table below. Presumably, social distancing is extremely difficult, if it is even feasible at all, in facilities this full. The nine facilities highlighted in red were even more crowded, operating at or above 100 percent capacity as of the end of April 2020. One facility, the Bedford County Jail, was operating at a shocking 139.1 percent capacity at the end of this time period.

Snapshot Date	Facility	Total Jail Population	Total Beds Available	Percent Capacity of Beds Filled in December 2019	Percent Capacity of Beds Filled in April 2020
4/30/2020	Bedford	153	110	132.7%	139.1%
4/30/2020	Monroe	166	138	191.3%	120.3%
4/30/2020	Sullivan	428	379	164.6%	112.9%
4/30/2020	Blount	366	350	156.9%	104.6%

¹³ Tennessee Department of Correction. Jail Summary Reports. <https://www.tn.gov/correction/statistics-and-information/jail-summary-reports.html>. Accessed June 25, 2020.

Snapshot Date	Facility	Total Jail Population	Total Beds Available	Percent Capacity of Beds Filled in December 2019	Percent Capacity of Beds Filled in April 2020
4/30/2020	Franklin	118	114	191.2%	103.5%
4/30/2020	Macon	127	125	183.2%	101.6%
4/30/2020	Madison CJC	308	304	175.7%	101.3%
4/30/2020	Davidson DDC	364	762	100.0%	100.0%
4/30/2020	Humphreys	68	68	148.5%	100.0%
4/30/2020	Wayne	126	128	103.9%	98.4%
4/30/2020	Putnam	239	252	154.0%	94.8%
4/30/2020	Scott	132	140	117.1%	94.3%
4/30/2020	Cannon	39	42	126.2%	92.9%
4/30/2020	Knox - KCJ	199	215	93.0%	92.6%
4/30/2020	Madison PF	74	80	108.1%	92.5%
4/30/2020	Greene Det. Center	150	167	125.1%	89.8%
4/30/2020	Meigs	50	56	132.1%	89.3%
4/30/2020	Giles	112	126	126.2%	88.9%
4/30/2020	Roane	151	170	118.8%	88.8%
4/30/2020	Houston	30	35	85.7%	85.7%
4/30/2020	Obion	136	159	95.0%	85.5%
4/30/2020	Polk	146	174	103.4%	83.9%

Snapshot Date	Facility	Total Jail Population	Total Beds Available	Percent Capacity of Beds Filled in December 2019	Percent Capacity of Beds Filled in April 2020
4/30/2020	Loudon	76	91	152.7%	83.5%
4/30/2020	Johnson City (F)	72	88	95.5%	81.8%
4/30/2020	Henderson	171	216	106.9%	79.2%
4/30/2020	Hamblen	196	255	150.6%	76.9%
4/30/2020	Jackson	86	112	108.0%	76.8%
4/30/2020	Chester	62	81	103.7%	76.5%
4/30/2020	Unicoi Jail (M)	47	62	117.7%	75.8%
4/30/2020	Lake	30	40	85.0%	75.0%

Data Source: Tennessee Department of Correction (TDOC) Jail Summary Report-12/2019-04/2020

The Largest Decreases in Percent Capacity

Between December 2019 and April 2020, 64 of the state's 120 facilities decreased in percent capacity. The table below includes the jails where the percent capacity decreased by 50 percentage points or more. By the end of April, nine of the facilities that had decreased their percent capacity during the prior four months were still operating at 75 percent percentage capacity or above. The rows highlighted in red represent facilities that were still operating at 75 percent capacity or above as of April 2020 despite decreasing their percent capacity.

Snapshot Date	Facility	Total Jail Population	Total Beds Available	Percent Capacity of Beds Filled in Dec. 2019	Percent Capacity of Beds Filled in April 2020	Change in Percent Capacity
4/30/2020	Cocke Jail	17	32	225.00%	53.10%	-171.90%
4/30/2020	Morgan	31	46	191.30%	67.40%	-123.90%
4/30/2020	Hancock	0	90	118.90%	0.00%	-118.90%
4/30/2020	Trousdale	9	44	122.70%	20.50%	-102.20%
4/30/2020	Clay	6	14	142.90%	42.90%	-100.00%
4/30/2020	Franklin	118	114	191.20%	103.50%	-87.70%
4/30/2020	Macon	127	125	183.20%	101.60%	-81.60%
4/30/2020	Dyer Annex	33	52	143.30%	63.50%	-79.80%
4/30/2020	Madison CJC	308	304	175.70%	101.30%	-74.40%
4/30/2020	Hamblen	196	255	150.60%	76.90%	-73.70%
4/30/2020	Monroe	166	138	191.30%	120.30%	-71.00%
4/30/2020	Loudon	76	91	152.70%	83.50%	-69.20%
4/30/2020	White	92	165	118.20%	55.80%	-62.40%
4/30/2020	McNairy	45	95	109.60%	47.40%	-62.20%
4/30/2020	Davidson MCC	0	508	61.20%	0.00%	-61.20%
4/30/2020	Williamson	50	454	71.60%	11.00%	-60.60%
4/30/2020	Putnam	239	252	154.00%	94.80%	-59.20%

Snapshot Date	Facility	Total Jail Population	Total Beds Available	Percent Capacity of Beds Filled in Dec. 2019	Percent Capacity of Beds Filled in April 2020	Change in Percent Capacity
4/30/2020	Jefferson WH	9	49	77.60%	18.40%	-59.20%
4/30/2020	Cocke Annex	63	88	129.50%	71.60%	-57.90%
4/30/2020	Unicoi Annex (F)	25	38	123.70%	65.80%	-57.90%
4/30/2020	Overton	24	143	74.10%	16.80%	-57.30%
4/30/2020	Blount	366	350	156.90%	104.60%	-52.30%
4/30/2020	Van Buren	35	83	94.00%	42.20%	-51.80%
4/30/2020	Sullivan	428	379	164.60%	112.90%	-51.70%
4/30/2020	Cheatham	70	116	111.20%	60.30%	-50.90%
4/30/2020	Smith	68	128	103.90%	53.10%	-50.80%
4/30/2020	Rhea	65	87	125.30%	74.70%	-50.60%

Data Source: Tennessee Department of Correction (TDOC) Jail Summary Report-12/2019-04/2020

Jails With a Stable or Growing Population During the Start of the Pandemic

The table below shows the facilities currently in use that either increased in capacity or had no change in capacity from the months of December 2019 to April 2020. The Bedford County Jail, which was already filled to nearly 133 percent of its capacity in December, actually increased its percent capacity during this period to 139 percent. While the Marshall County Jail's percent capacity increased by 10.9 percent during this period, as of April 2020 its total percent capacity was only 59%. The Houston County jail was at nearly 86 percent capacity in December and its percent capacity did not decrease at all as the pandemic unfolded.

Snapshot Date	Facility	Total Jail Population	Total Beds Available	Percent Capacity of Beds Filled in December 2019	Percent Capacity of Beds Filled in April 2020	Change in Percent Capacity
4/30/2020	Marshall	167	283	48.1%	59.0%	10.9%
4/30/2020	Bedford	153	110	132.7%	139.1%	6.4%
4/30/2020	Hardeman	71	179	51.4%	51.4%	0.0%
4/30/2020	Houston	30	35	85.7%	85.7%	0.0%

Data Source: Tennessee Department of Correction (TDOC) Jail Summary Report-12/2019-04/2020

Why Did the Population Decline in Some Jails But Not Others?

While analyzing the exact reasons for differences in jail population and decarceration from facility to facility is beyond the scope of this report, in general, decreases in capacity can be driven by multiple factors. These factors include differences in the discretion of local law enforcement in making arrests, reductions in court operations and variations in local court plans to reduce jail populations, and differences in prosecutors' decision-making from judicial district to judicial district. Reductions in social activity in the areas around jails due to the pandemic may have also led to fewer arrests than normal in some communities.

In addition, the pre-pandemic ratio of people in a given jail who were there pretrial, particularly for misdemeanors, versus individuals who were serving sentences, also played a role, as it may have been easier for people who were pretrial to secure release during the pandemic. Indeed, as of late March, the number of people in Tennessee jails who were there pretrial had declined 20 percent, with the number in jail pretrial for misdemeanors decreasing by more than half.¹⁴ During the same period, the number of people serving prison sentences in county jails remained essentially the same.¹⁵

¹⁴ Vera Institute of Justice. May 14, 2020. "New Research Shows Nationwide failure to Release People from Prison to Prevent Spread of COVID-19." <https://www.vera.org/newsroom/new-research-shows-nationwide-failure-to-release-people-from-prison-to-prevent-spread-of-covid-19>. Accessed July 10, 2020.

¹⁵ Ibid.

Recommendations: Actions We Can Take Now to Save Lives

While a number of jails have decreased their populations since December, the state still has a long way to go toward protecting people behind bars. The history of other epidemiologic outbreaks in correctional facilities, such as Hepatitis C, tuberculosis, influenza and MRSA, supports expectations that COVID-19 will readily spread in prisons, jails and other places of detention. Public health experts have recommended limiting the number of people placed into custody and releasing from custody those most vulnerable to COVID-19 to protect the people inside and outside correctional facilities.

Governors, judges, prosecutors, sheriffs, and chiefs of police have the power to save lives by safely and swiftly reducing populations in local detention facilities, without any changes in the law. The ACLU recommends they use that power to immediately reduce jail populations by following these recommendations:

- **Leadership recommendation:** Some people in our local jails are not just awaiting trial but are actually serving their sentences. Governor Lee should grant commutations to anyone identified by the CDC as particularly vulnerable whose sentence would end in the next two years, to anyone whose sentence would end in the next year, and to anyone currently being held on a technical (crimeless) supervision violation. He should also provide statewide leadership and coordination, directing the many local law enforcement agencies in the state to work together in a unified fashion to reduce jail populations by following all the policy recommendations below.
- **Alternative to arrests:** Police and sheriffs, in their capacity as law enforcement officers, should stop arresting people for minor offenses and in other circumstances issue citations or desk-tickets in lieu of arrest so that people can return home, balancing the need for arrest with the overwhelming public safety concerns presented by coronavirus.
- **Alternatives to prosecution:** Prosecutors, as the gatekeepers of the local criminal justice system, should decline to prosecute custodial arrests made for low-level charges and eliminate prosecution for technical violations of probation. Additionally, they should avoid cash bail requests and move for release in all but the very few cases where pretrial detention is absolutely the least restrictive means necessary to ensure a person's return to court. They should also institute a review-and-release protocol in cases which bail was already sought in the past 30 days and the person is currently detained.
- **Coordination by the courts:** The Tennessee Supreme Court should likewise continue to exercise statewide leadership by issuing orders — bringing a uniform

approach to the hundreds of judges in the state — directing them to reduce local jail populations by voiding or suspending, on a statewide basis, outstanding arrest warrants for failure to appear, failure to pay, and technical parole or probation violations, as well as suspending issuance of new ones; and ordering pretrial release without conditions in all cases where release poses no risk of imminent and willful flight or imminent serious physical harm to another person.

- **Release of medically vulnerable people:** Sheriffs, in their capacities as jail administrators, should grant furloughs to anyone in their custody who is uniquely vulnerable to serious illness or death based on age or underlying medical conditions and who has already served the minimum of their sentence established by the sentencing judge; they should also expand pre-trial release criteria to allow more people to be released ahead of trial.
- **Role of probation officers:** Probation officers should ease enforcement of technical violations, reducing the population of jails as recommended by health experts.
- **Non-financial conditions of release:** If non-financial conditions of release are imposed, the judge should impose the least restrictive conditions necessary. The imposition of any liberty-restricting condition (e.g., travel restrictions, no-contact orders, GPS monitoring, drug testing) must be tailored to the individual, justified by clear and convincing evidence, and trigger heightened speedy trial rights. The costs associated with these conditions must not be billed to the defendant and detention based on an inability to pay for the condition of release should be prohibited.

Without a significant reduction in the Tennessee jail population, complete social distancing consistent with the Centers for Disease Control recommendations is simply impossible. As a result, all staff and all people incarcerated face increased risk of infection, complications, and death. For those remaining in the facilities, the following recommendations should be implemented to greatly reduce the spread of COVID-19 and save lives.

- **Screening and testing of the people in custody:** The plan must include guidance, based on the best science available, on how and when to screen and test people in local facilities for the virus and also increase access to testing.
- **Personal protective equipment (PPE):** PPE is used every day by healthcare personnel to protect themselves and patients. The same is necessary for staff and people in local custody.
- **Provision of hygiene and cleaning supplies:** The most basic aspect of infection control is hygiene. There must be ready access to warm water and adequate hygiene and cleaning supplies, both for handwashing and the cleaning of telephones and

equipment that incarcerated people use, which must be cleaned between each use as contaminated surfaces can spread the virus.

- **Education of the staff:** Correctional, administrative and medical staff all must be educated by their local department of health about the virus to protect themselves and their families, as well as the people in their custody.
- **Data collection:** The collection of data regarding COVID-19 is an essential part of the public health response. As with any contagious disease, data collection is critical to understanding and fighting the virus. The local jail system must be part of this process. The same information that is tracked in the community and in Tennessee's state prisons must be tracked in the jails or we risk grossly underestimating the number of infections and deaths this virus will produce in our communities.

Taking action to minimize our jail populations and to reduce the spread of COVID-19 within jails and surrounding communities will particularly impact communities of color. Black and brown people are not only over-policed and overrepresented in Tennessee's jails and prisons, they are disproportionately impacted by COVID-19. While the Census Bureau estimates Tennessee's population to be 17% Black or African-American, as of July 10, 2020, Black Tennesseans accounted for a reported 20% of positive cases and 36% of deaths from the virus.¹⁶ Reforming our incarceration and policing systems would go a long way toward reducing inequalities and systemic harm faced by Black and brown people.

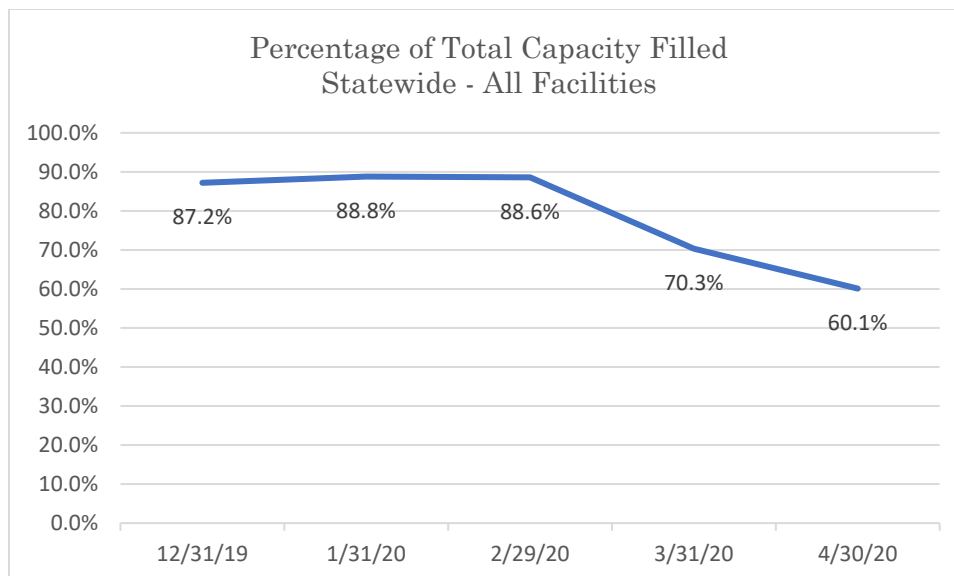
COVID-19 has already changed the way we live and function as a society in ways that would have been unimaginable just a few months ago. There is no reason to exclude jails from these profound changes — especially in a country that incarcerates more of its people than any other country on earth. Changes made during the pandemic to reduce jail populations illuminate a path forward for our state post-pandemic, including reducing the number of people held behind bars simply because they cannot afford the amount of money required for their pretrial release and increasing the use of citations over arrests.

Taking the actions identified in this report will directly result in lives saved in jails and in surrounding communities. This pandemic is shedding a bright light on the extent of the connection between all members of society, both those who are fully integrated in our communities and those who are not. Failing to protect incarcerated people will hurt all of us. These steps are essential to support the health of not only people who are currently incarcerated and jail personnel, but all people in the state of Tennessee.

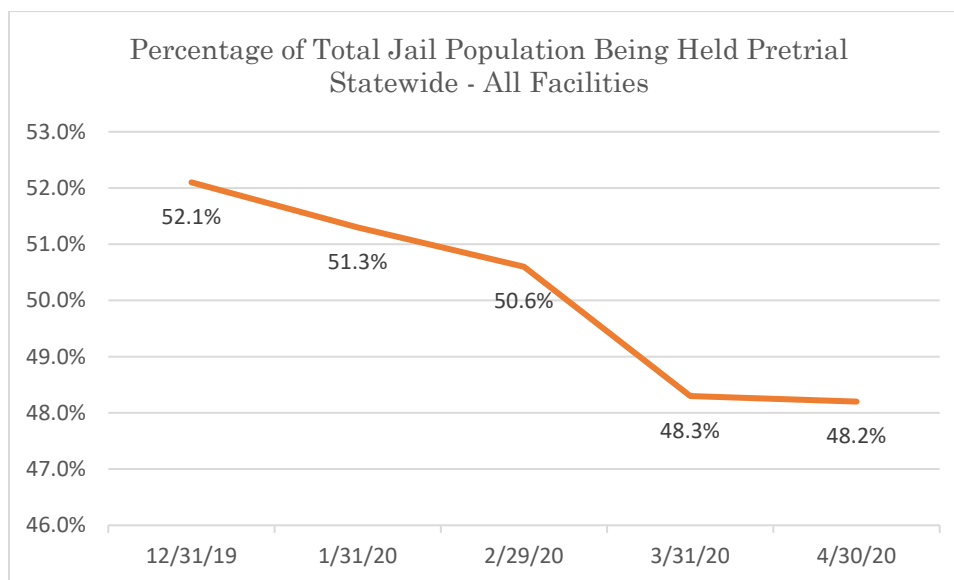
¹⁶ Tennessee Department of Health. "Tennessee COVID-19 - June 23, 2020: Epidemiology and Surveillance Data." <https://www.tn.gov/content/tn/health/cedep/ncov/data.html>. Accessed June 23, 2020.

Tennessee Jail Population Charts

Statewide – All Facilities



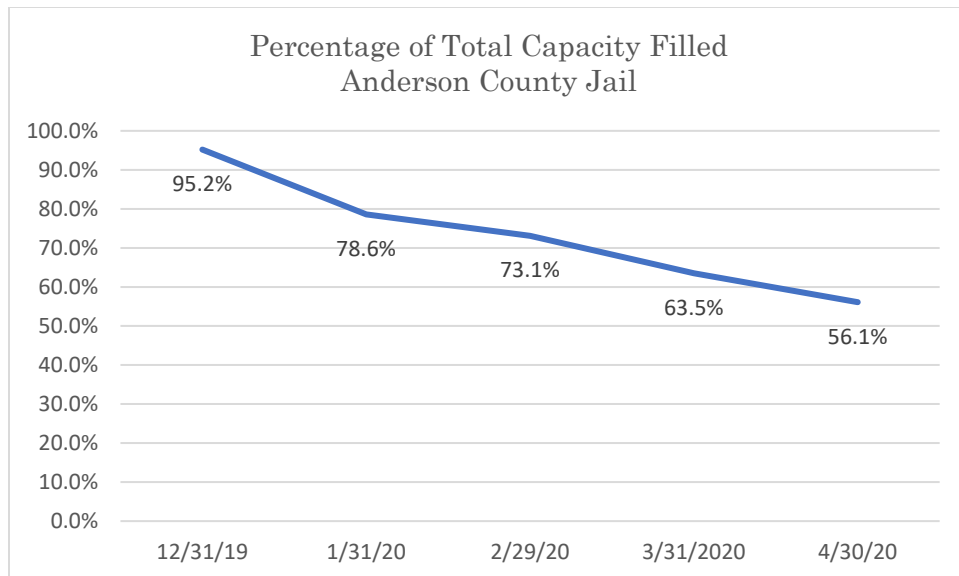
Data Source: Tennessee Department of Correction (TDOC) Jail Summary Report-12/2019-04/2020



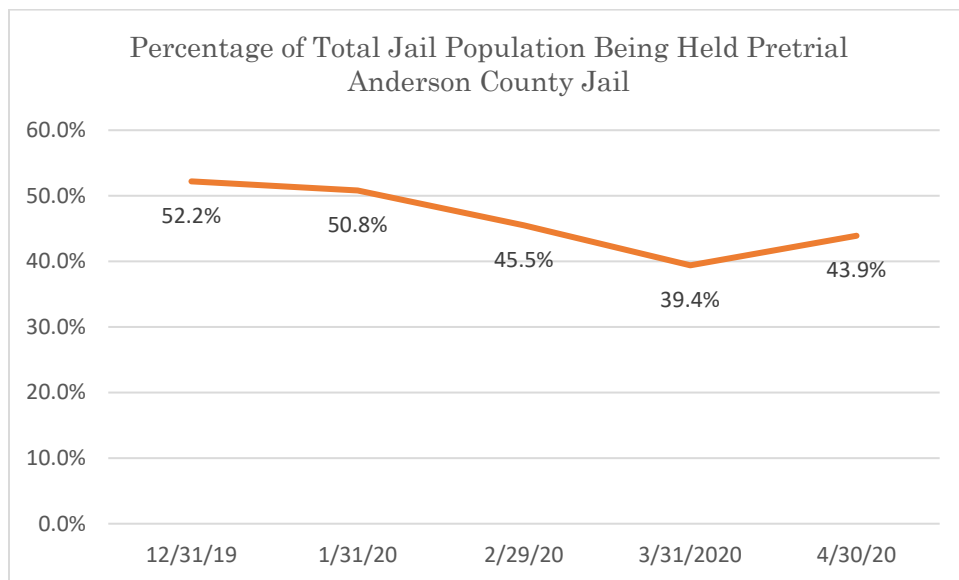
Data Source: Tennessee Department of Correction (TDOC) Jail Summary Report-12/2019-04/2020

Corresponding data can be found on the “Tennessee Department of Correction Raw Jail Data” table starting on page 140.

Anderson County Jail



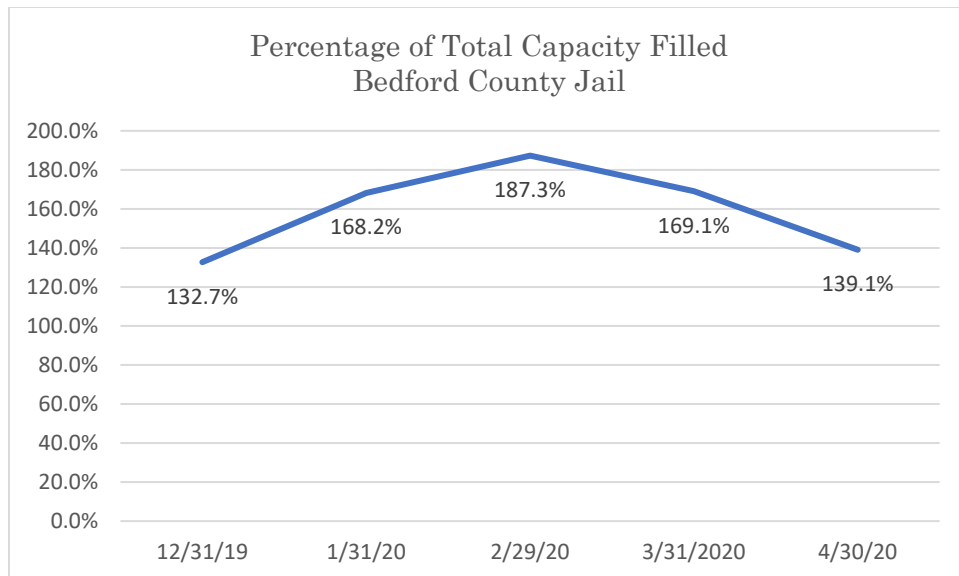
Data Source: Tennessee Department of Correction (TDOC) Jail Summary Report-12/2019-04/2020



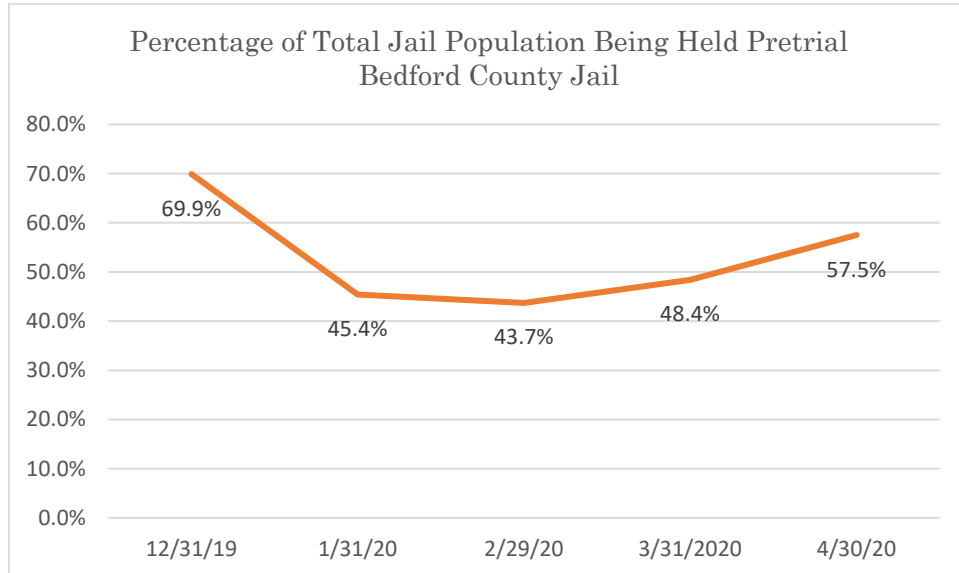
Data Source: Tennessee Department of Correction (TDOC) Jail Summary Report-12/2019-04/2020

Corresponding data can be found on the “Tennessee Department of Correction Raw Jail Data” table starting on page 140.

Bedford County Jail



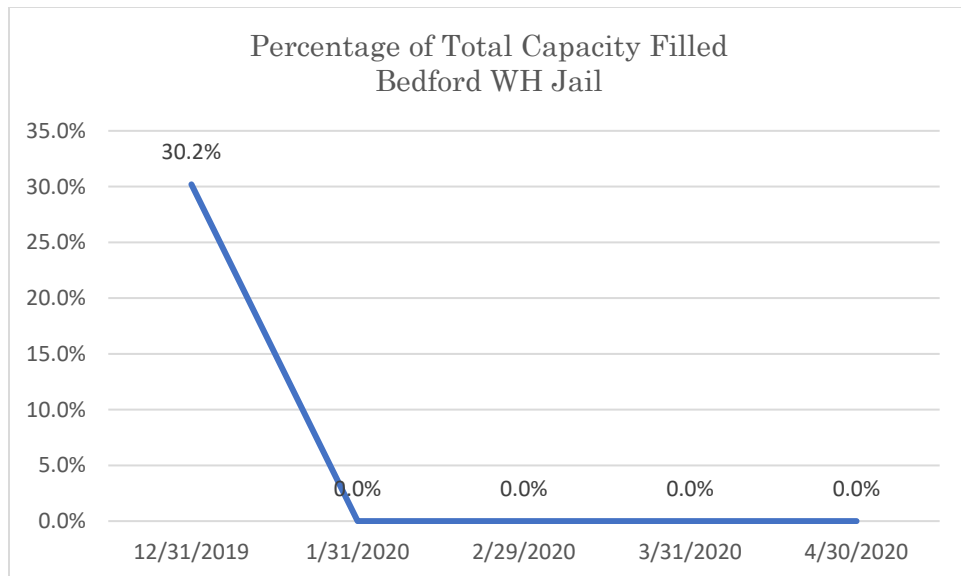
Data Source: Tennessee Department of Correction (TDOC) Jail Summary Report-12/2019-04/2020



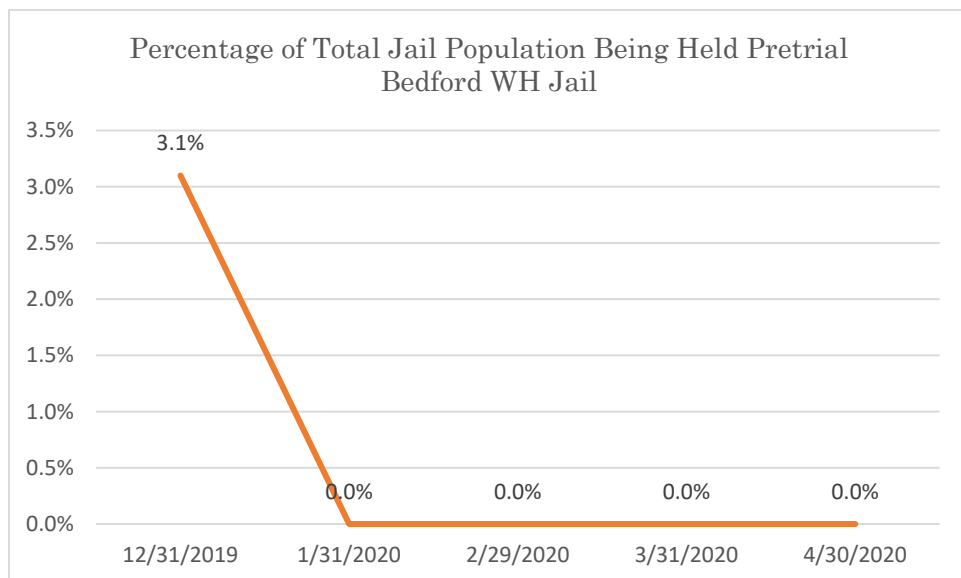
Data Source: Tennessee Department of Correction (TDOC) Jail Summary Report-12/2019-04/2020

Corresponding data can be found on the “Tennessee Department of Correction Raw Jail Data” table starting on page 140.

Bedford WH Jail



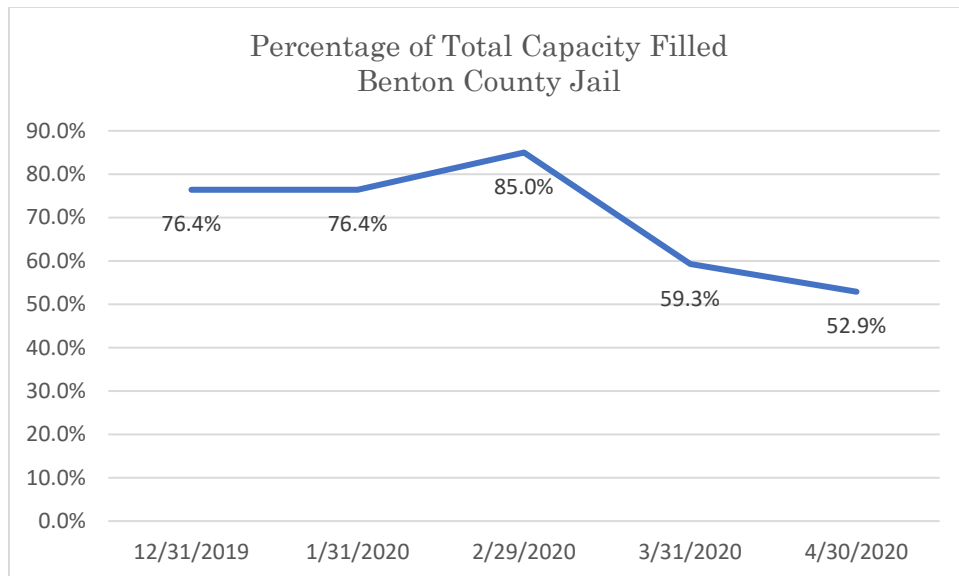
Data Source: Tennessee Department of Correction (TDOC) Jail Summary Report-12/2019-04/2020



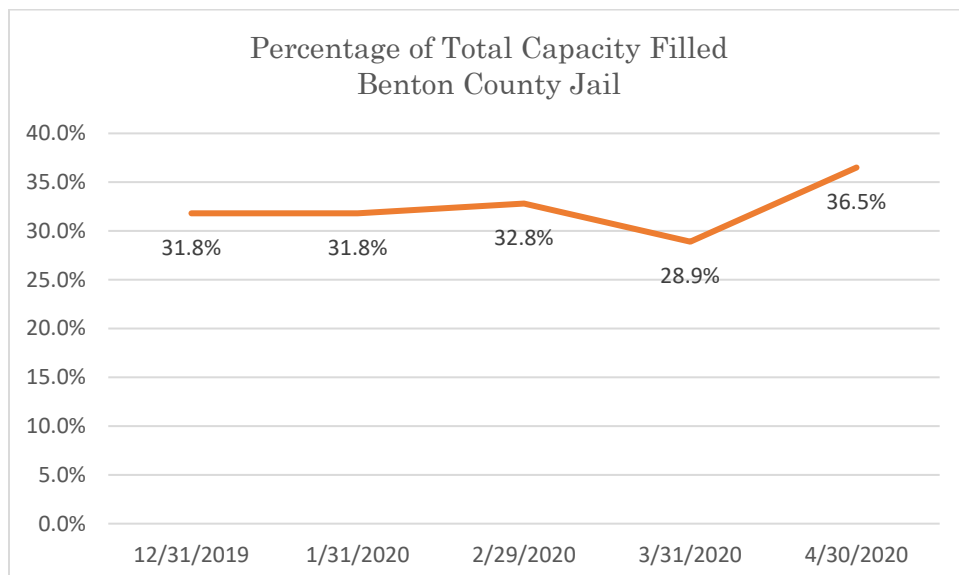
Data Source: Tennessee Department of Correction (TDOC) Jail Summary Report-12/2019-04/2020

Corresponding data can be found on the “Tennessee Department of Correction Raw Jail Data” table starting on page 140.

Benton County Jail



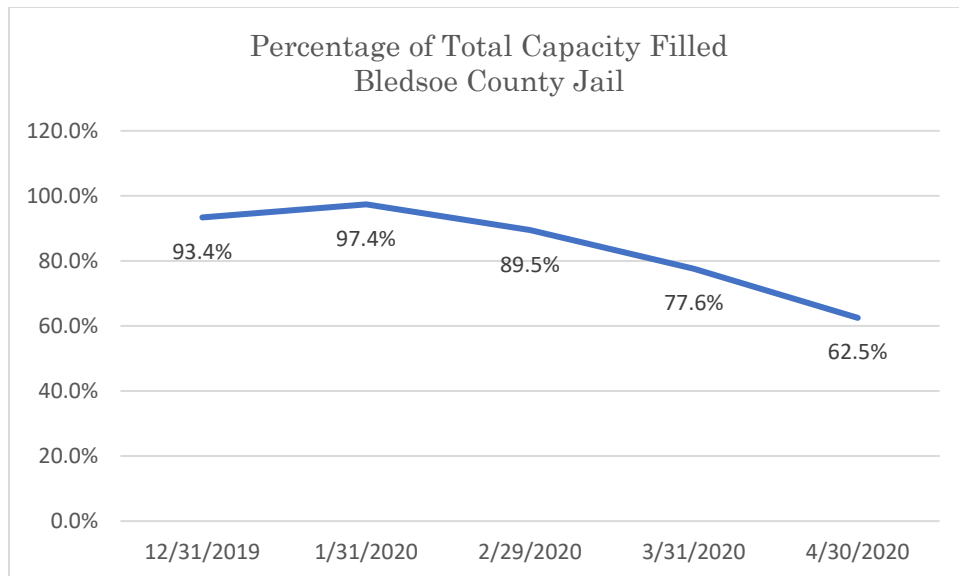
Data Source: Tennessee Department of Correction (TDOC) Jail Summary Report-12/2019-04/2020



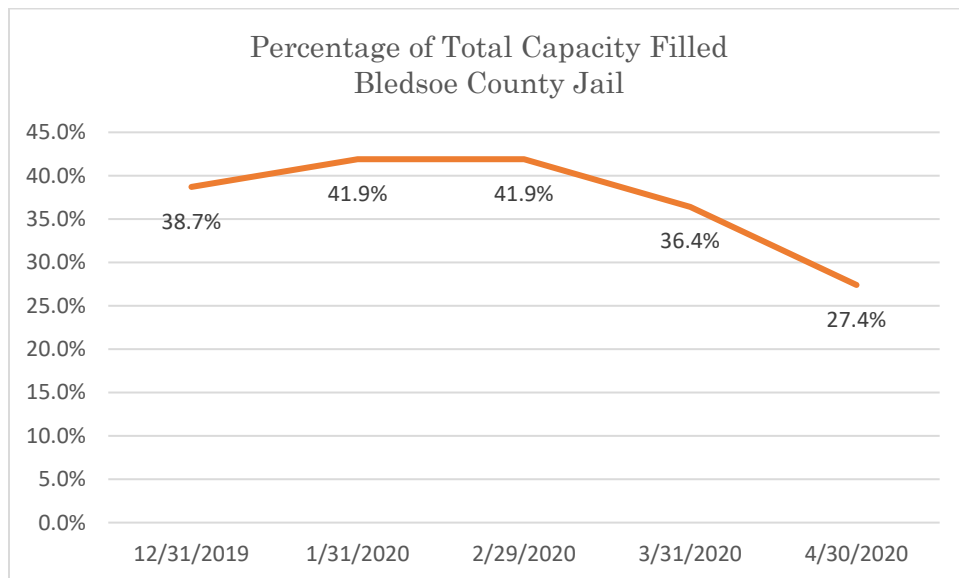
Data Source: Tennessee Department of Correction (TDOC) Jail Summary Report-12/2019-04/2020

Corresponding data can be found on the “Tennessee Department of Correction Raw Jail Data” table starting on page 140.

Bledsoe County Jail



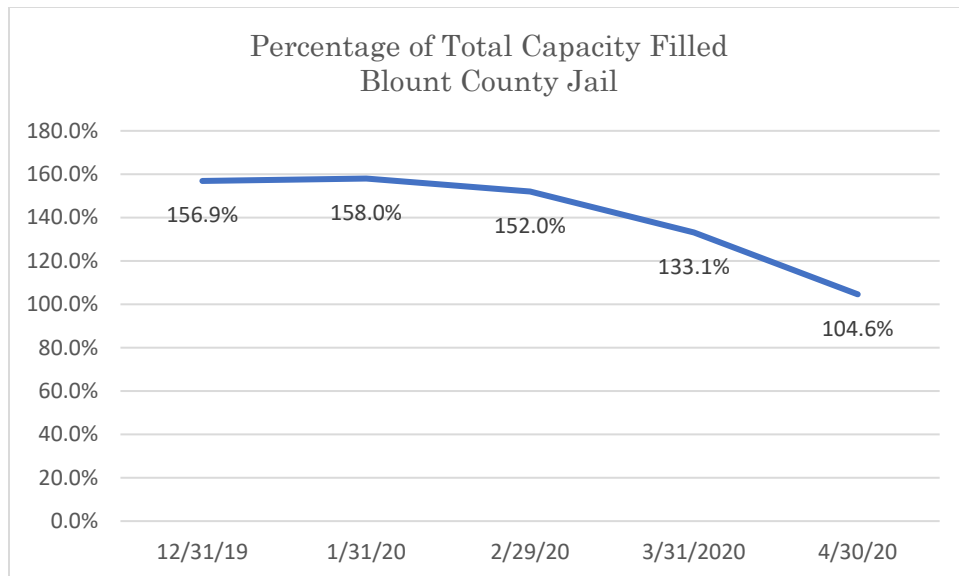
Data Source: Tennessee Department of Correction (TDOC) Jail Summary Report-12/2019-04/2020



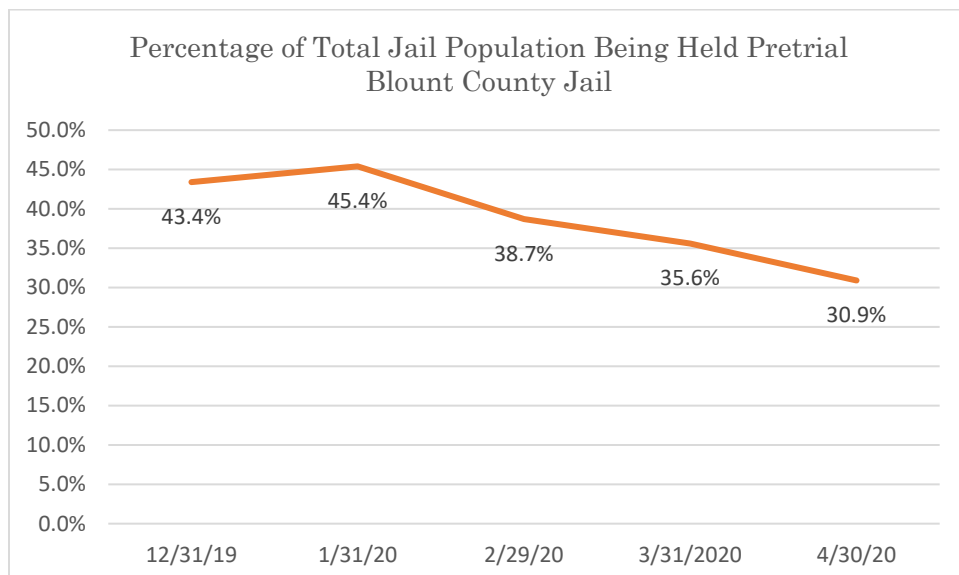
Data Source: Tennessee Department of Correction (TDOC) Jail Summary Report-12/2019-04/2020

Corresponding data can be found on the “Tennessee Department of Correction Raw Jail Data” table starting on page 140.

Blount County Jail



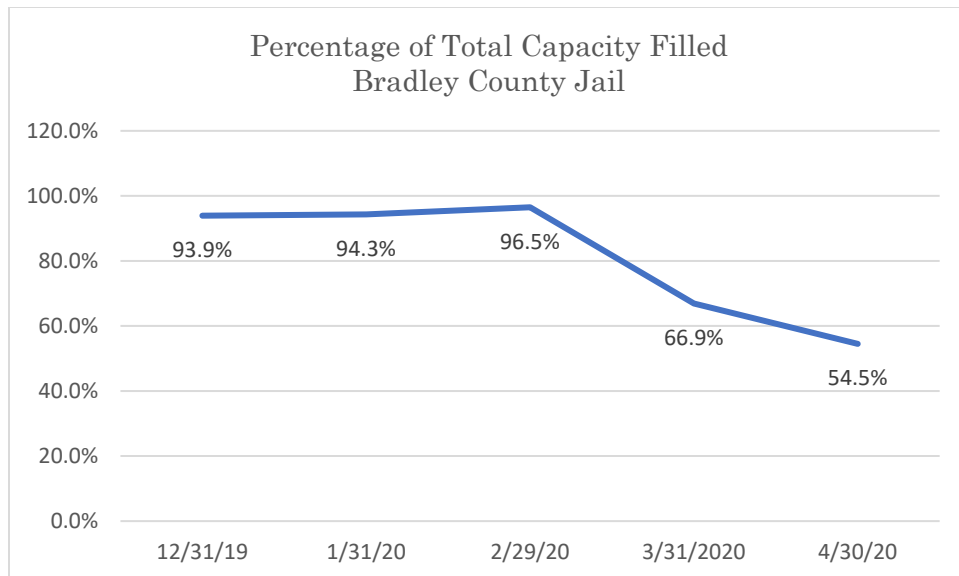
Data Source: Tennessee Department of Correction (TDOC) Jail Summary Report-12/2019-04/2020



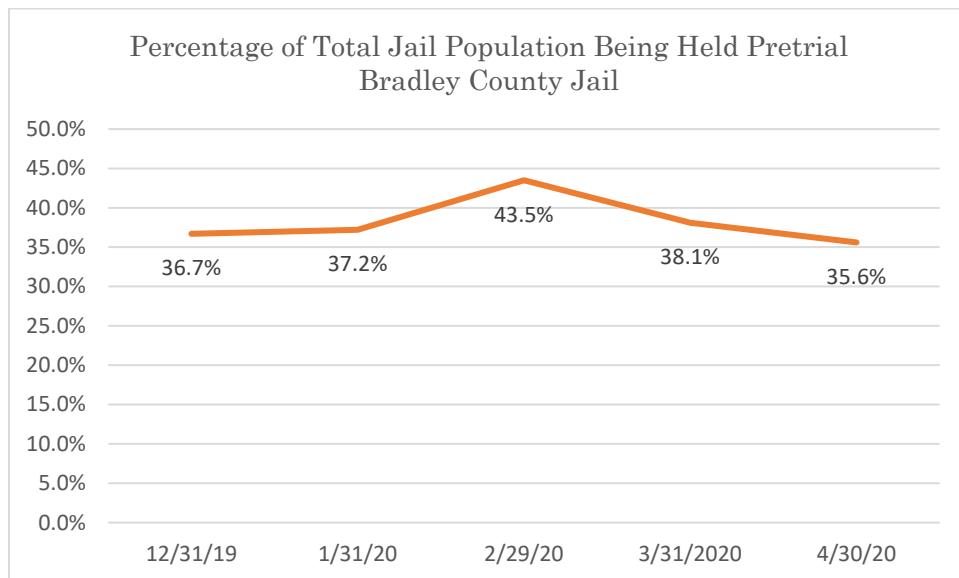
Data Source: Tennessee Department of Correction (TDOC) Jail Summary Report-12/2019-04/2020

Corresponding data can be found on the “Tennessee Department of Correction Raw Jail Data” table starting on page 140.

Bradley County Jail



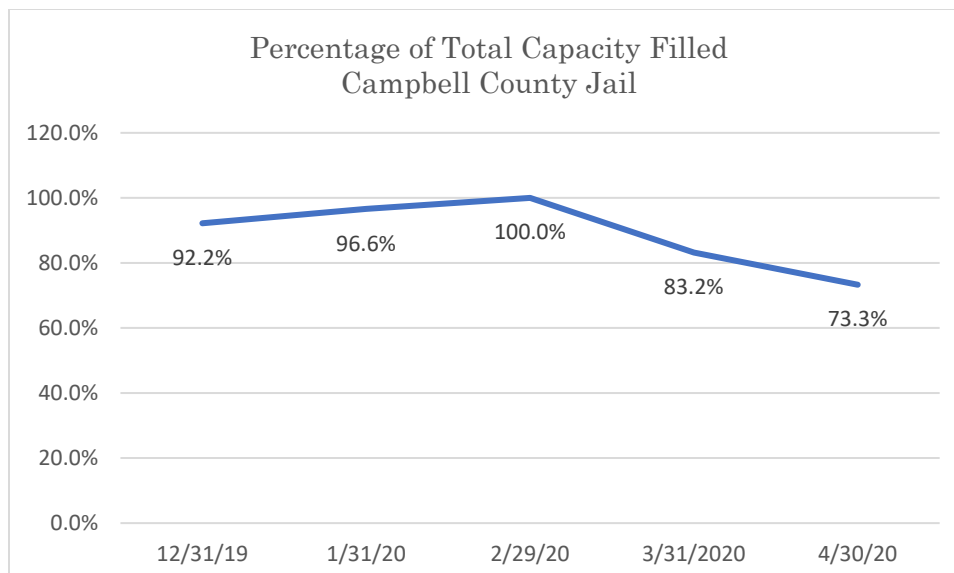
Data Source: Tennessee Department of Correction (TDOC) Jail Summary Report-12/2019-04/2020



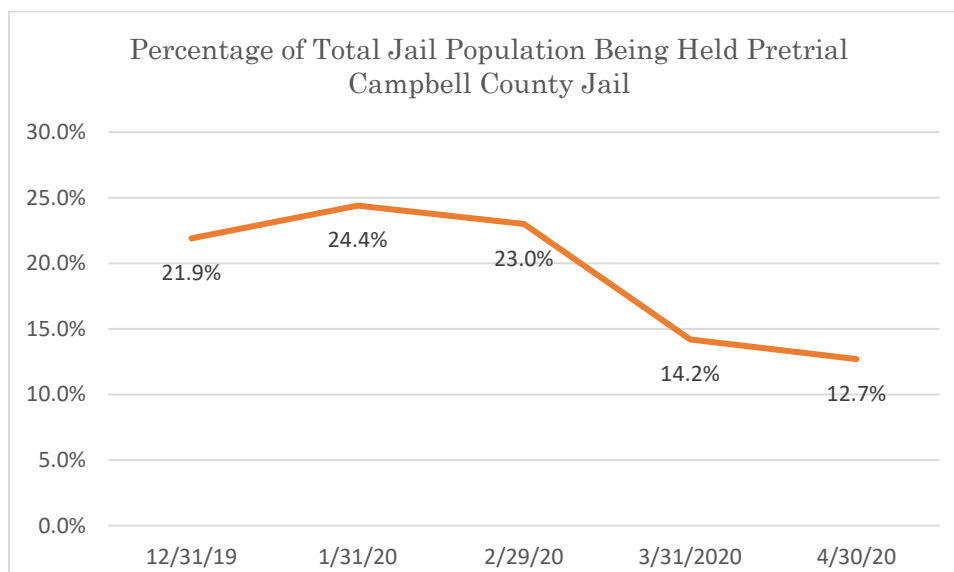
Data Source: Tennessee Department of Correction (TDOC) Jail Summary Report-12/2019-04/2020

Corresponding data can be found on the “Tennessee Department of Correction Raw Jail Data” table starting on page 140.

Campbell County Jail



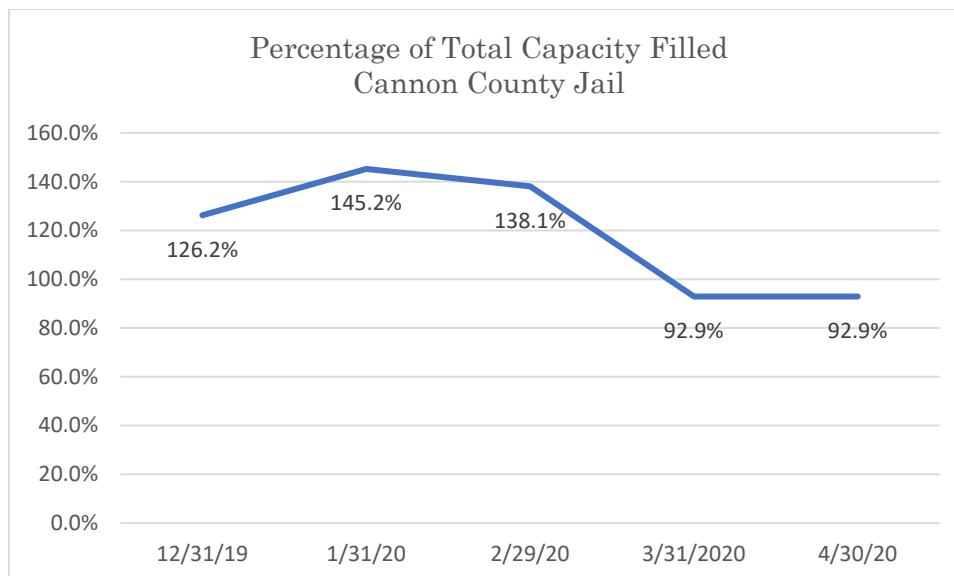
Data Source: Tennessee Department of Correction (TDOC) Jail Summary Report-12/2019-04/2020



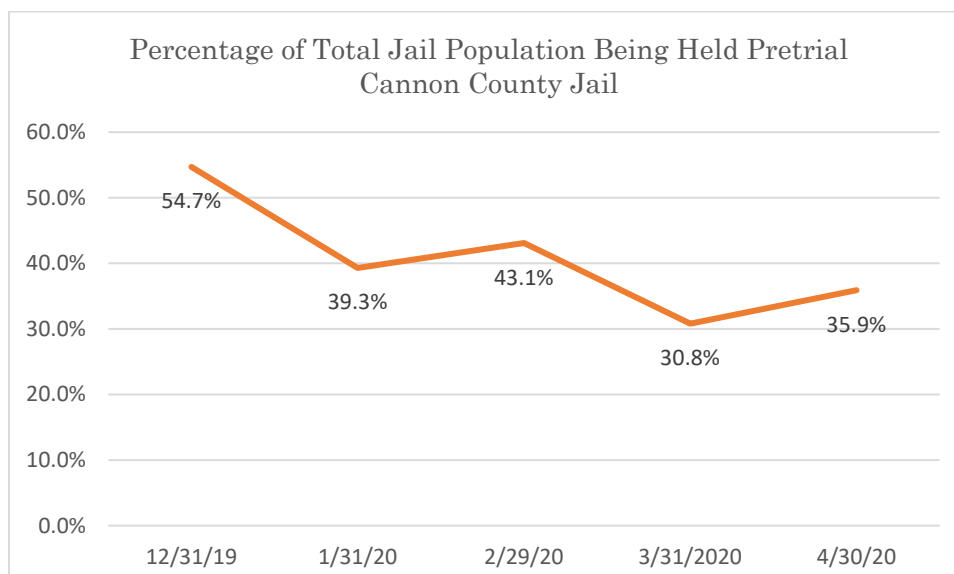
Data Source: Tennessee Department of Correction (TDOC) Jail Summary Report-12/2019-04/2020

Corresponding data can be found on the “Tennessee Department of Correction Raw Jail Data” table starting on page 140.

Cannon County Jail



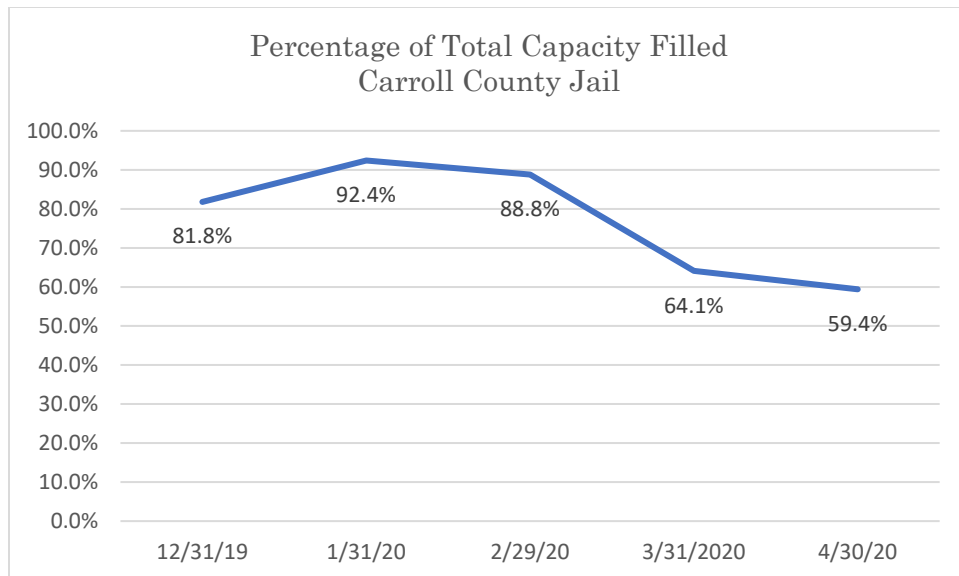
Data Source: Tennessee Department of Correction (TDOC) Jail Summary Report-12/2019-04/2020



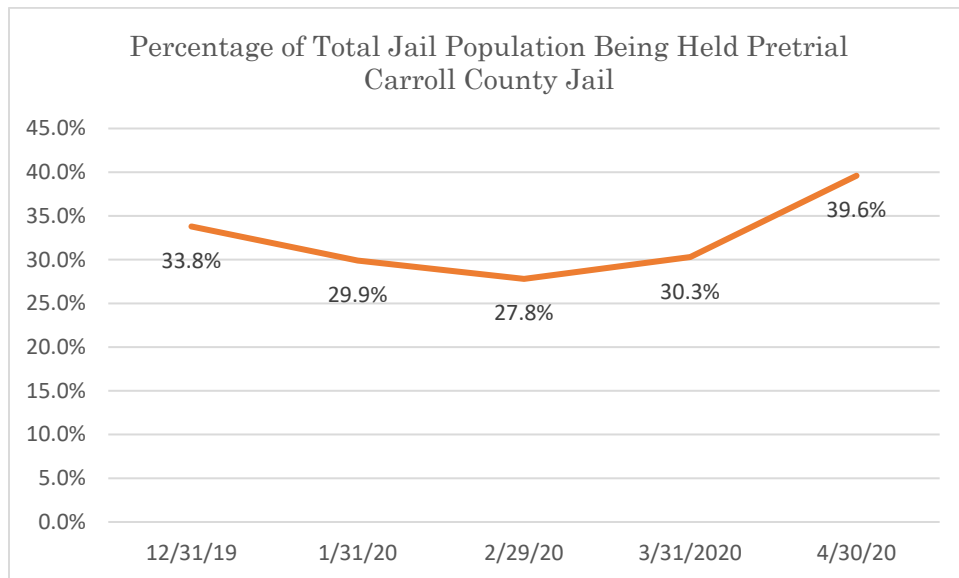
Data Source: Tennessee Department of Correction (TDOC) Jail Summary Report-12/2019-04/2020

Corresponding data can be found on the “Tennessee Department of Correction Raw Jail Data” table starting on page 140.

Carroll County Jail



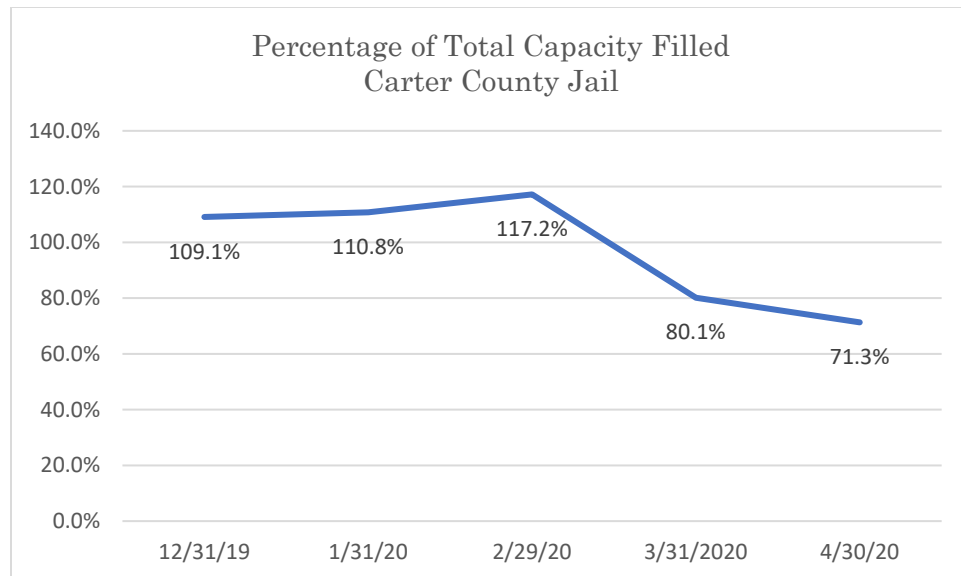
Data Source: Tennessee Department of Correction (TDOC) Jail Summary Report-12/2019-04/2020



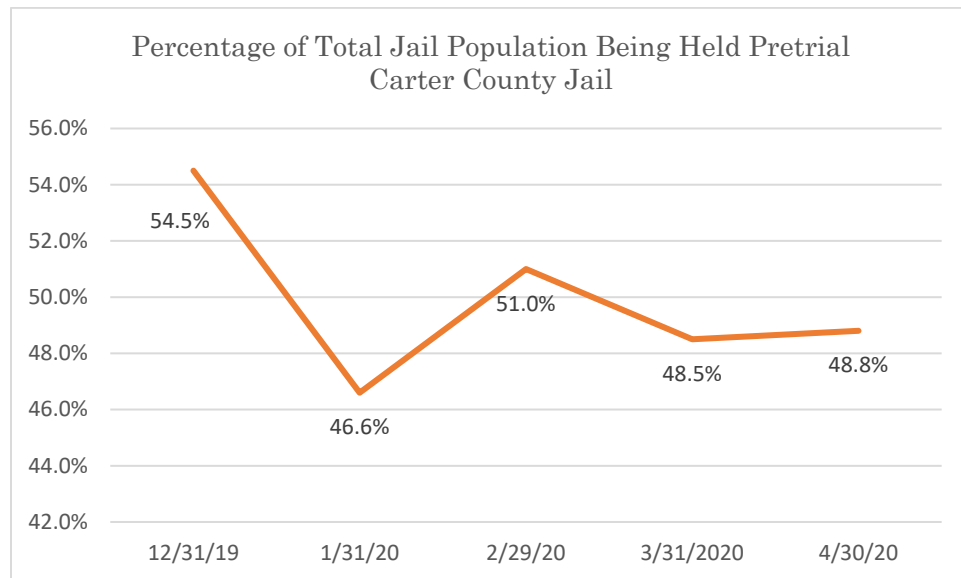
Data Source: Tennessee Department of Correction (TDOC) Jail Summary Report-12/2019-04/2020

Corresponding data can be found on the “Tennessee Department of Correction Raw Jail Data” table starting on page 140.

Carter County Jail



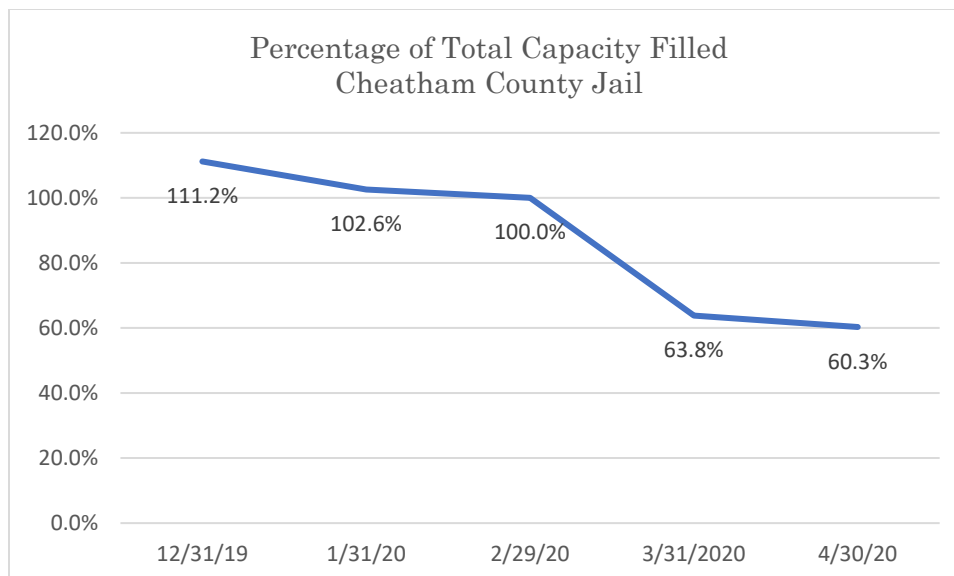
Data Source: Tennessee Department of Correction (TDOC) Jail Summary Report-12/2019-04/2020



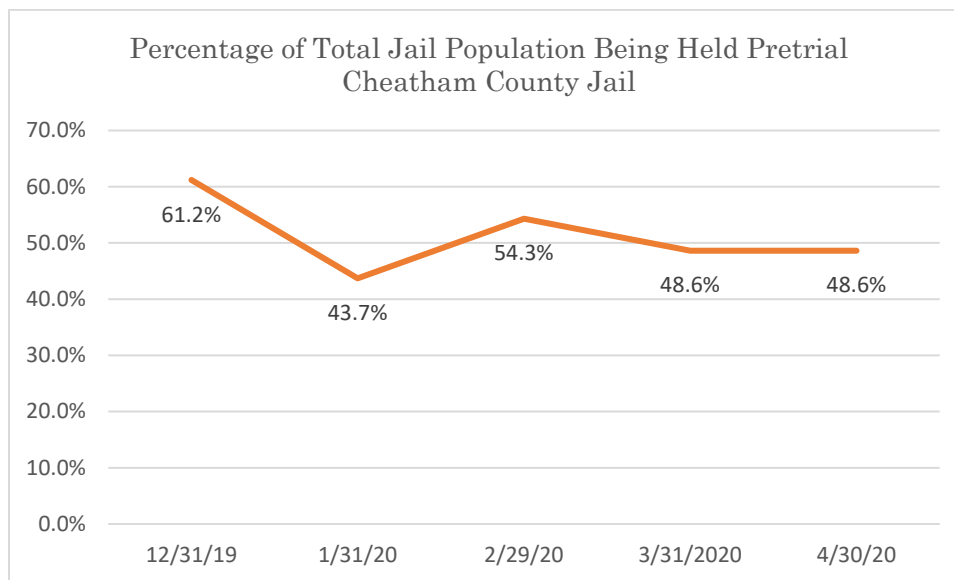
Data Source: Tennessee Department of Correction (TDOC) Jail Summary Report-12/2019-04/2020

Corresponding data can be found on the “Tennessee Department of Correction Raw Jail Data” table starting on page 140.

Cheatham County Jail



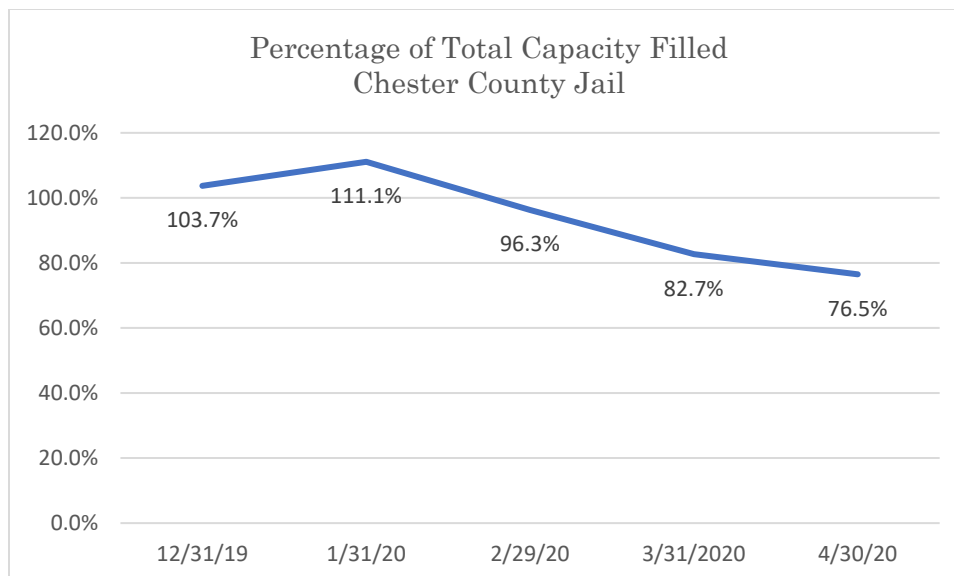
Data Source: Tennessee Department of Correction (TDOC) Jail Summary Report-12/2019-04/2020



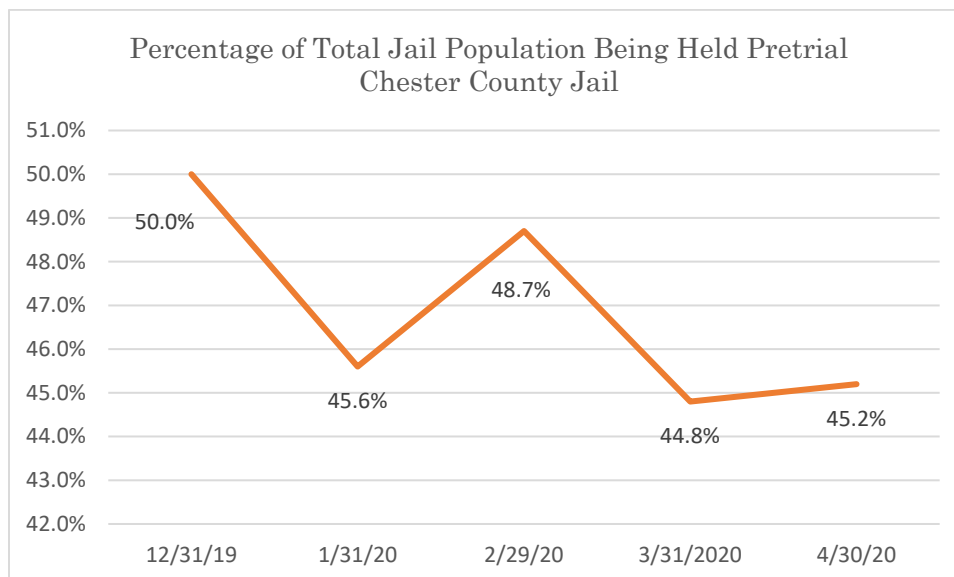
Data Source: Tennessee Department of Correction (TDOC) Jail Summary Report-12/2019-04/2020

Corresponding data can be found on the “Tennessee Department of Correction Raw Jail Data” table starting on page 140.

Chester County Jail



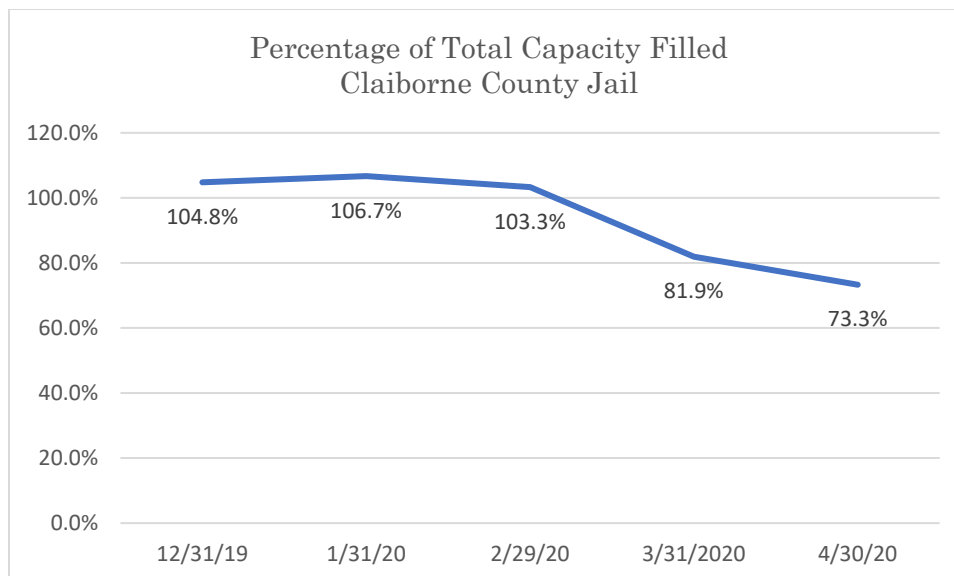
Data Source: Tennessee Department of Correction (TDOC) Jail Summary Report-12/2019-04/2020



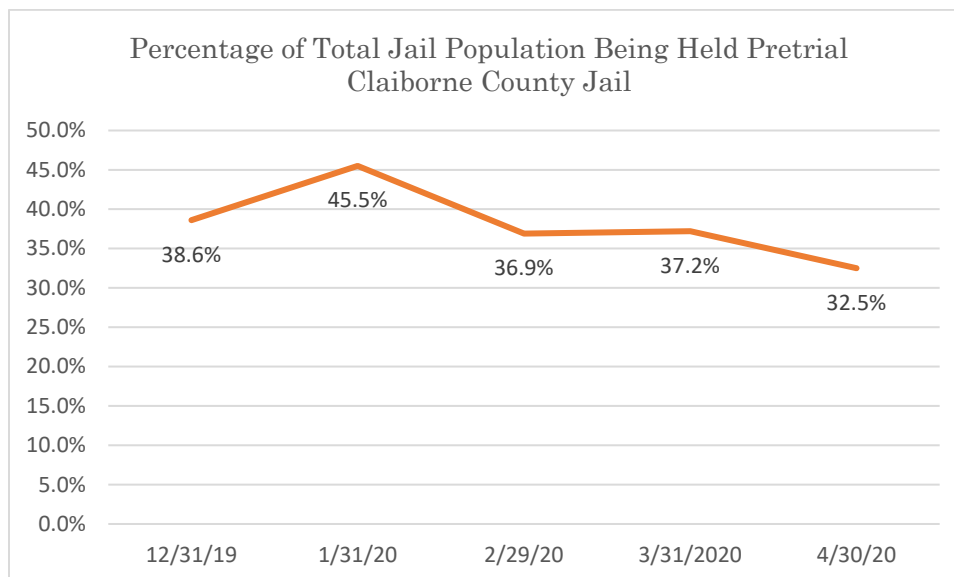
Data Source: Tennessee Department of Correction (TDOC) Jail Summary Report-12/2019-04/2020

Corresponding data can be found on the “Tennessee Department of Correction Raw Jail Data” table starting on page 140.

Claiborne County Jail



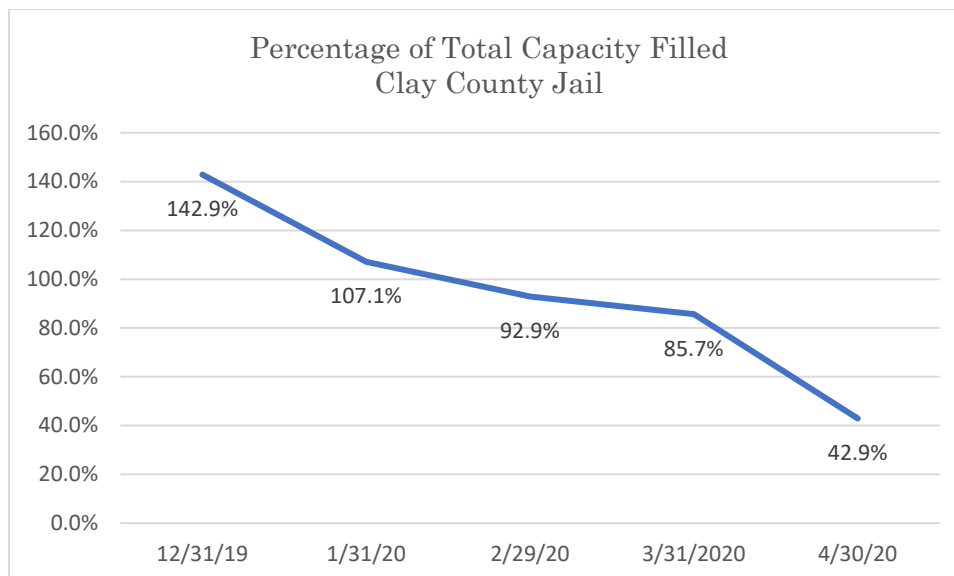
Data Source: Tennessee Department of Correction (TDOC) Jail Summary Report-12/2019-04/2020



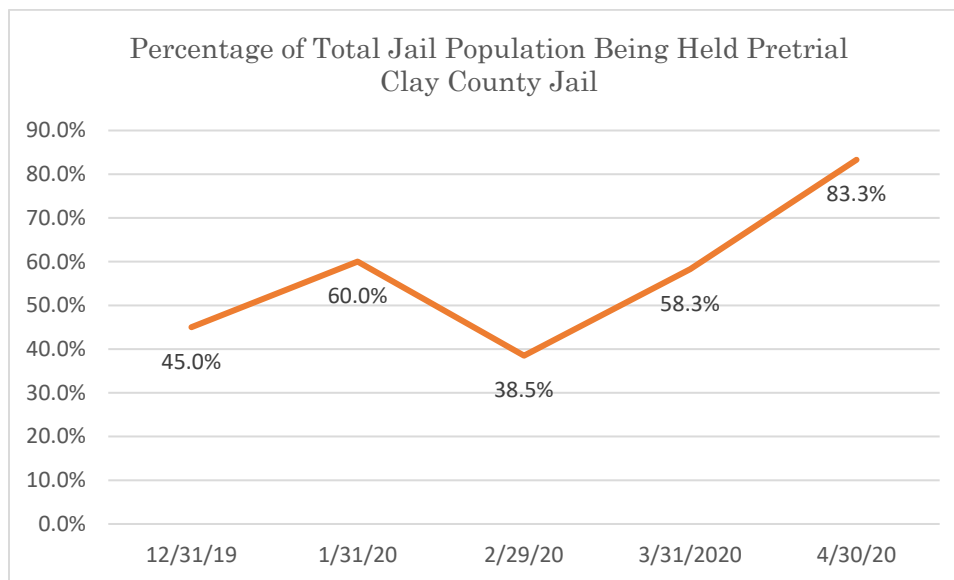
Data Source: Tennessee Department of Correction (TDOC) Jail Summary Report-12/2019-04/2020

Corresponding data can be found on the “Tennessee Department of Correction Raw Jail Data” table starting on page 140.

Clay County Jail



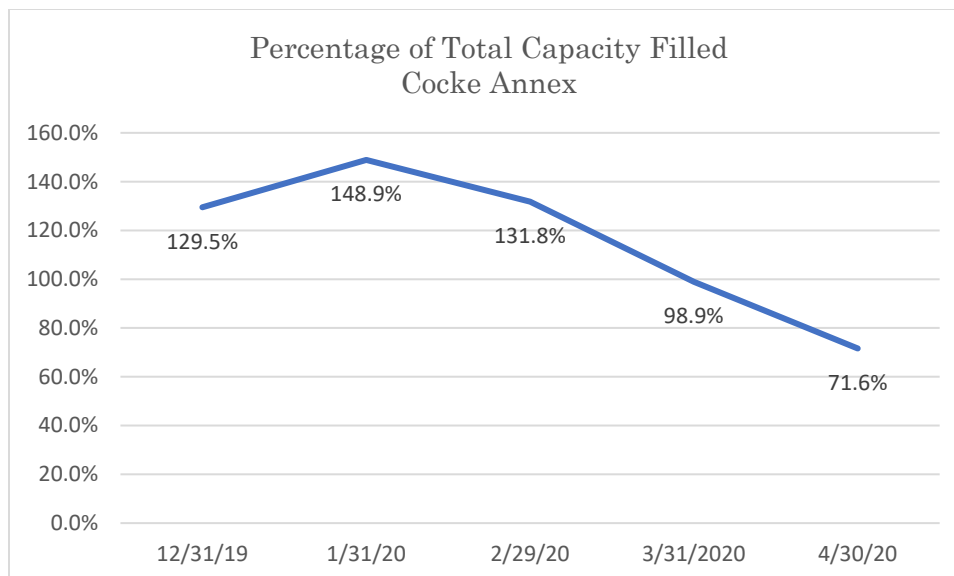
Data Source: Tennessee Department of Correction (TDOC) Jail Summary Report-12/2019-04/2020



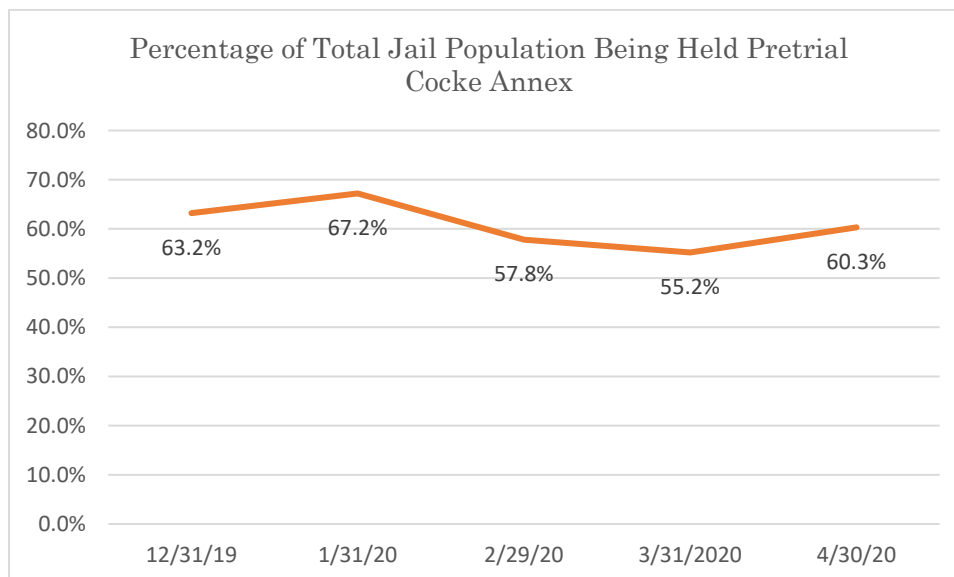
Data Source: Tennessee Department of Correction (TDOC) Jail Summary Report-12/2019-04/2020

Corresponding data can be found on the “Tennessee Department of Correction Raw Jail Data” table starting on page 140.

Cocke Annex



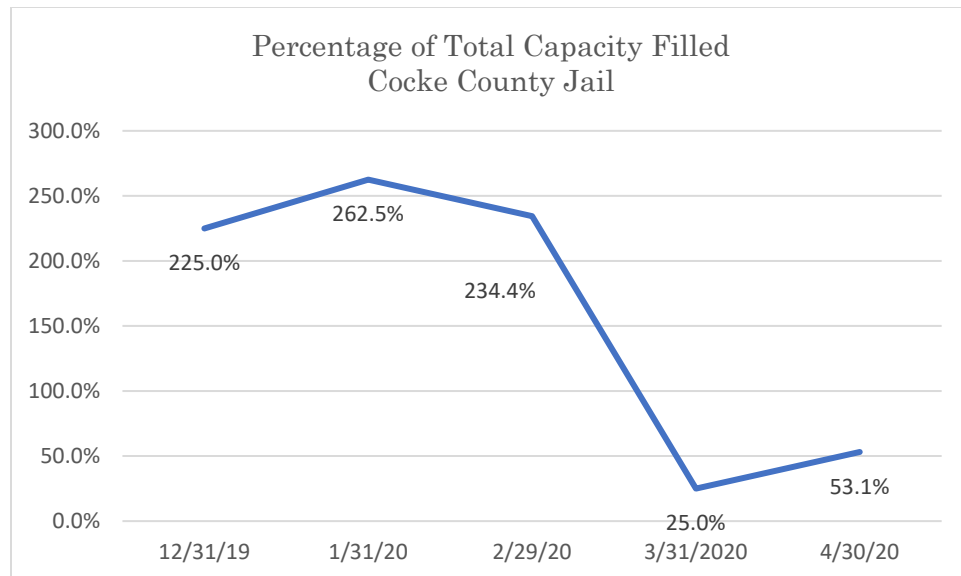
Data Source: Tennessee Department of Correction (TDOC) Jail Summary Report-12/2019-04/2020



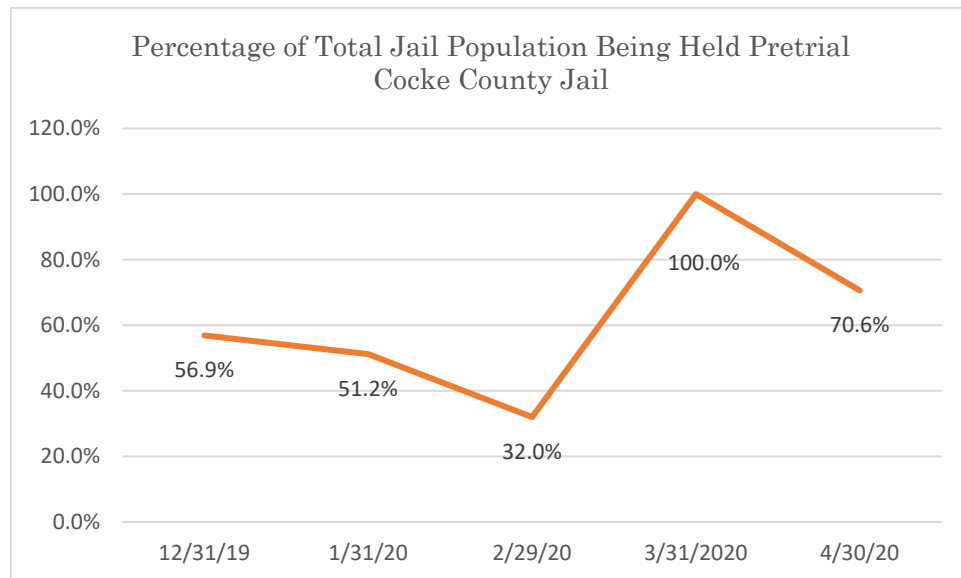
Data Source: Tennessee Department of Correction (TDOC) Jail Summary Report-12/2019-04/2020

Corresponding data can be found on the “Tennessee Department of Correction Raw Jail Data” table starting on page 140.

Cocke County Jail



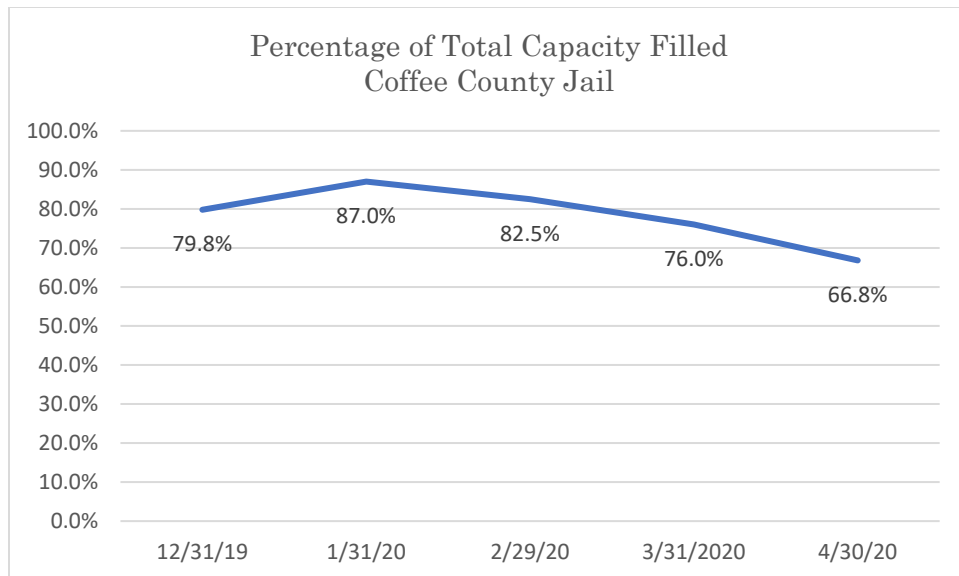
Data Source: Tennessee Department of Correction (TDOC) Jail Summary Report-12/2019-04/2020



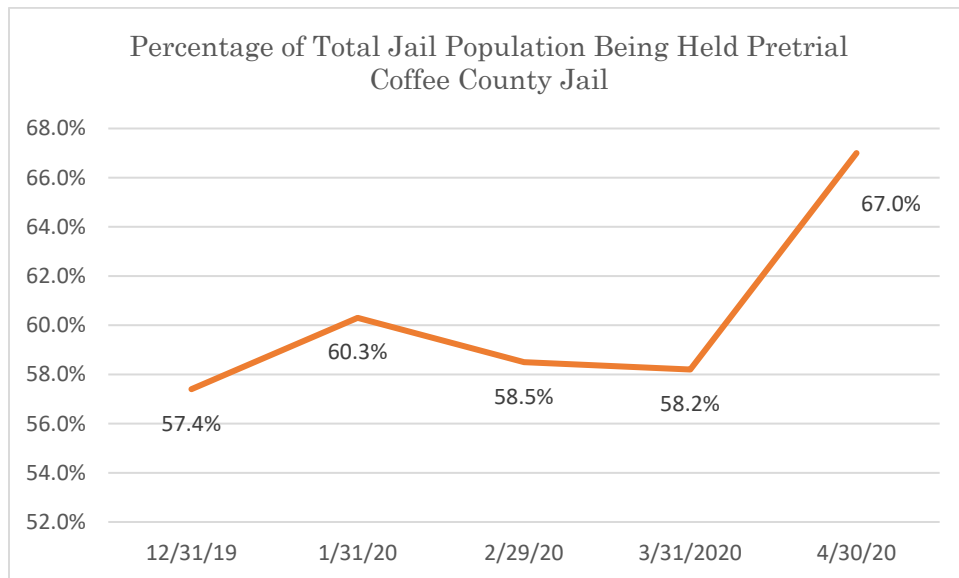
Data Source: Tennessee Department of Correction (TDOC) Jail Summary Report-12/2019-04/2020

Corresponding data can be found on the “Tennessee Department of Correction Raw Jail Data” table starting on page 140.

Coffee County Jail



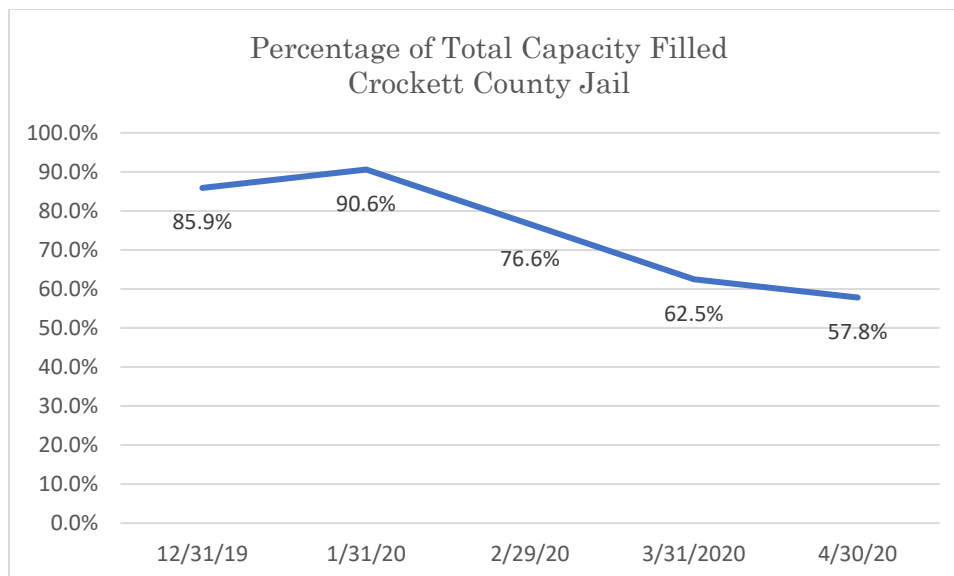
Data Source: Tennessee Department of Correction (TDOC) Jail Summary Report-12/2019-04/2020



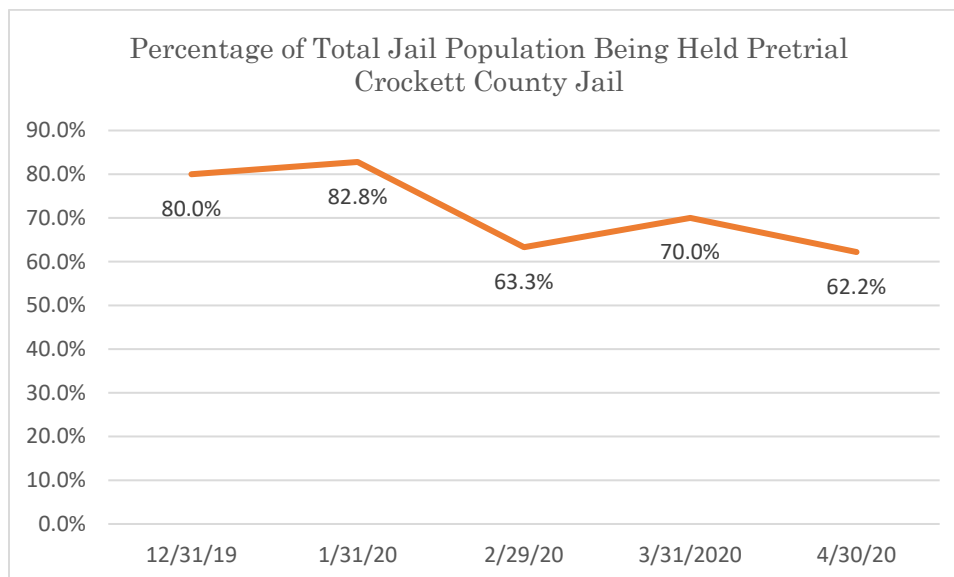
Data Source: Tennessee Department of Correction (TDOC) Jail Summary Report-12/2019-04/2020

Corresponding data can be found on the “Tennessee Department of Correction Raw Jail Data” table starting on page 140.

Crockett County Jail



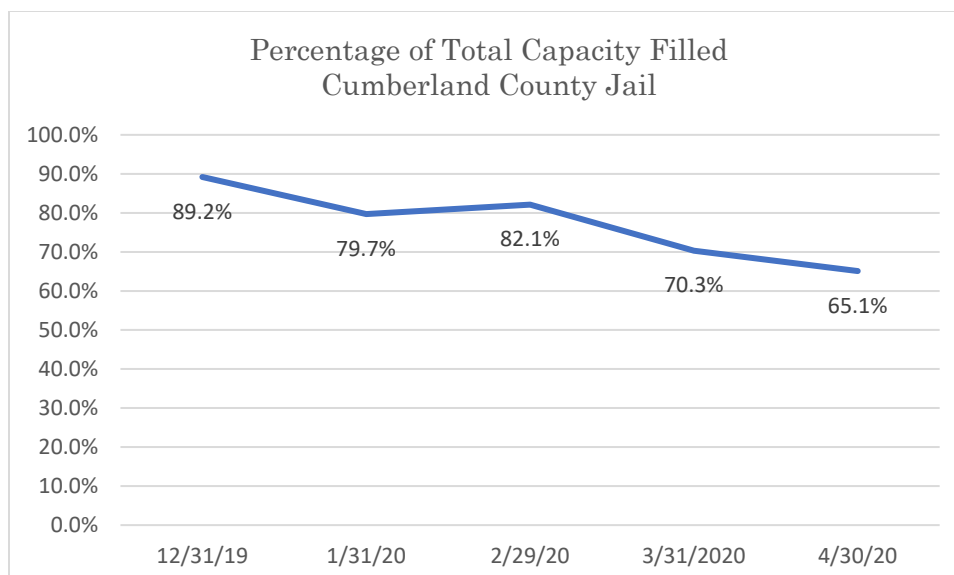
Data Source: Tennessee Department of Correction (TDOC) Jail Summary Report-12/2019-04/2020



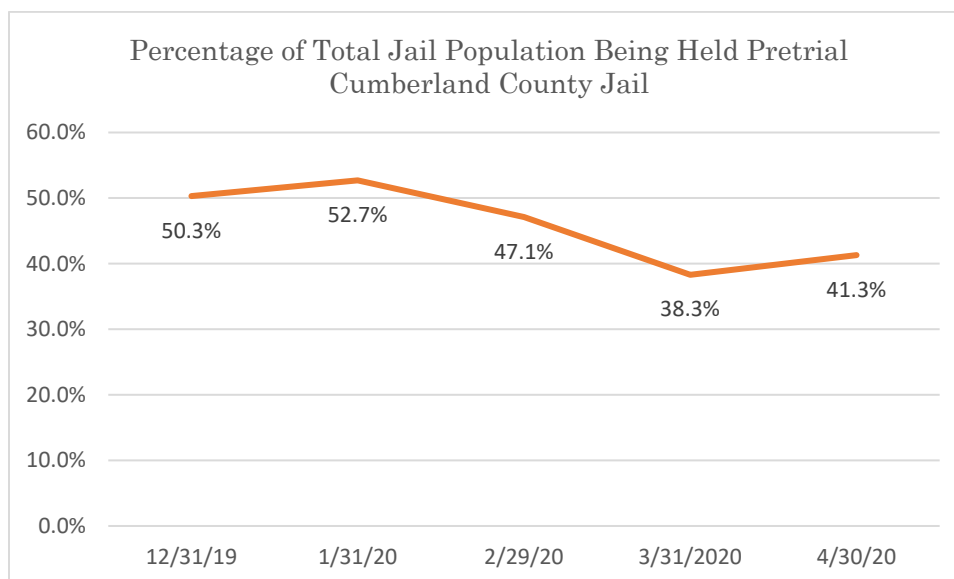
Data Source: Tennessee Department of Correction (TDOC) Jail Summary Report-12/2019-04/2020

Corresponding data can be found on the “Tennessee Department of Correction Raw Jail Data” table starting on page 140.

Cumberland County Jail



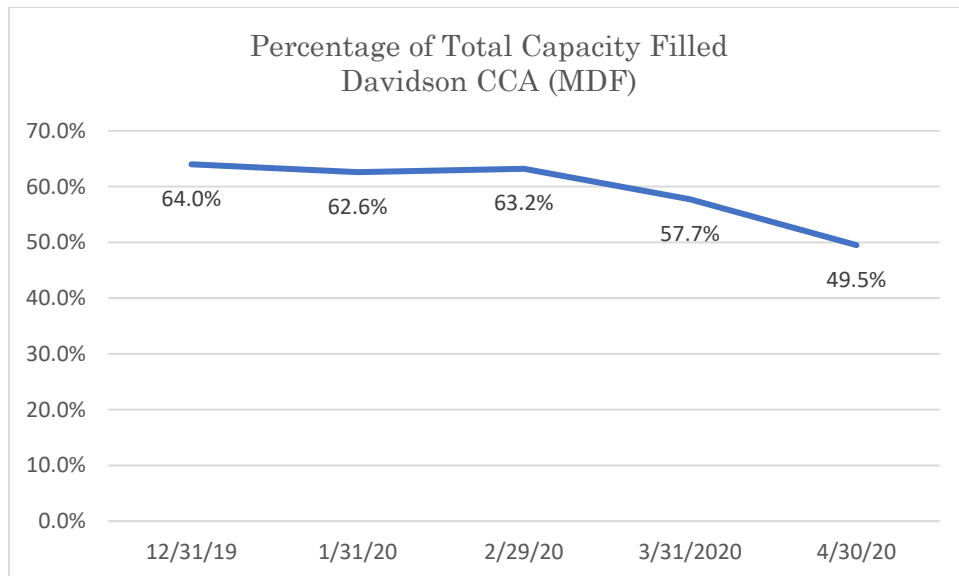
Data Source: Tennessee Department of Correction (TDOC) Jail Summary Report-12/2019-04/2020



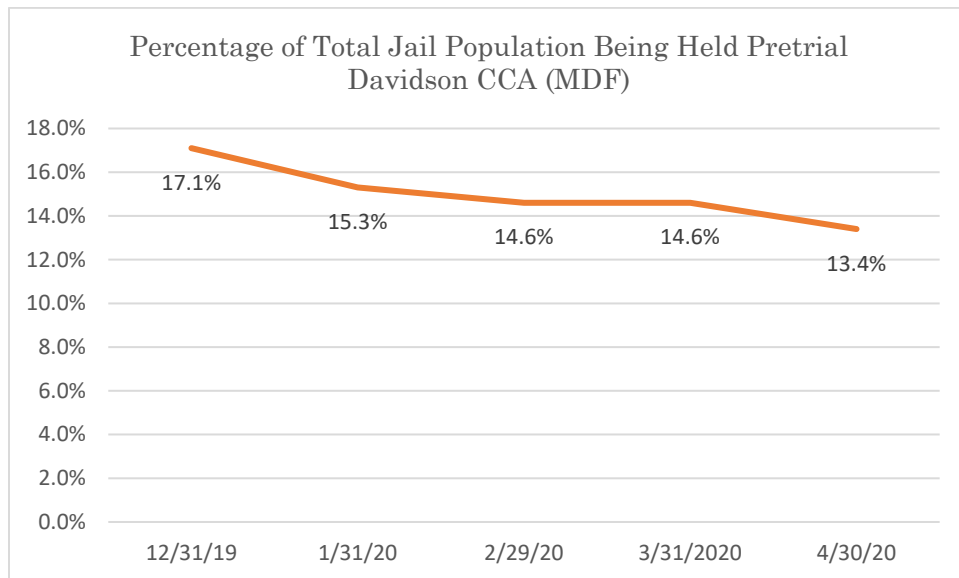
Data Source: Tennessee Department of Correction (TDOC) Jail Summary Report-12/2019-04/2020

Corresponding data can be found on the “Tennessee Department of Correction Raw Jail Data” table starting on page 140.

Davidson CCA (MDF)



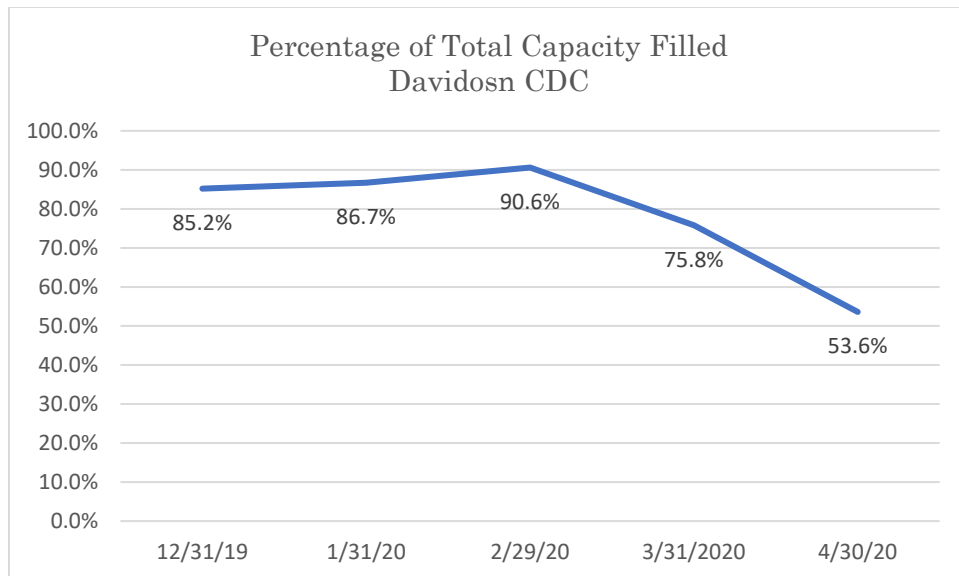
Data Source: Tennessee Department of Correction (TDOC) Jail Summary Report-12/2019-04/2020



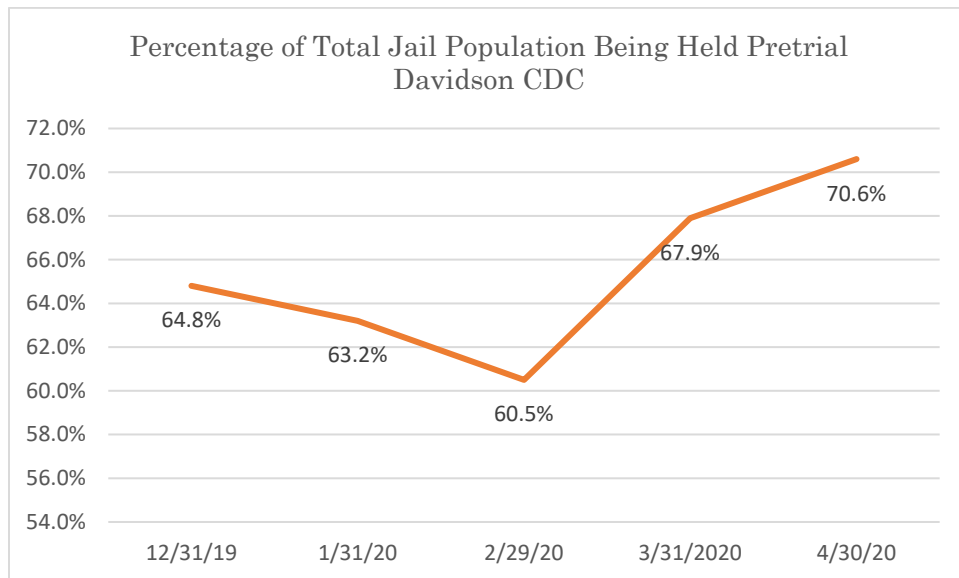
Data Source: Tennessee Department of Correction (TDOC) Jail Summary Report-12/2019-04/2020

Corresponding data can be found on the “Tennessee Department of Correction Raw Jail Data” table starting on page 140.

Davidson CDC



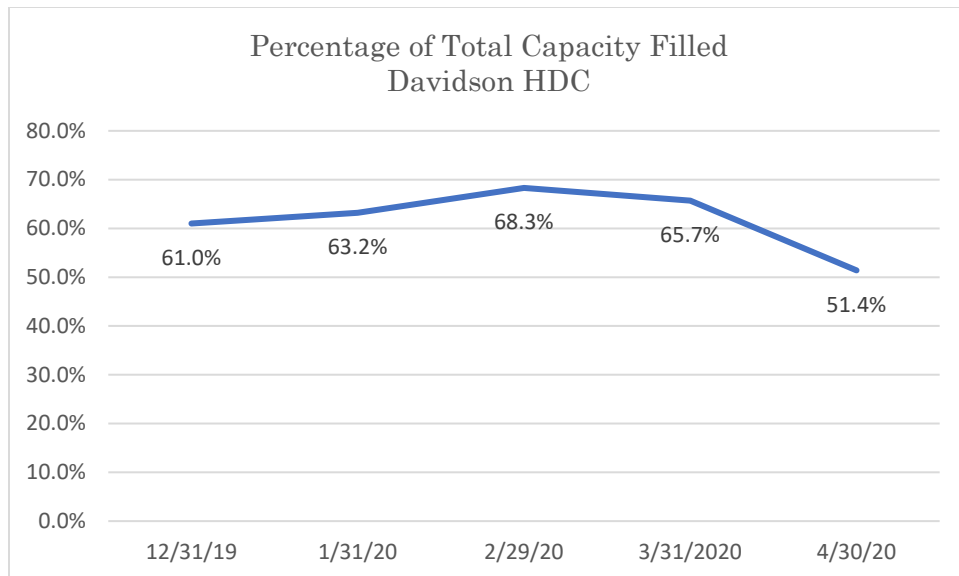
Data Source: Tennessee Department of Correction (TDOC) Jail Summary Report-12/2019-04/2020



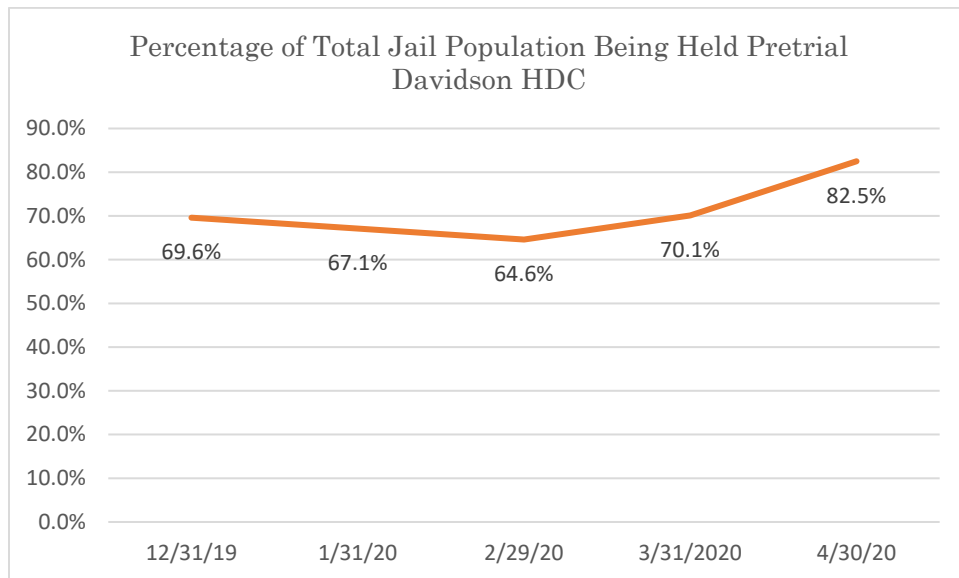
Data Source: Tennessee Department of Correction (TDOC) Jail Summary Report-12/2019-04/2020

Corresponding data can be found on the “Tennessee Department of Correction Raw Jail Data” table starting on page 140.

Davidson HDC



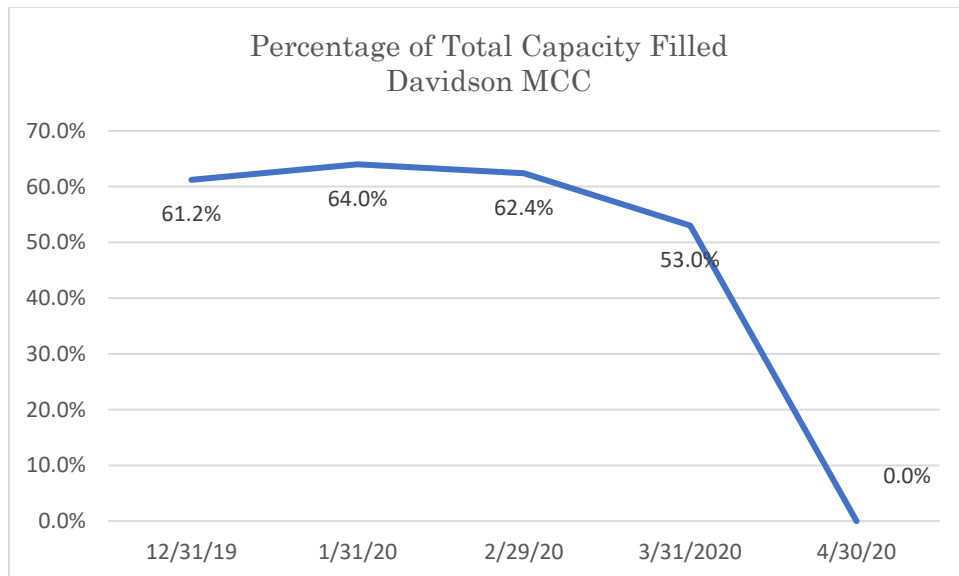
Data Source: Tennessee Department of Correction (TDOC) Jail Summary Report-12/2019-04/2020



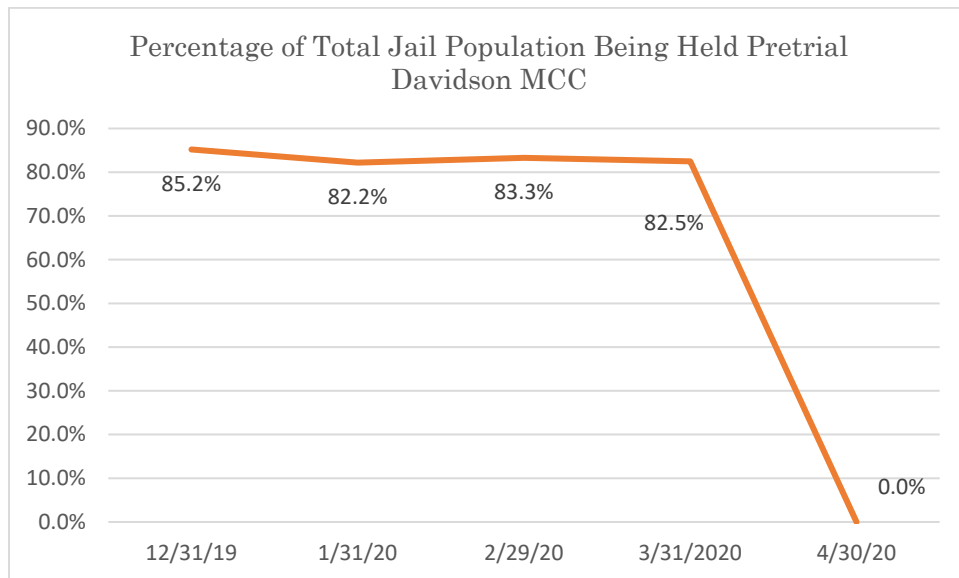
Data Source: Tennessee Department of Correction (TDOC) Jail Summary Report-12/2019-04/2020

Corresponding data can be found on the “Tennessee Department of Correction Raw Jail Data” table starting on page 140.

Davidson MCC



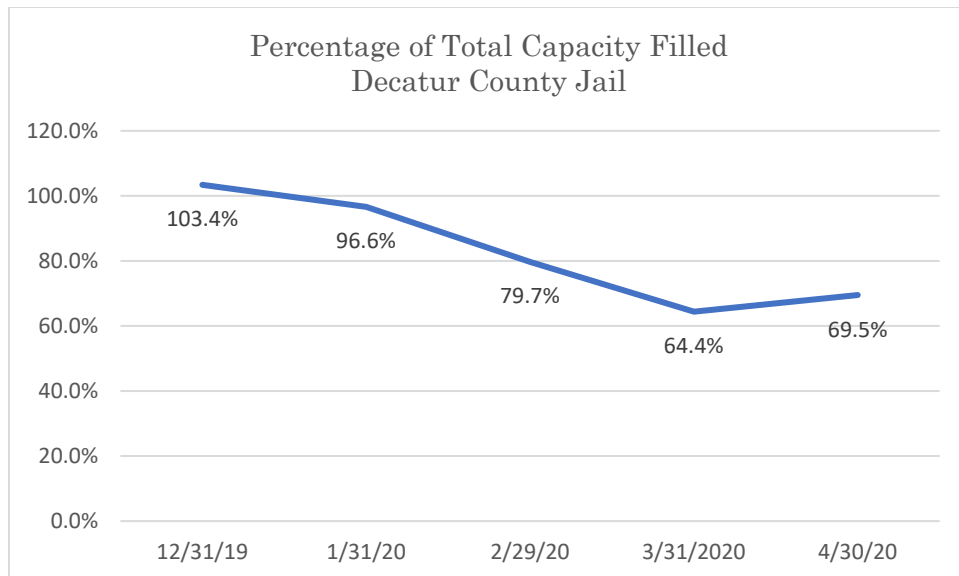
Data Source: Tennessee Department of Correction (TDOC) Jail Summary Report-12/2019-04/2020



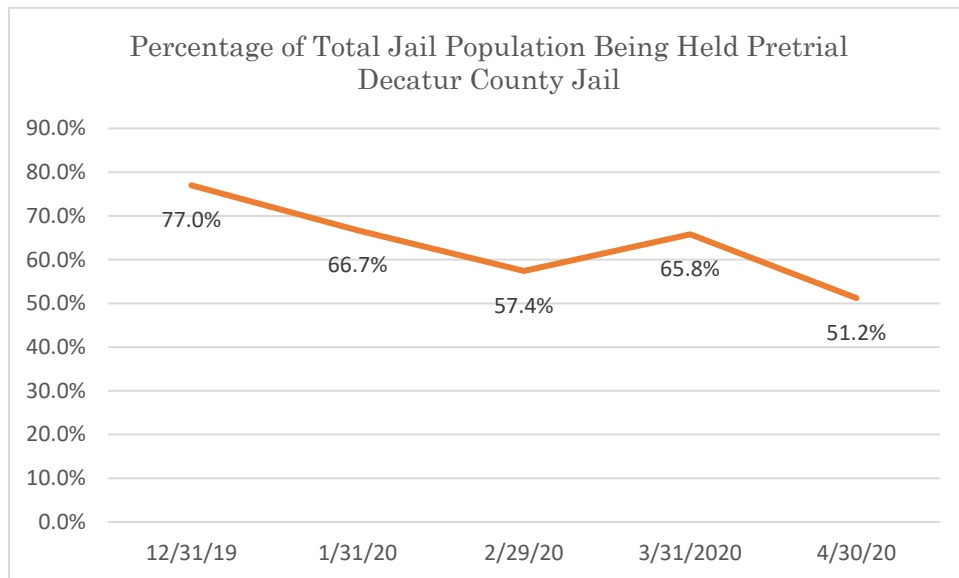
Data Source: Tennessee Department of Correction (TDOC) Jail Summary Report-12/2019-04/2020

Corresponding data can be found on the “Tennessee Department of Correction Raw Jail Data” table starting on page 140.

Decatur County Jail



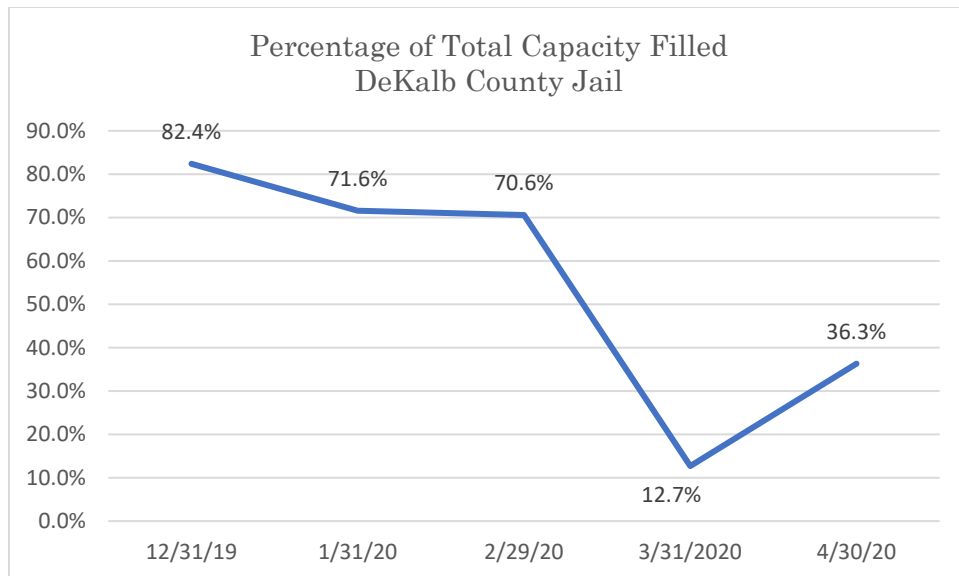
Data Source: Tennessee Department of Correction (TDOC) Jail Summary Report-12/2019-04/2020



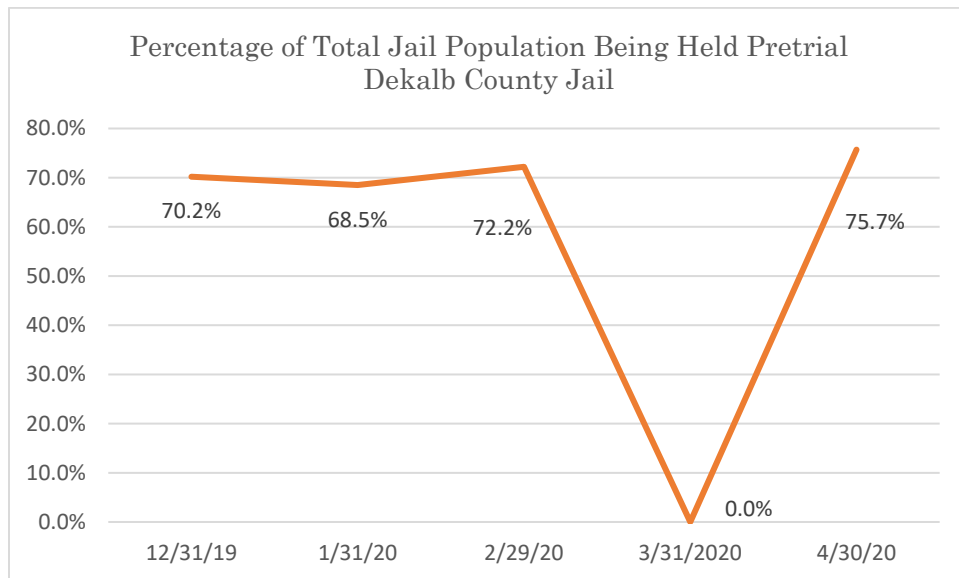
Data Source: Tennessee Department of Correction (TDOC) Jail Summary Report-12/2019-04/2020

Corresponding data can be found on the “Tennessee Department of Correction Raw Jail Data” table starting on page 140.

Dekalb County Jail



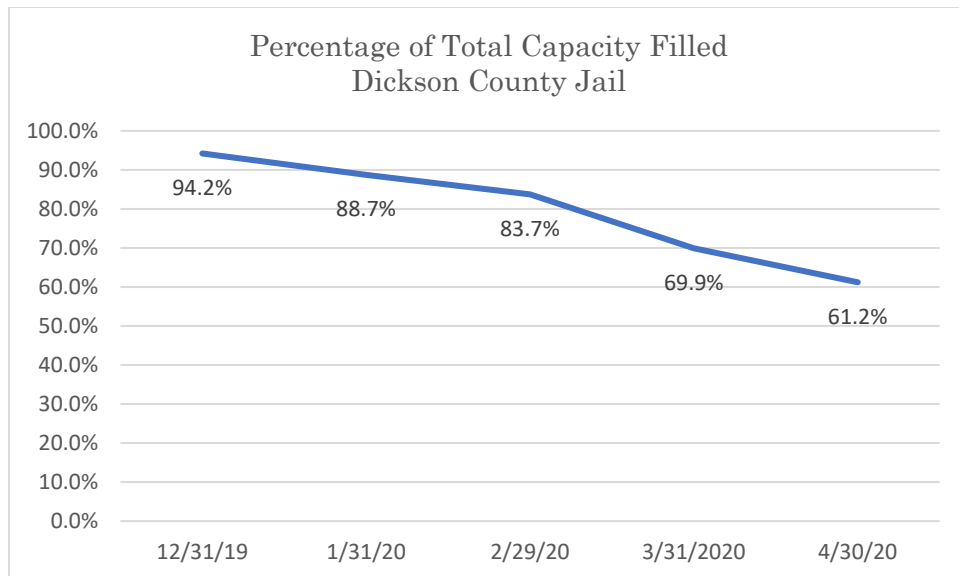
Data Source: Tennessee Department of Correction (TDOC) Jail Summary Report-12/2019-04/2020



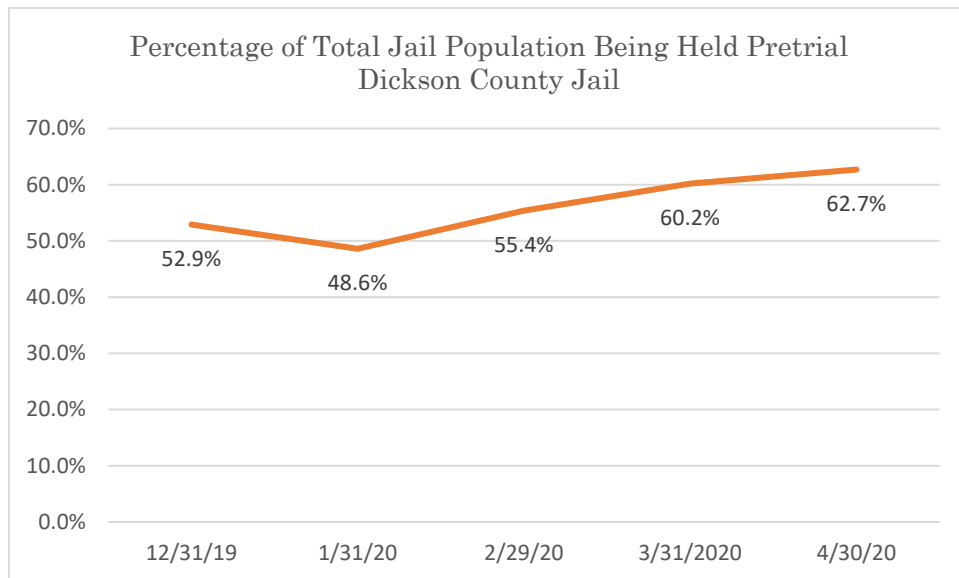
Data Source: Tennessee Department of Correction (TDOC) Jail Summary Report-12/2019-04/2020

Corresponding data can be found on the “Tennessee Department of Correction Raw Jail Data” table starting on page 140.

Dickson County Jail



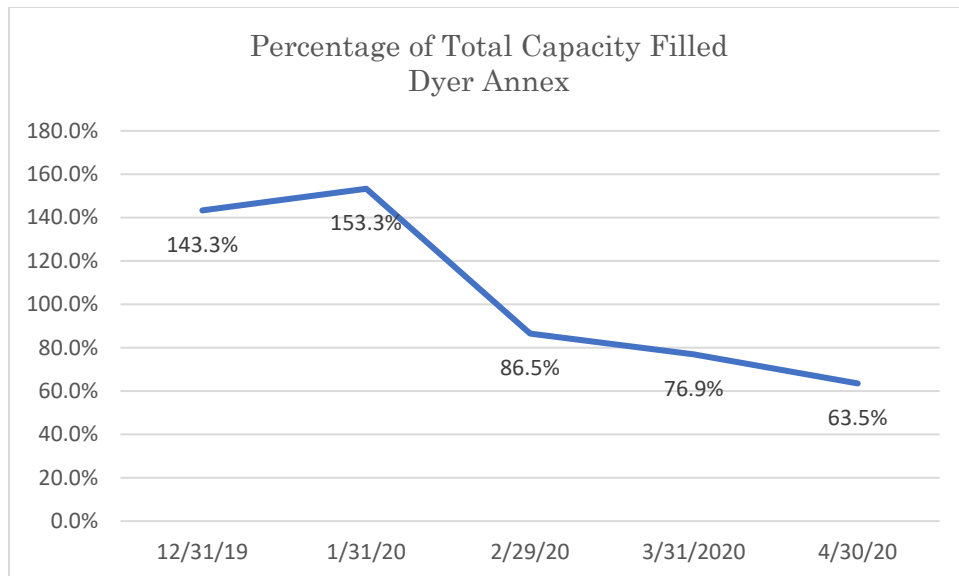
Data Source: Tennessee Department of Correction (TDOC) Jail Summary Report-12/2019-04/2020



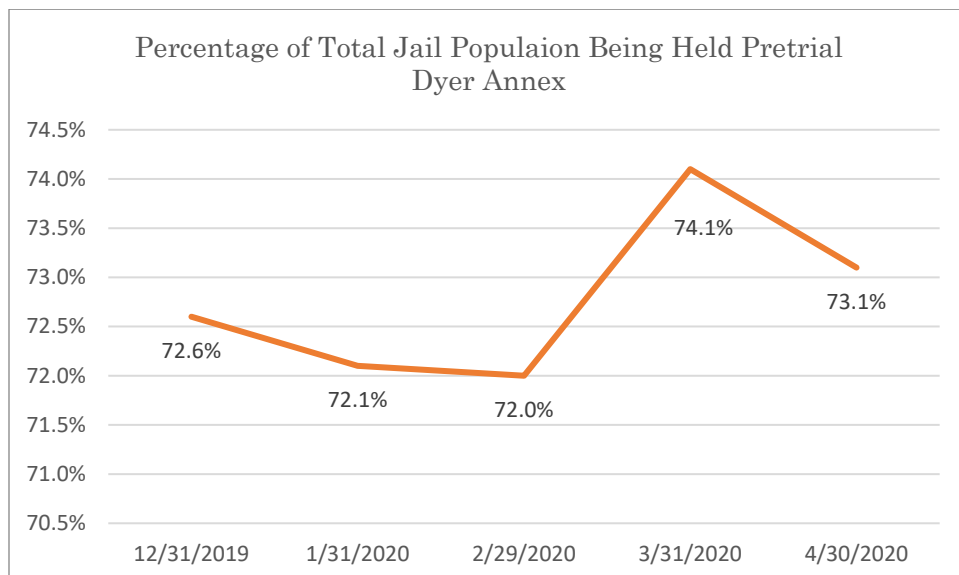
Data Source: Tennessee Department of Correction (TDOC) Jail Summary Report-12/2019-04/2020

Corresponding data can be found on the “Tennessee Department of Correction Raw Jail Data” table starting on page 140.

Dyer Annex



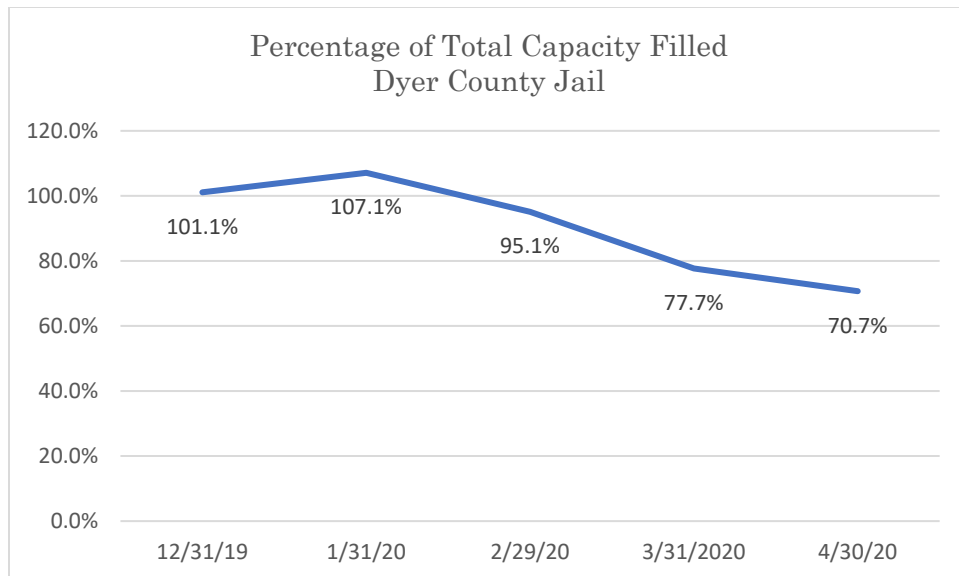
Data Source: Tennessee Department of Correction (TDOC) Jail Summary Report-12/2019-04/2020



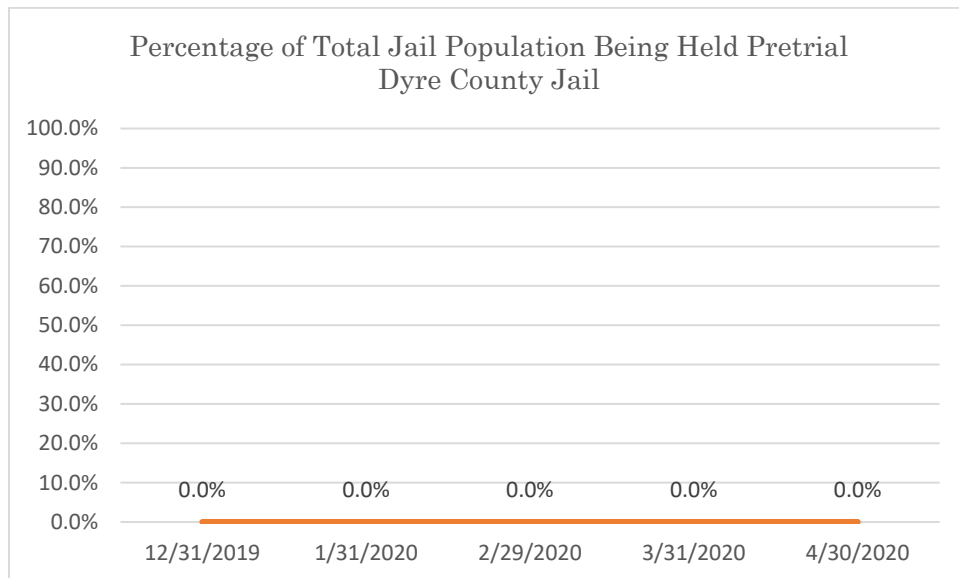
Data Source: Tennessee Department of Correction (TDOC) Jail Summary Report-12/2019-04/2020

Corresponding data can be found on the “Tennessee Department of Correction Raw Jail Data” table starting on page 140.

Dyer County Jail



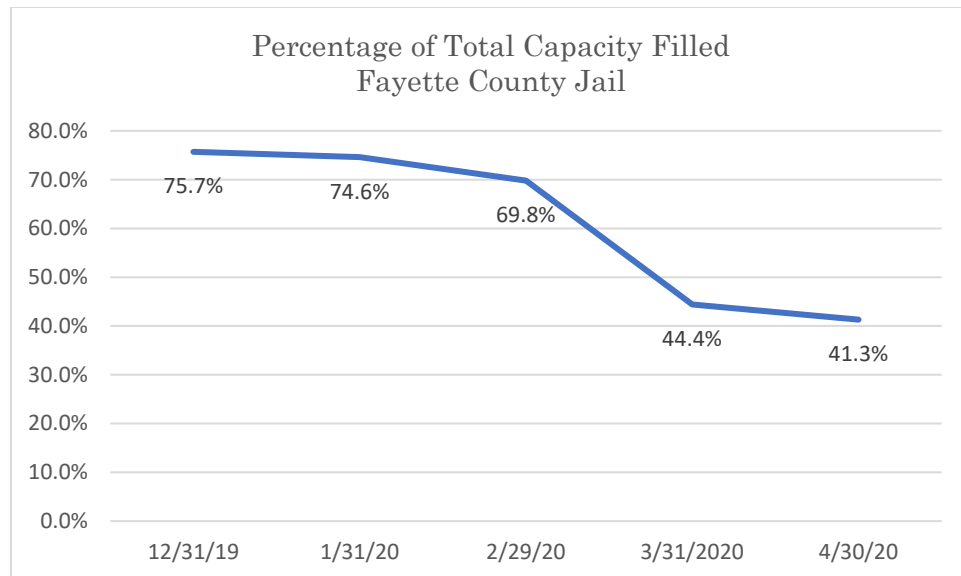
Data Source: Tennessee Department of Correction (TDOC) Jail Summary Report-12/2019-04/2020



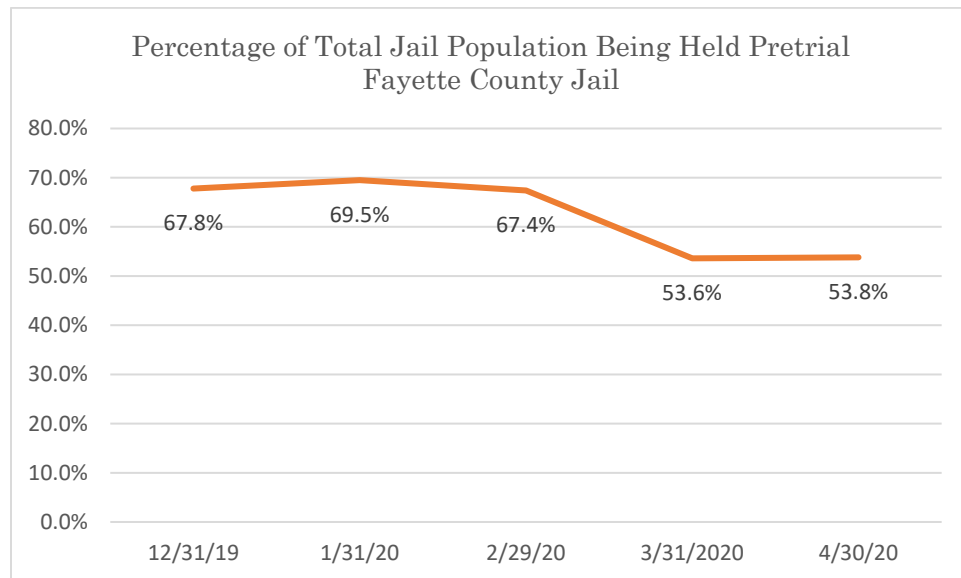
Data Source: Tennessee Department of Correction (TDOC) Jail Summary Report-12/2019-04/2020

Corresponding data can be found on the “Tennessee Department of Correction Raw Jail Data” table starting on page 140.

Fayette County Jail



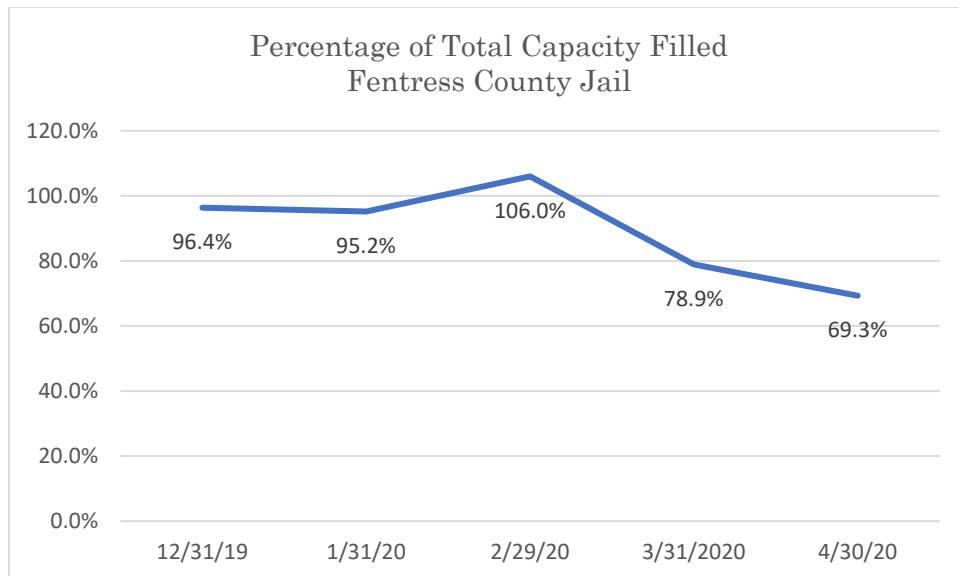
Data Source: Tennessee Department of Correction (TDOC) Jail Summary Report-12/2019-04/2020



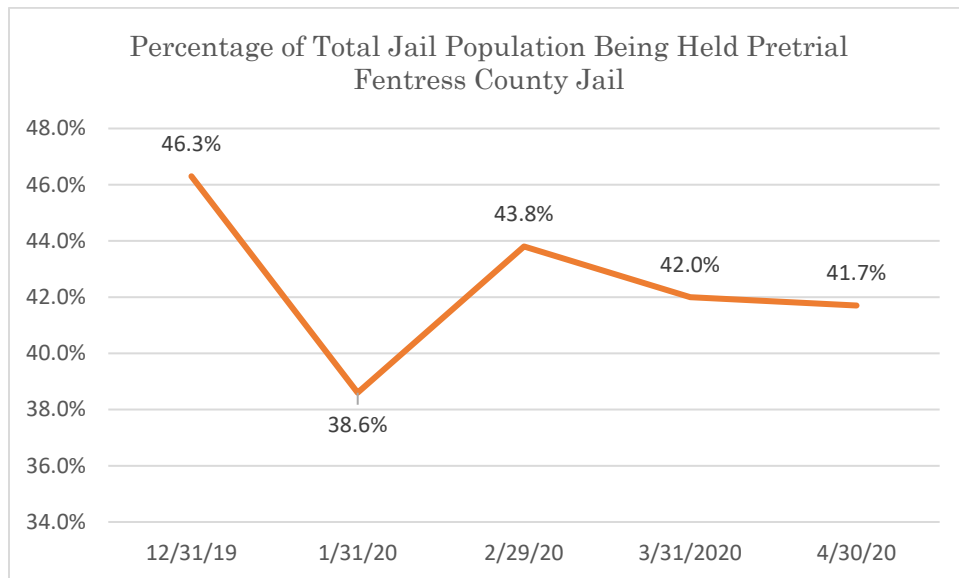
Data Source: Tennessee Department of Correction (TDOC) Jail Summary Report-12/2019-04/2020

Corresponding data can be found on the “Tennessee Department of Correction Raw Jail Data” table starting on page 140.

Fentress County Jail



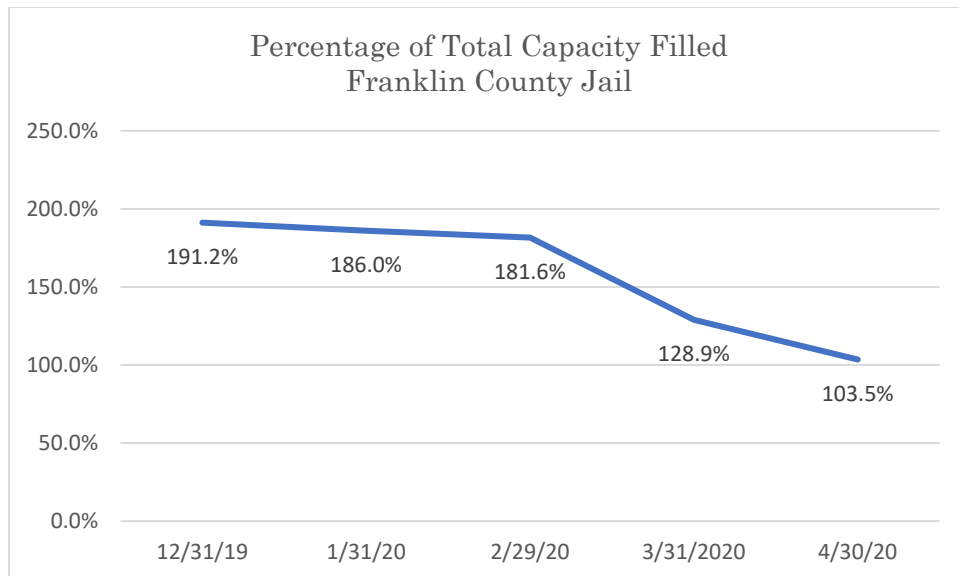
Data Source: Tennessee Department of Correction (TDOC) Jail Summary Report-12/2019-04/2020



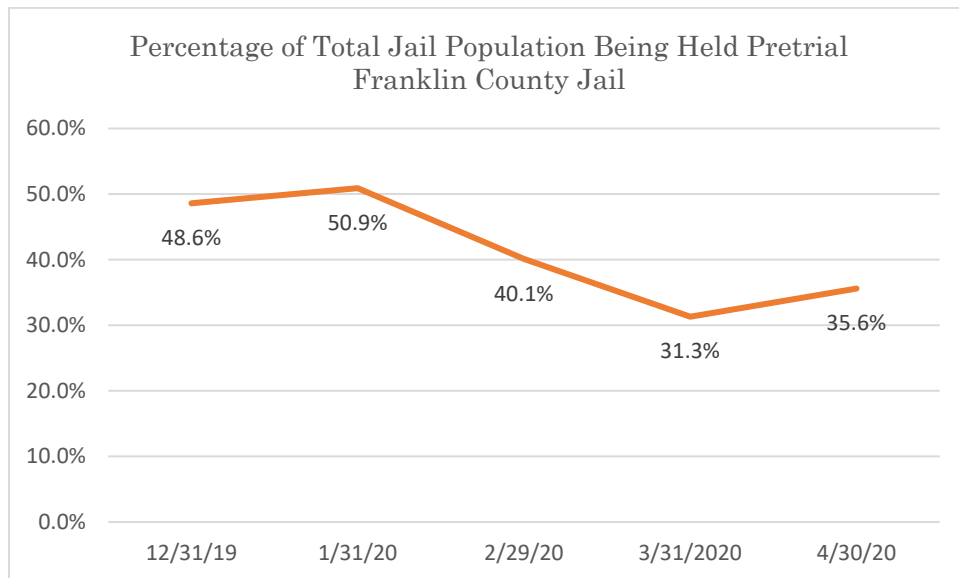
Data Source: Tennessee Department of Correction (TDOC) Jail Summary Report-12/2019-04/2020

Corresponding data can be found on the “Tennessee Department of Correction Raw Jail Data” table starting on page 140.

Franklin County Jail



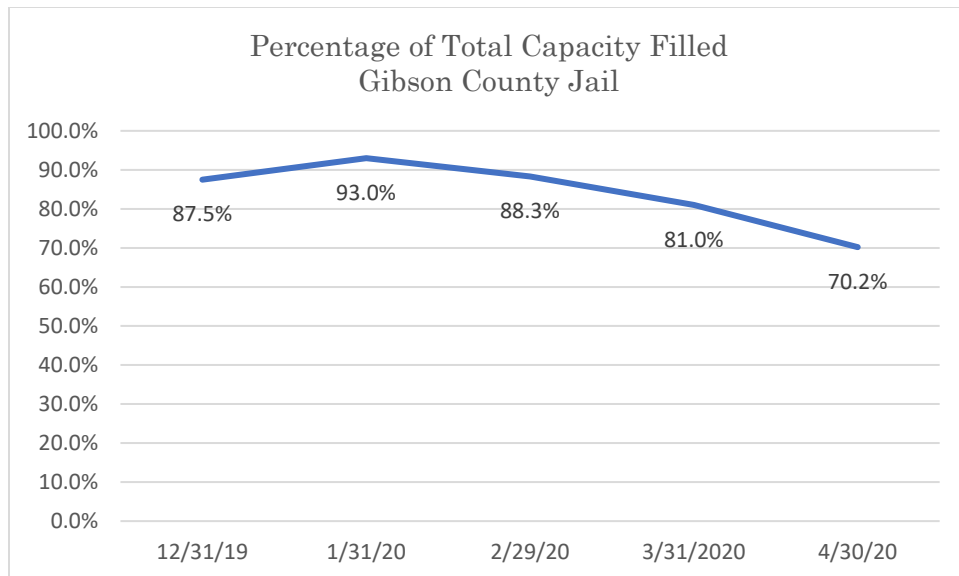
Data Source: Tennessee Department of Correction (TDOC) Jail Summary Report-12/2019-04/2020



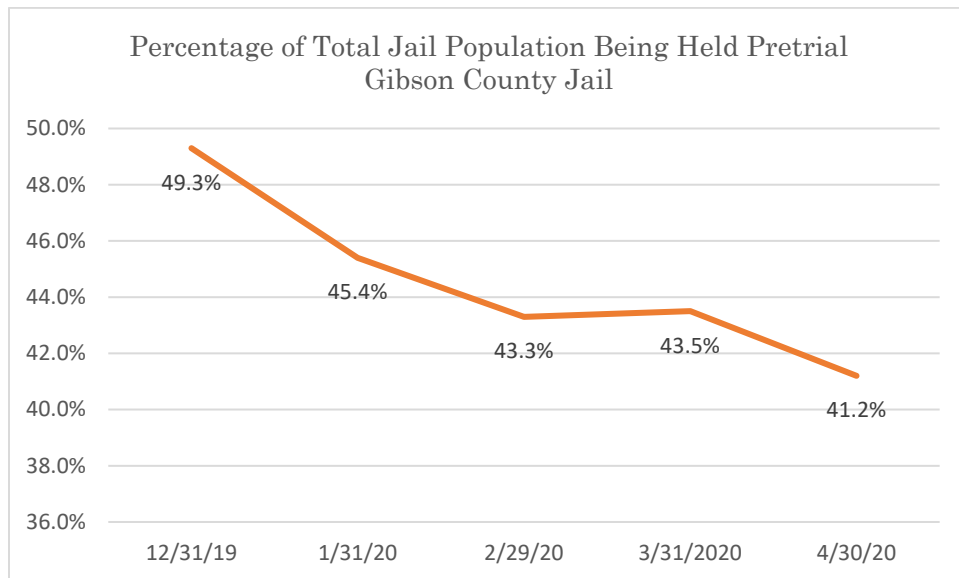
Data Source: Tennessee Department of Correction (TDOC) Jail Summary Report-12/2019-04/2020

Corresponding data can be found on the “Tennessee Department of Correction Raw Jail Data” table starting on page 140.

Gibson County Jail



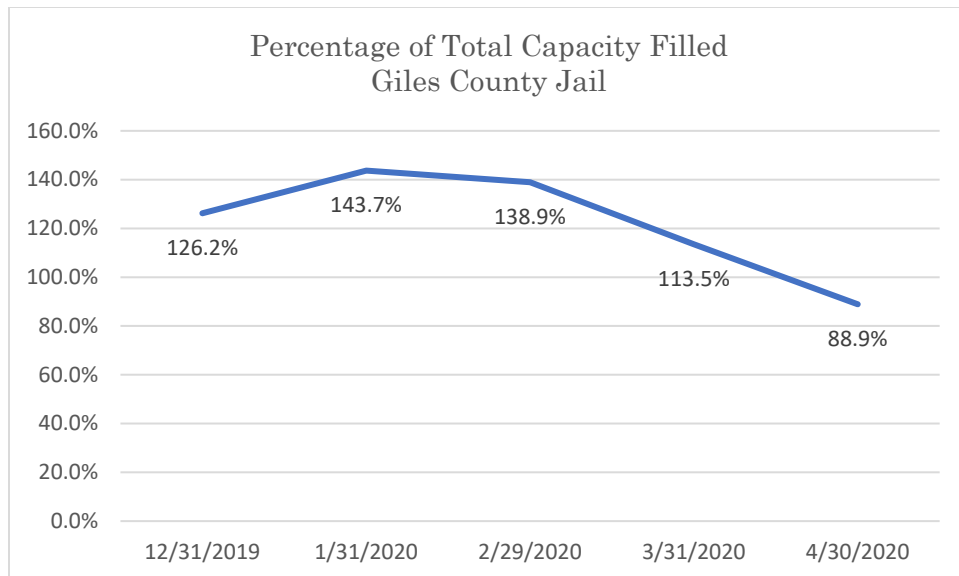
Data Source: Tennessee Department of Correction (TDOC) Jail Summary Report-12/2019-04/2020



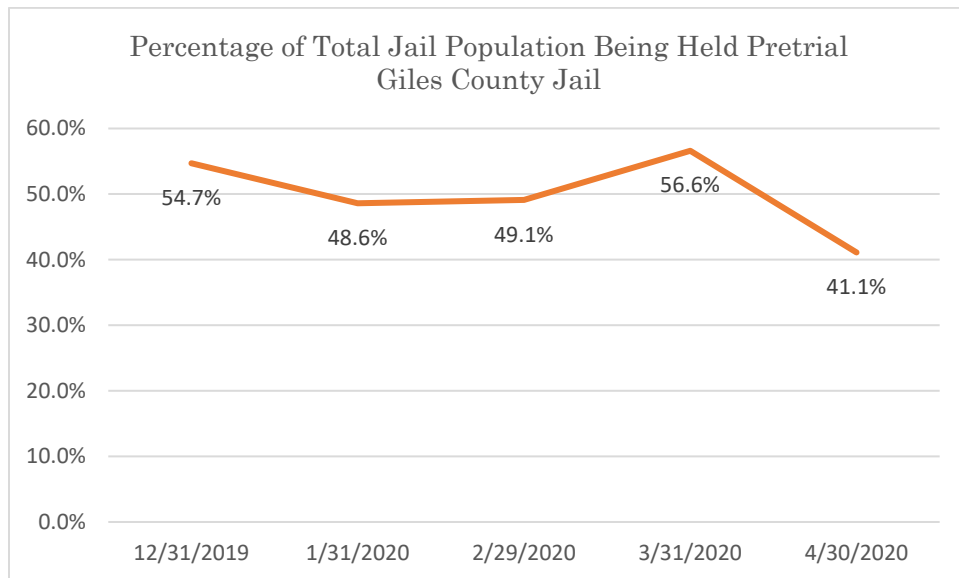
Data Source: Tennessee Department of Correction (TDOC) Jail Summary Report-12/2019-04/2020

Corresponding data can be found on the “Tennessee Department of Correction Raw Jail Data” table starting on page 140.

Giles County Jail



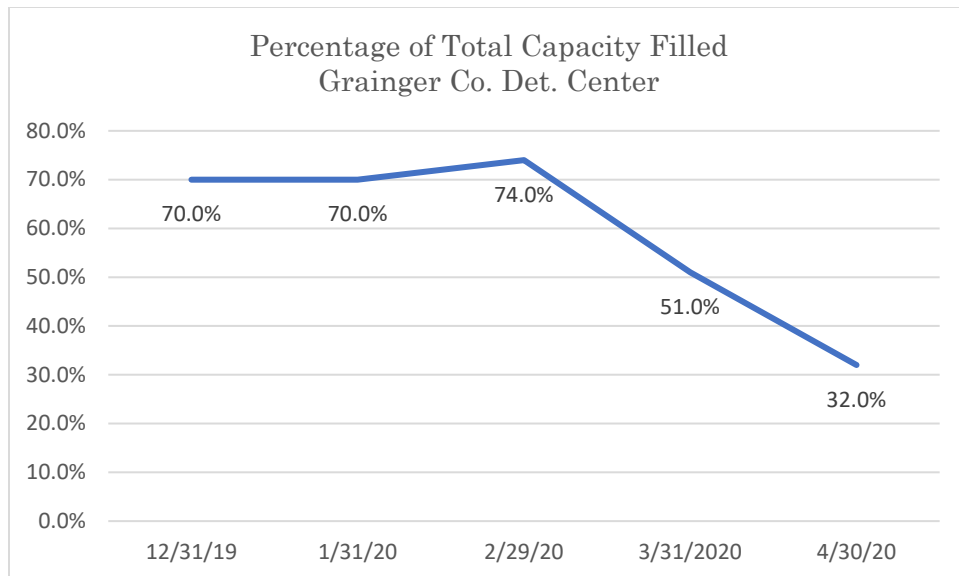
Data Source: Tennessee Department of Correction (TDOC) Jail Summary Report-12/2019-04/2020



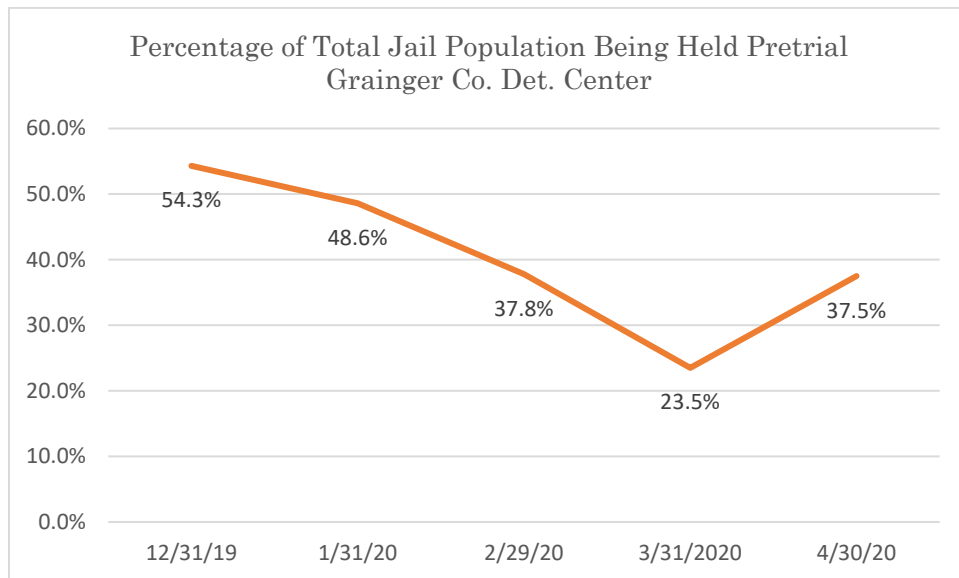
Data Source: Tennessee Department of Correction (TDOC) Jail Summary Report-12/2019-04/2020

Corresponding data can be found on the “Tennessee Department of Correction Raw Jail Data” table starting on page 140.

Grainger Co. Det. Center



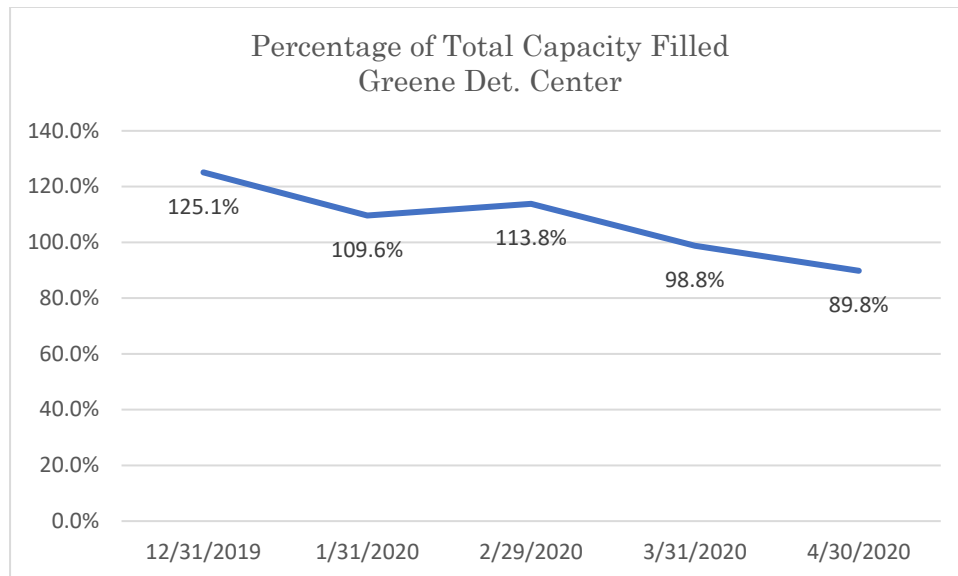
Data Source: Tennessee Department of Correction (TDOC) Jail Summary Report-12/2019-04/2020



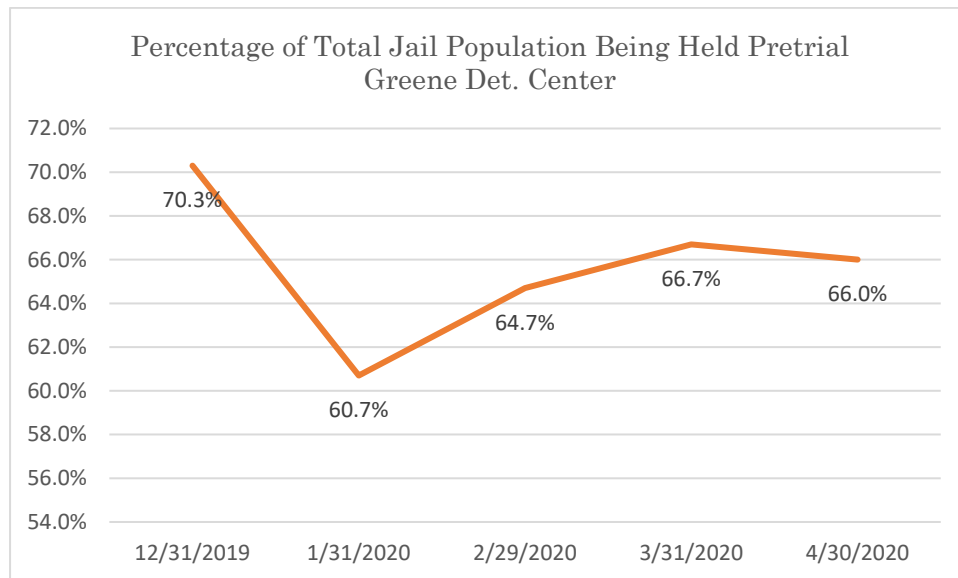
Data Source: Tennessee Department of Correction (TDOC) Jail Summary Report-12/2019-04/2020

Corresponding data can be found on the “Tennessee Department of Correction Raw Jail Data” table starting on page 140.

Greene Det. Center



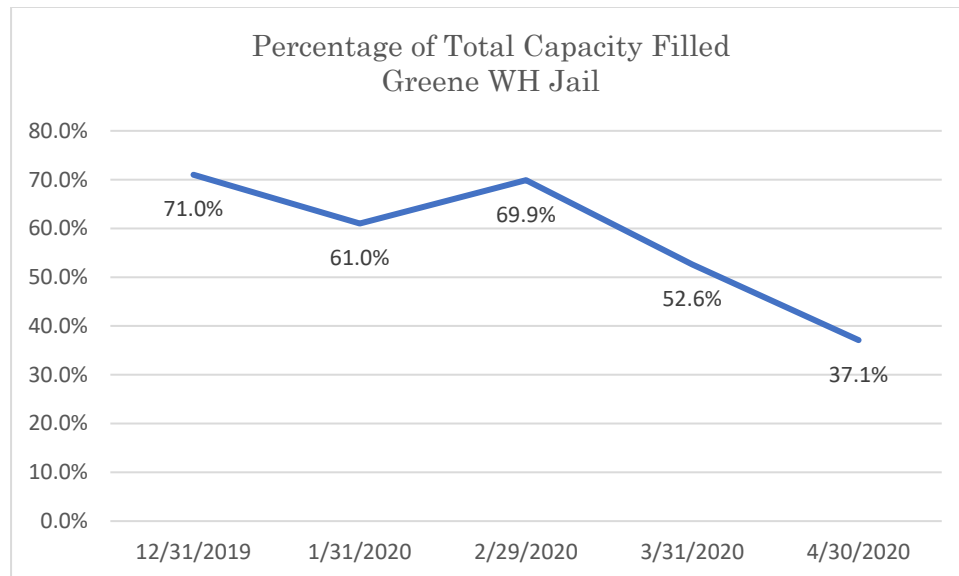
Data Source: Tennessee Department of Correction (TDOC) Jail Summary Report-12/2019-04/2020



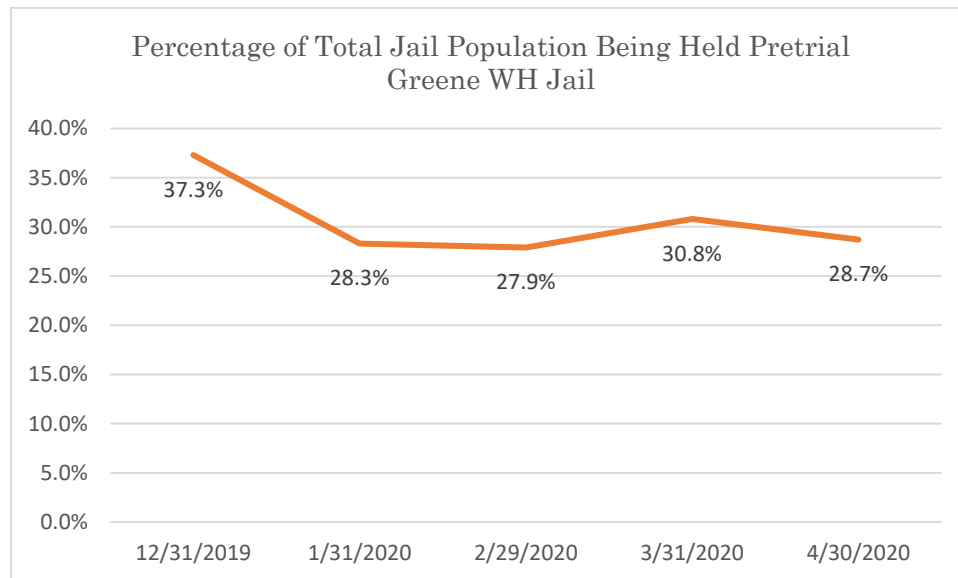
Data Source: Tennessee Department of Correction (TDOC) Jail Summary Report-12/2019-04/2020

Corresponding data can be found on the “Tennessee Department of Correction Raw Jail Data” table starting on page 140.

Greene WH Jail



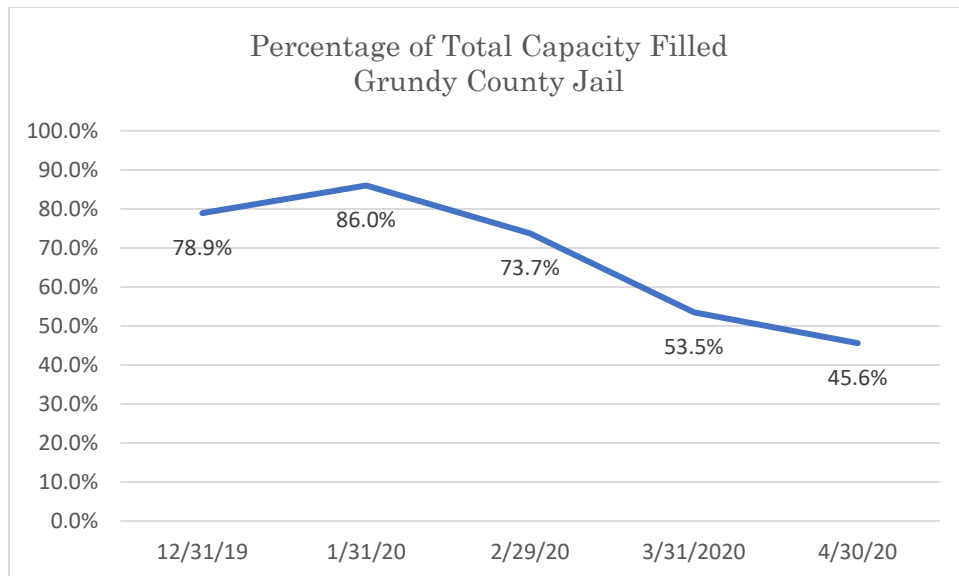
Data Source: Tennessee Department of Correction (TDOC) Jail Summary Report-12/2019-04/2020



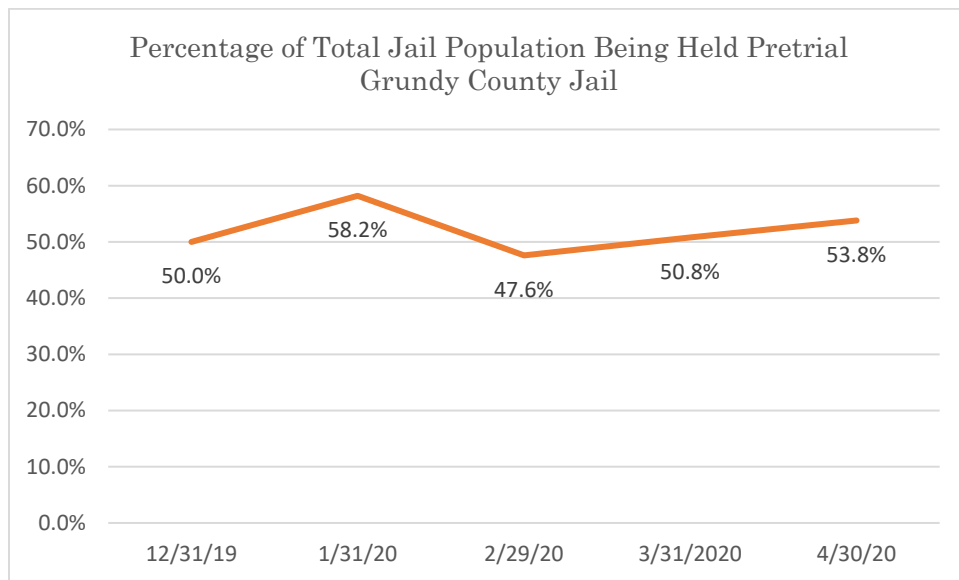
Data Source: Tennessee Department of Correction (TDOC) Jail Summary Report-12/2019-04/2020

Corresponding data can be found on the “Tennessee Department of Correction Raw Jail Data” table starting on page 140.

Grundy County Jail



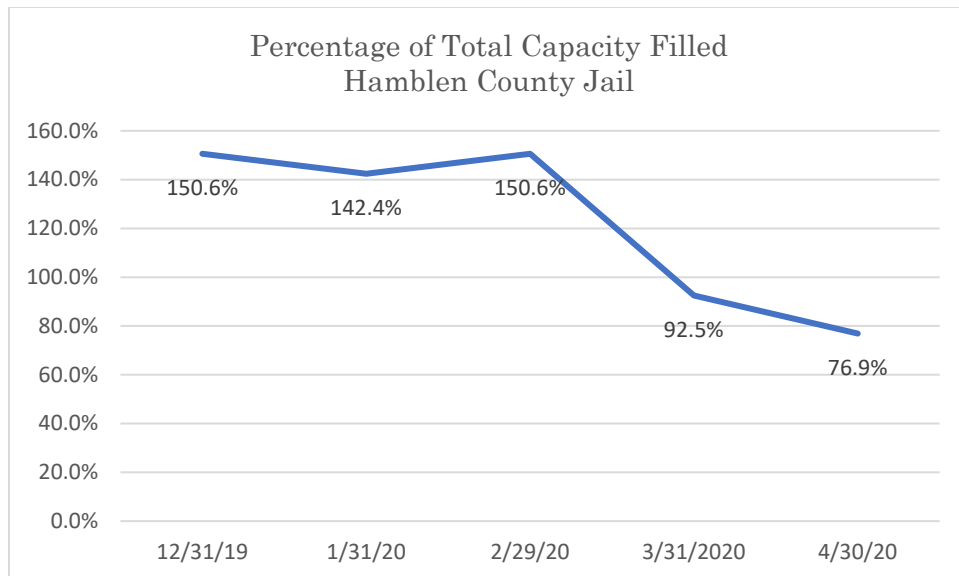
Data Source: Tennessee Department of Correction (TDOC) Jail Summary Report-12/2019-04/2020



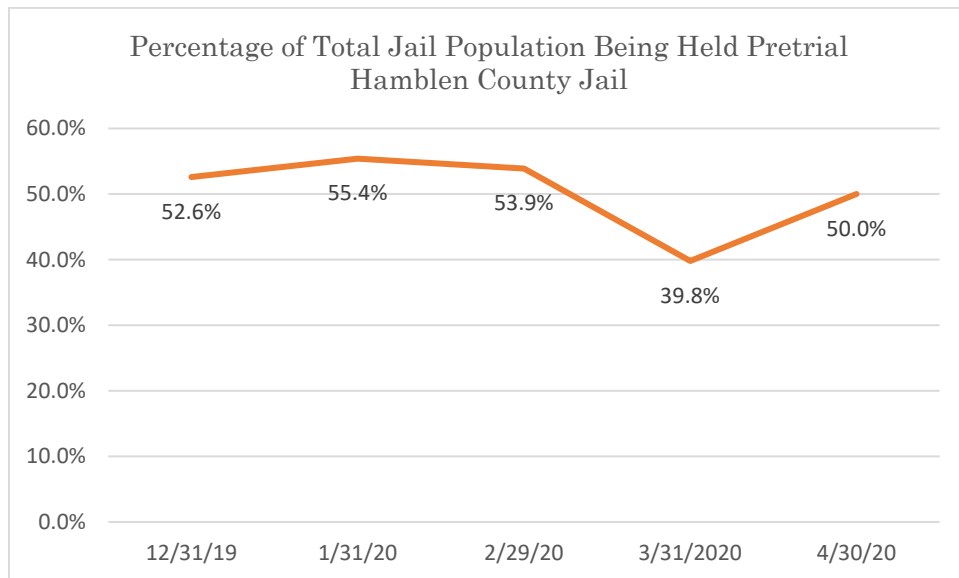
Data Source: Tennessee Department of Correction (TDOC) Jail Summary Report-12/2019-04/2020

Corresponding data can be found on the “Tennessee Department of Correction Raw Jail Data” table starting on page 140.

Hamblen County Jail



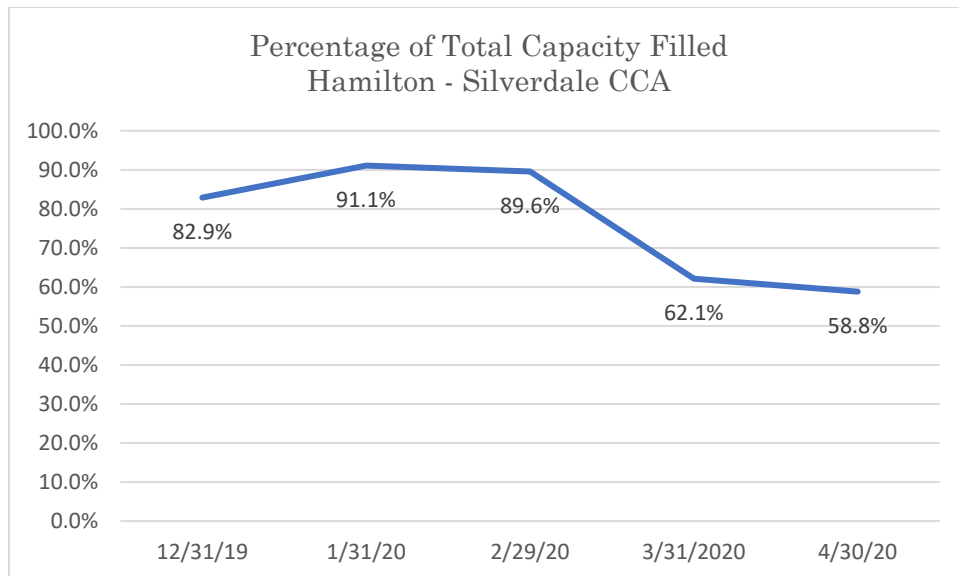
Data Source: Tennessee Department of Correction (TDOC) Jail Summary Report-12/2019-04/2020



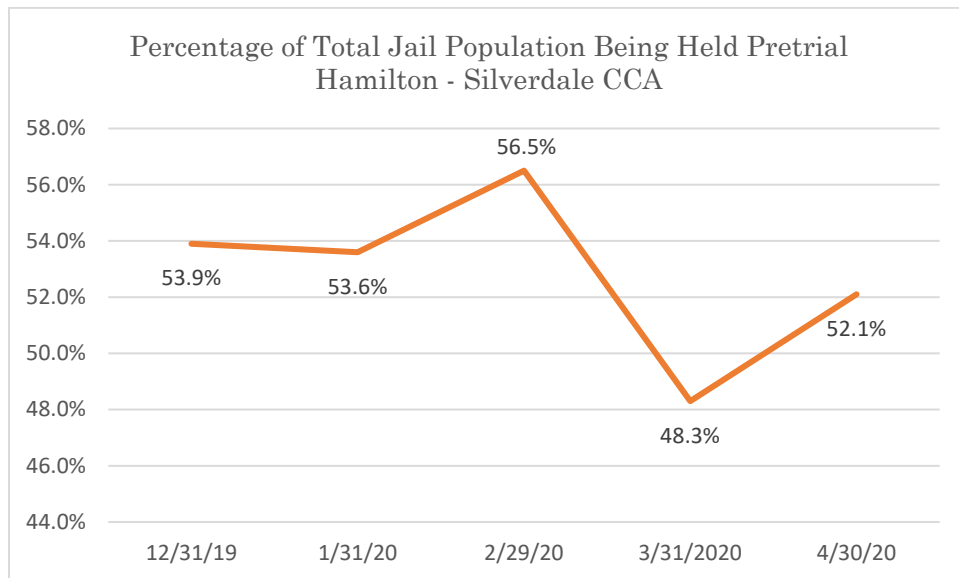
Data Source: Tennessee Department of Correction (TDOC) Jail Summary Report-12/2019-04/2020

Corresponding data can be found on the “Tennessee Department of Correction Raw Jail Data” table starting on page 140.

Hamilton – Silverdale CCA



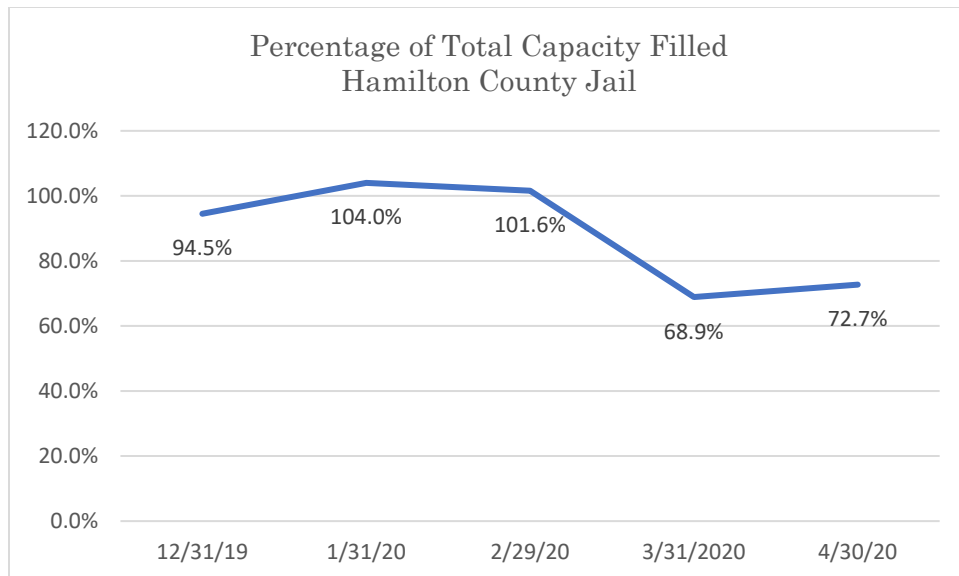
Data Source: Tennessee Department of Correction (TDOC) Jail Summary Report-12/2019-04/2020



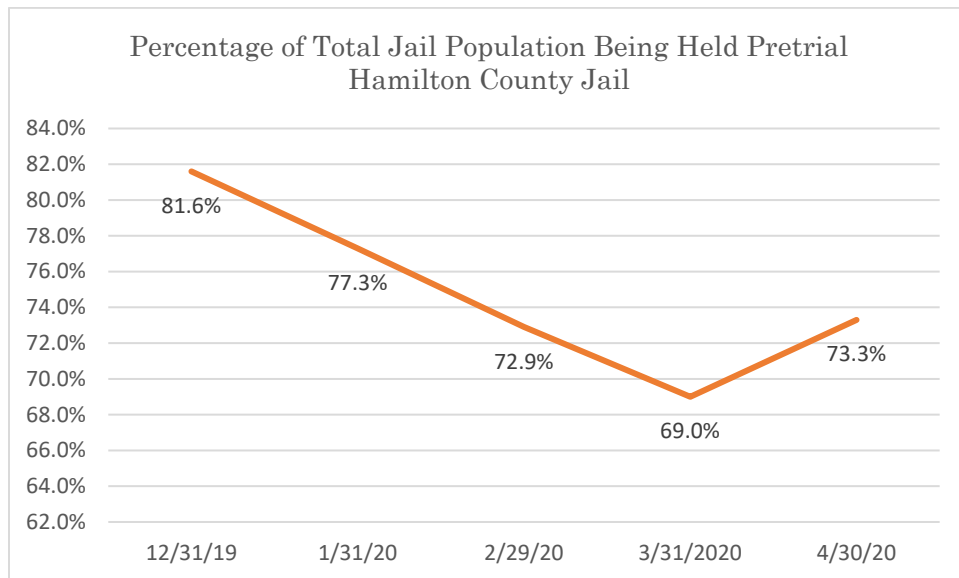
Data Source: Tennessee Department of Correction (TDOC) Jail Summary Report-12/2019-04/2020

Corresponding data can be found on the “Tennessee Department of Correction Raw Jail Data” table starting on page 140.

Hamilton County Jail



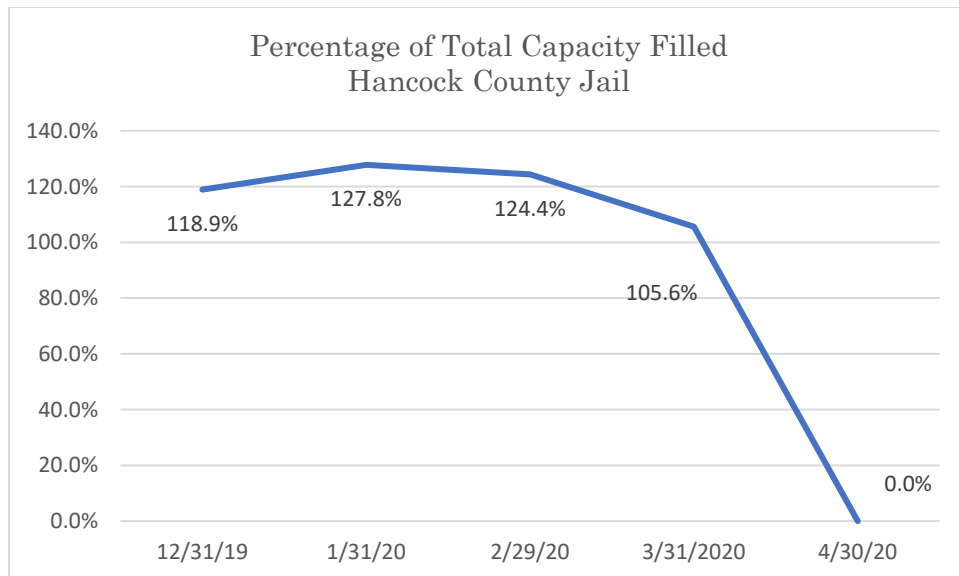
Data Source: Tennessee Department of Correction (TDOC) Jail Summary Report-12/2019-04/2020



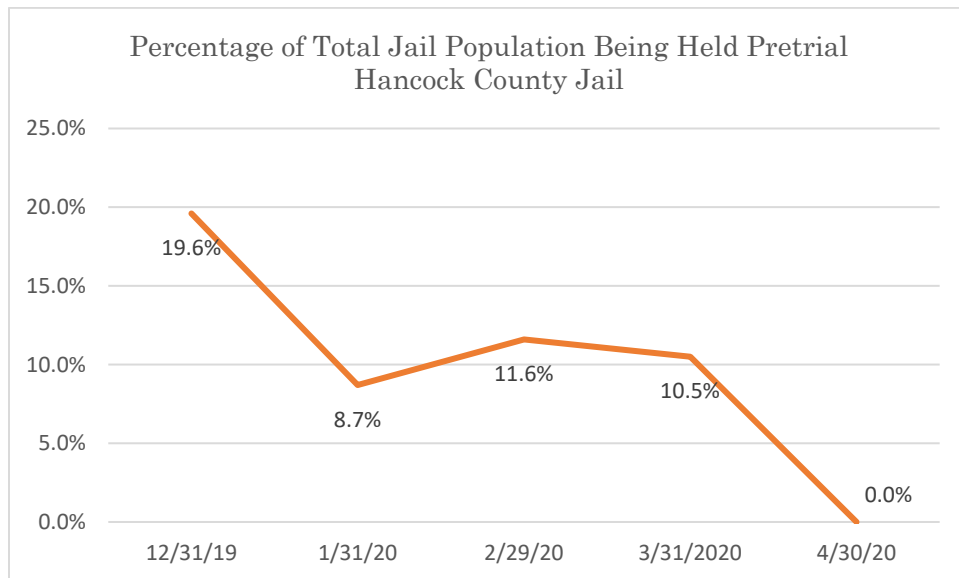
Data Source: Tennessee Department of Correction (TDOC) Jail Summary Report-12/2019-04/2020

Corresponding data can be found on the “Tennessee Department of Correction Raw Jail Data” table starting on page 140.

Hancock County Jail



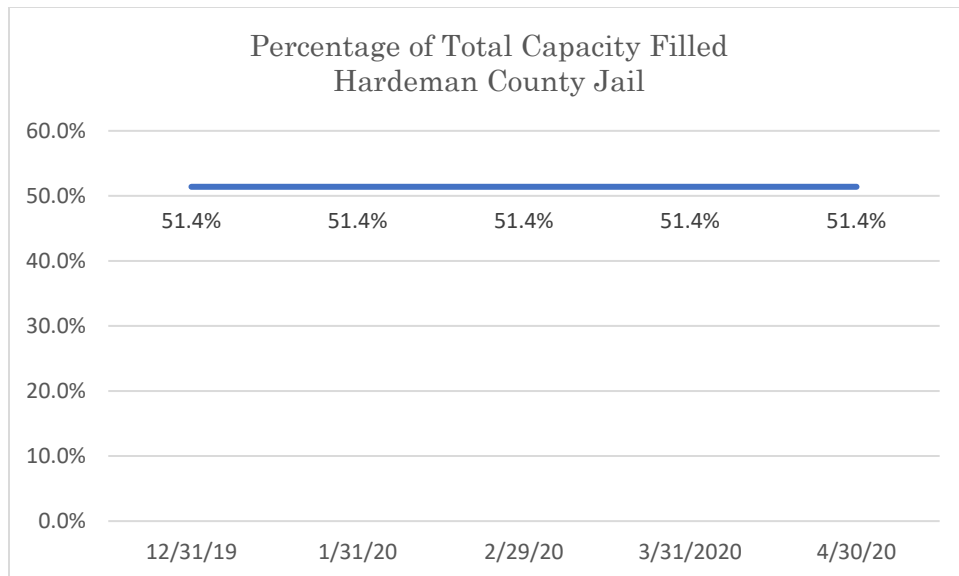
Data Source: Tennessee Department of Correction (TDOC) Jail Summary Report-12/2019-04/2020



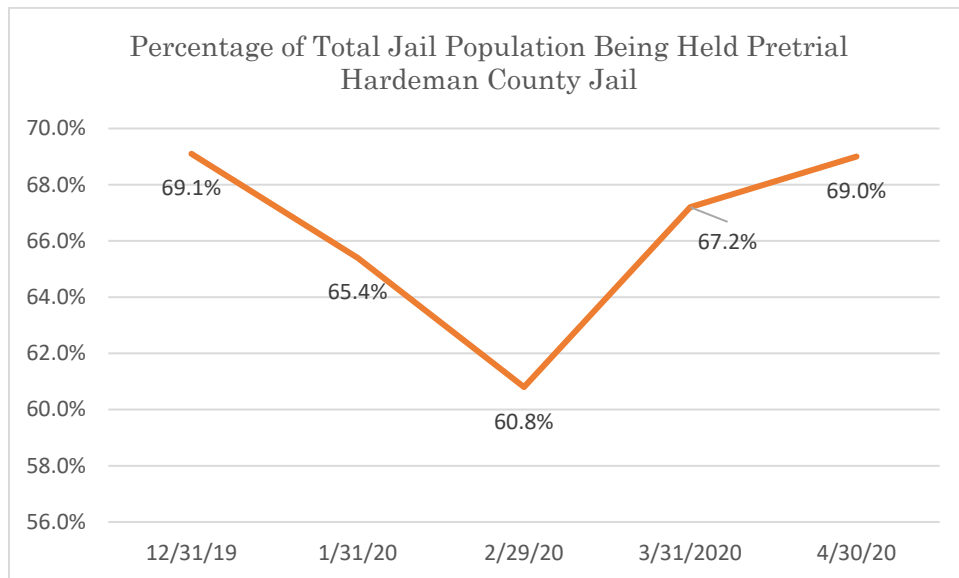
Data Source: Tennessee Department of Correction (TDOC) Jail Summary Report-12/2019-04/2020

Corresponding data can be found on the “Tennessee Department of Correction Raw Jail Data” table starting on page 140.

Hardeman County Jail



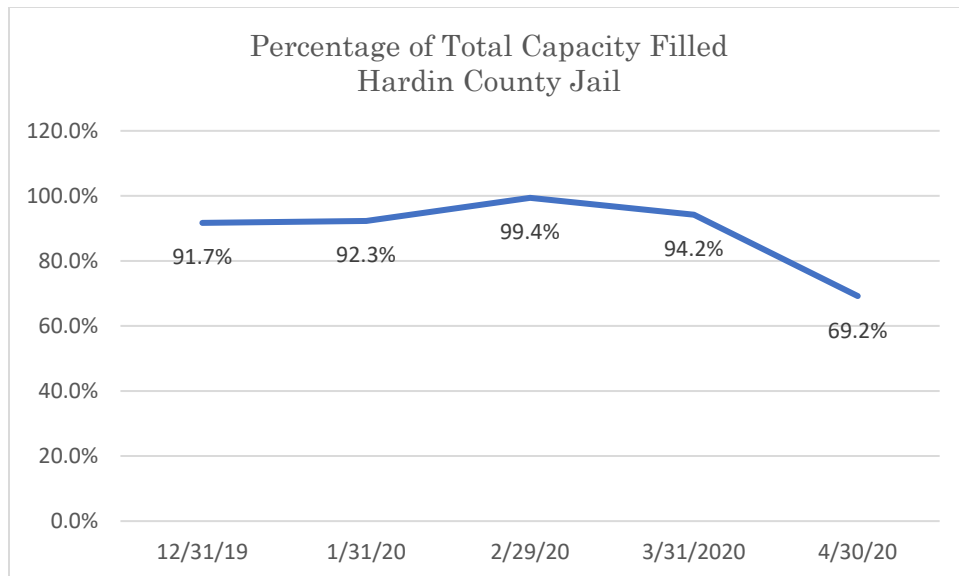
Data Source: Tennessee Department of Correction (TDOC) Jail Summary Report-12/2019-04/2020



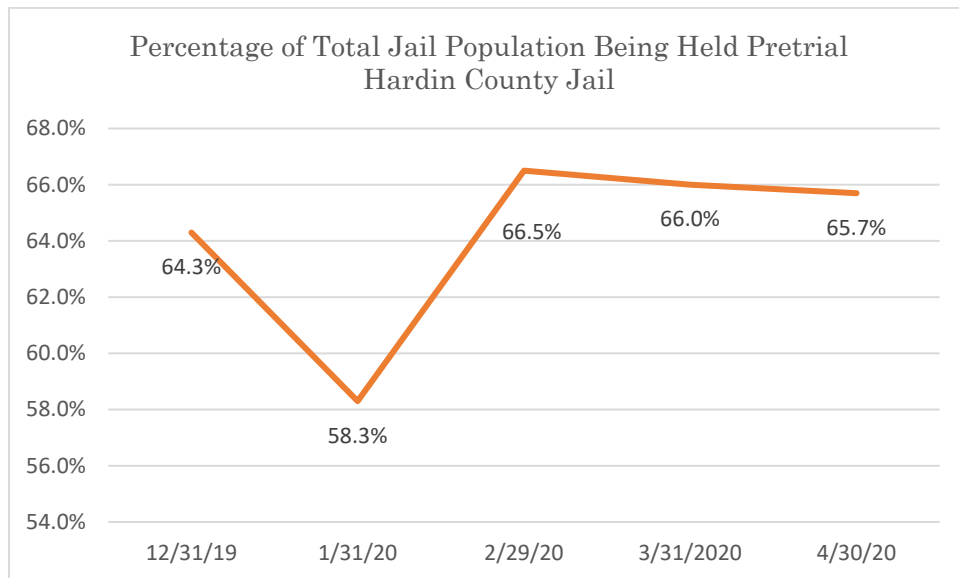
Data Source: Tennessee Department of Correction (TDOC) Jail Summary Report-12/2019-04/2020

Corresponding data can be found on the “Tennessee Department of Correction Raw Jail Data” table starting on page 140.

Hardin County Jail



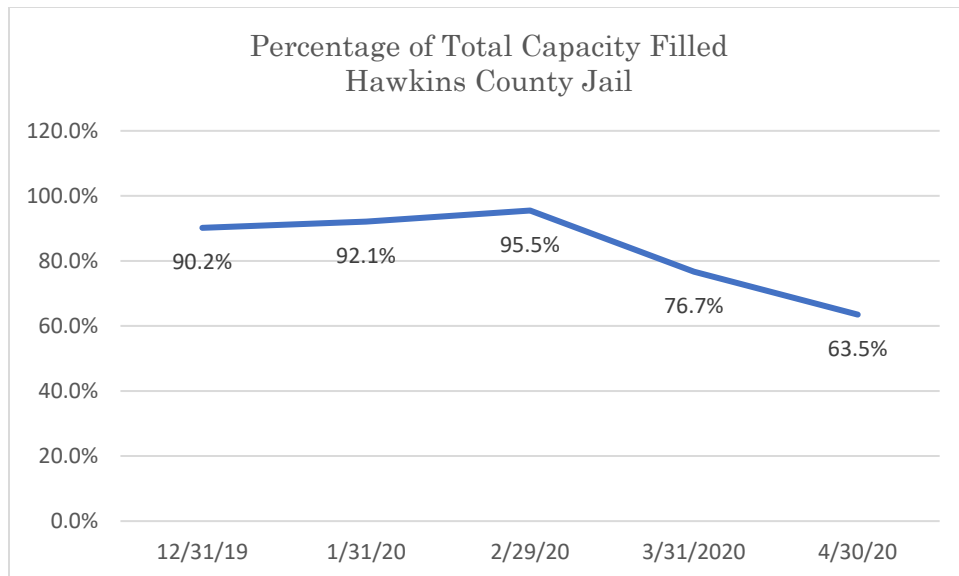
Data Source: Tennessee Department of Correction (TDOC) Jail Summary Report-12/2019-04/2020



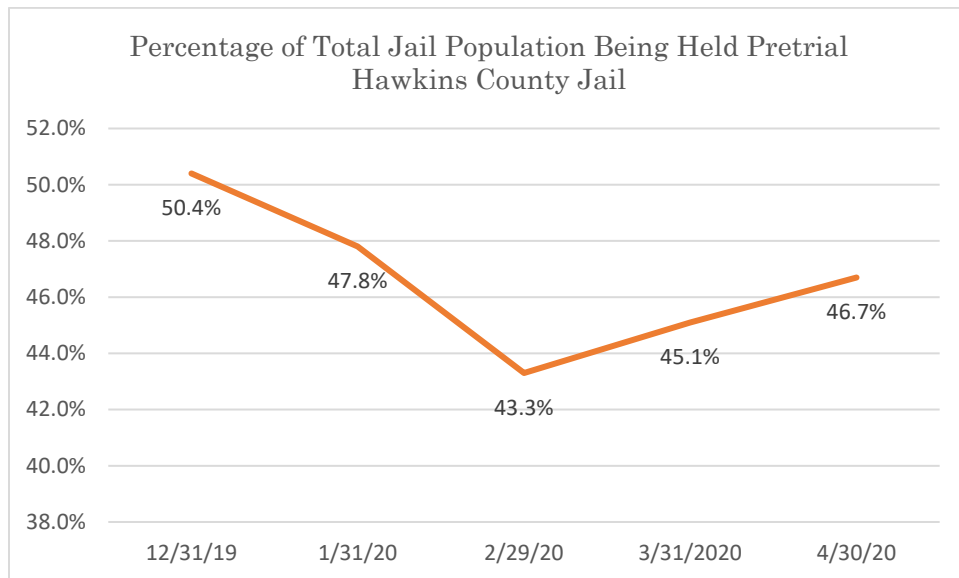
Data Source: Tennessee Department of Correction (TDOC) Jail Summary Report-12/2019-04/2020

Corresponding data can be found on the “Tennessee Department of Correction Raw Jail Data” table starting on page 140.

Hawkins County Jail



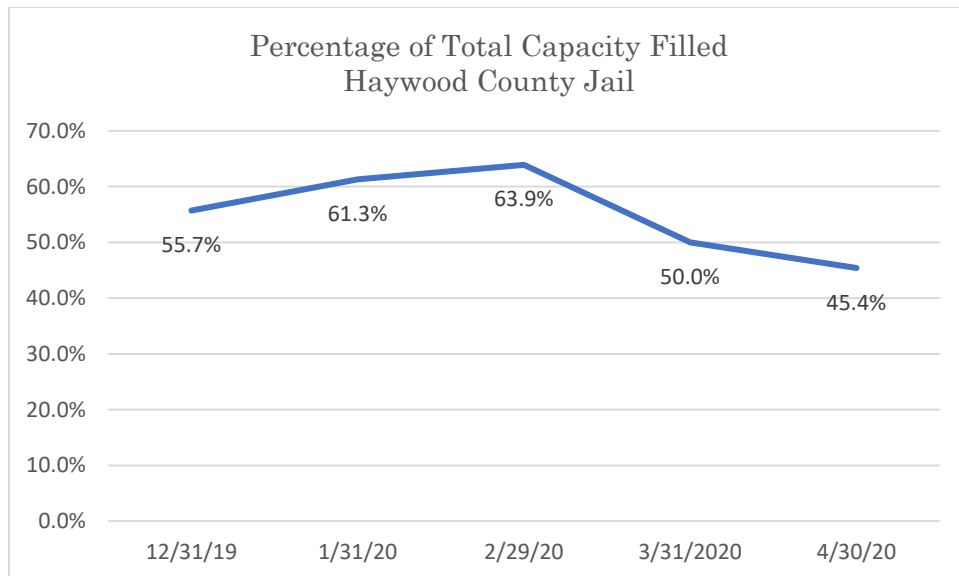
Data Source: Tennessee Department of Correction (TDOC) Jail Summary Report-12/2019-04/2020



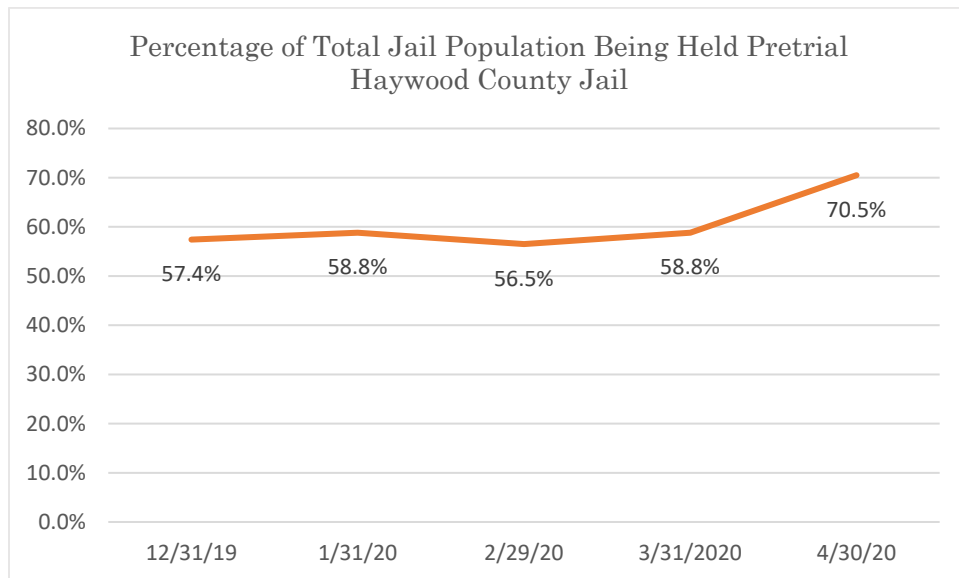
Data Source: Tennessee Department of Correction (TDOC) Jail Summary Report-12/2019-04/2020

Corresponding data can be found on the “Tennessee Department of Correction Raw Jail Data” table starting on page 140.

Haywood County Jail



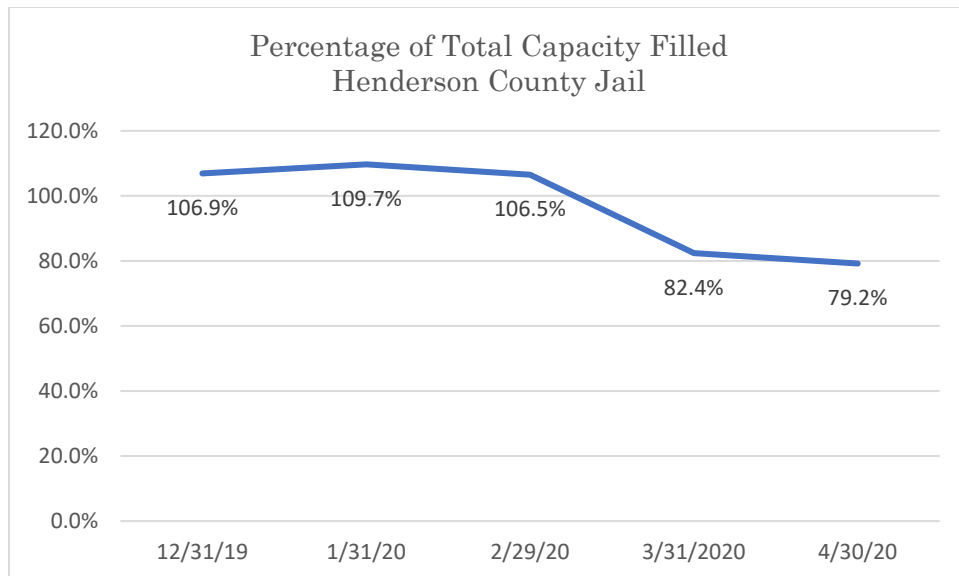
Data Source: Tennessee Department of Correction (TDOC) Jail Summary Report-12/2019-04/2020



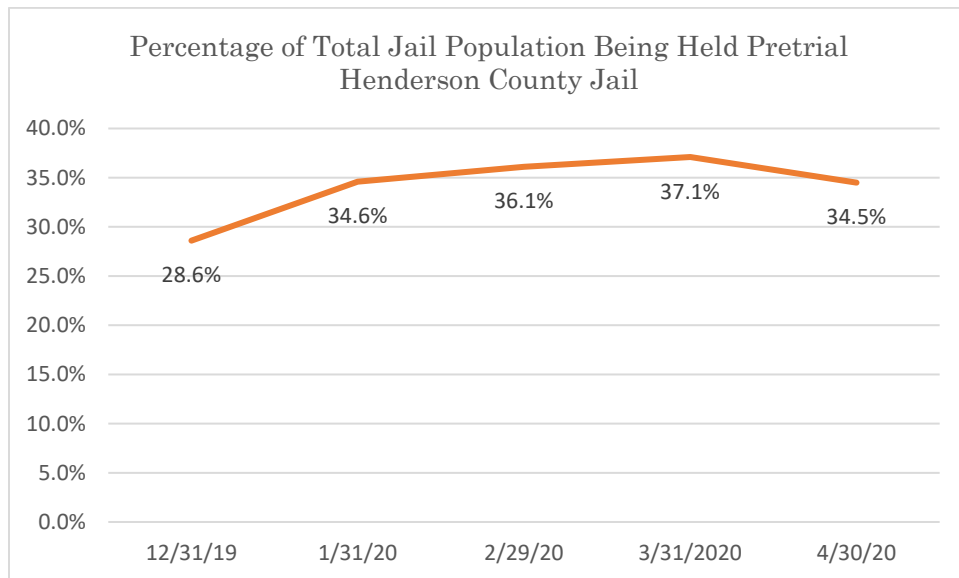
Data Source: Tennessee Department of Correction (TDOC) Jail Summary Report-12/2019-04/2020

Corresponding data can be found on the “Tennessee Department of Correction Raw Jail Data” table starting on page 140.

Henderson County Jail



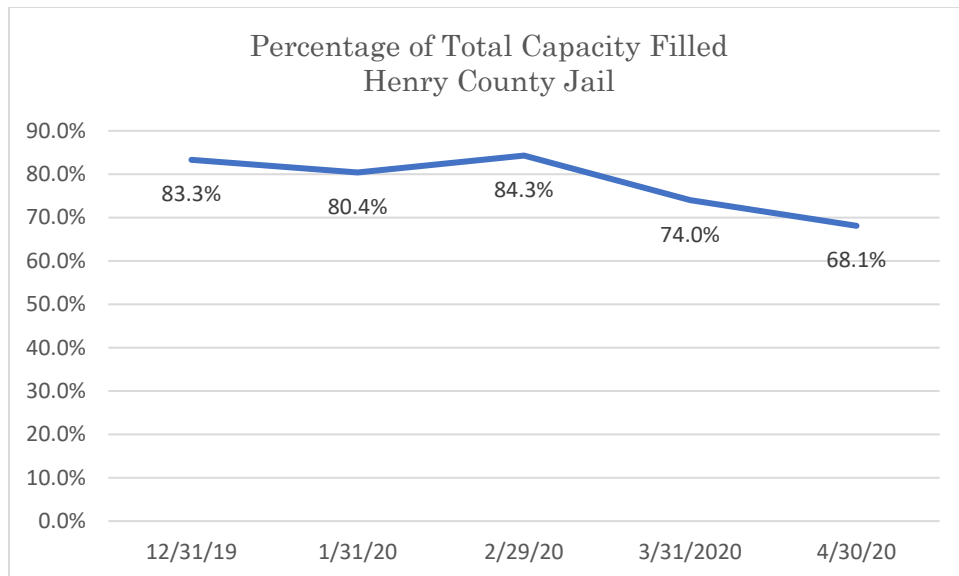
Data Source: Tennessee Department of Correction (TDOC) Jail Summary Report-12/2019-04/2020



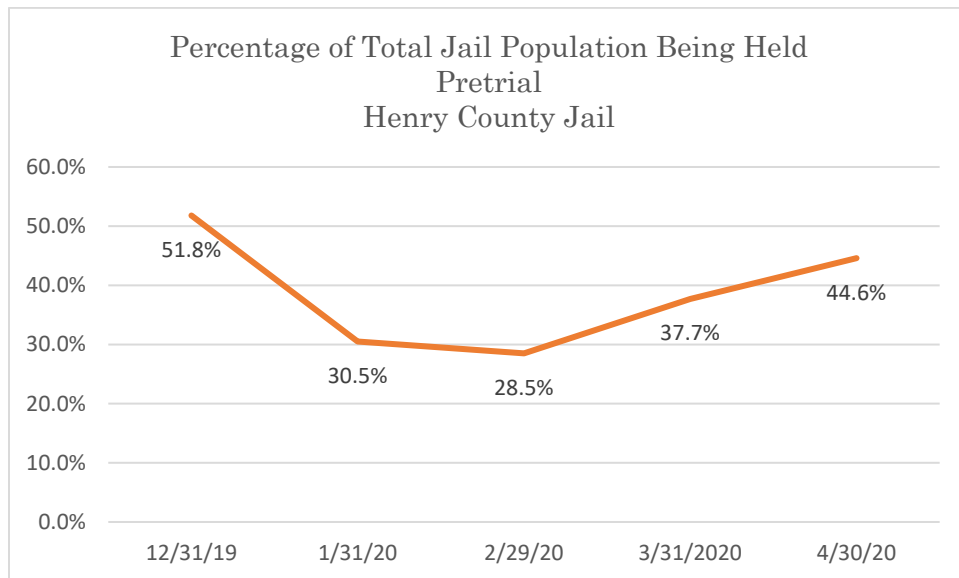
Data Source: Tennessee Department of Correction (TDOC) Jail Summary Report-12/2019-04/2020

Corresponding data can be found on the “Tennessee Department of Correction Raw Jail Data” table starting on page 140.

Henry County Jail



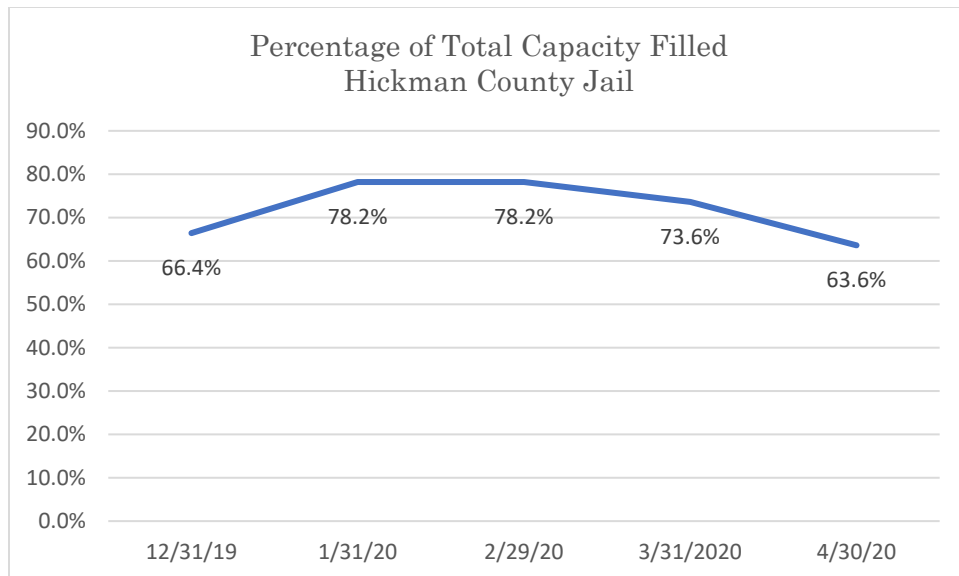
Data Source: Tennessee Department of Correction (TDOC) Jail Summary Report-12/2019-04/2020



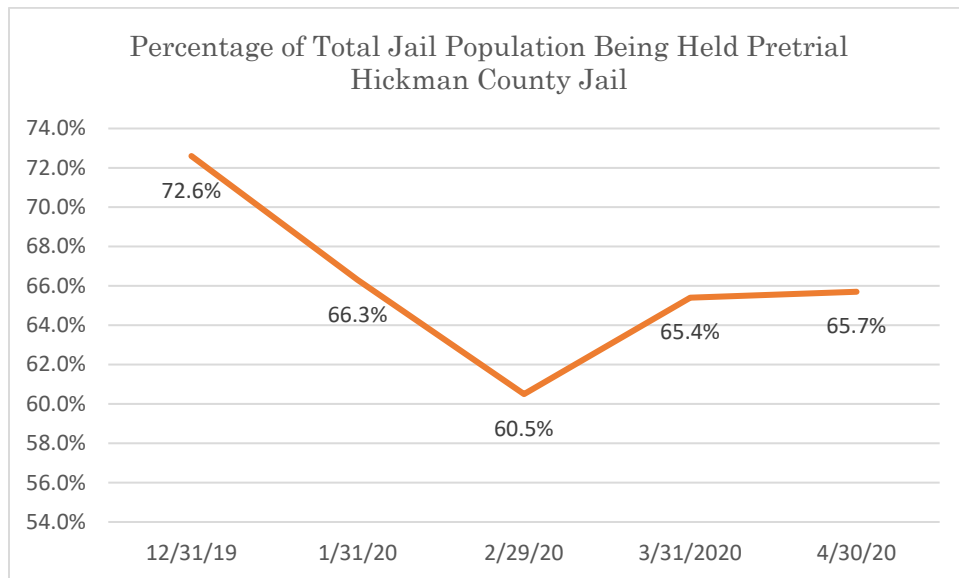
Data Source: Tennessee Department of Correction (TDOC) Jail Summary Report-12/2019-04/2020

Corresponding data can be found on the “Tennessee Department of Correction Raw Jail Data” table starting on page 140.

Hickman County Jail



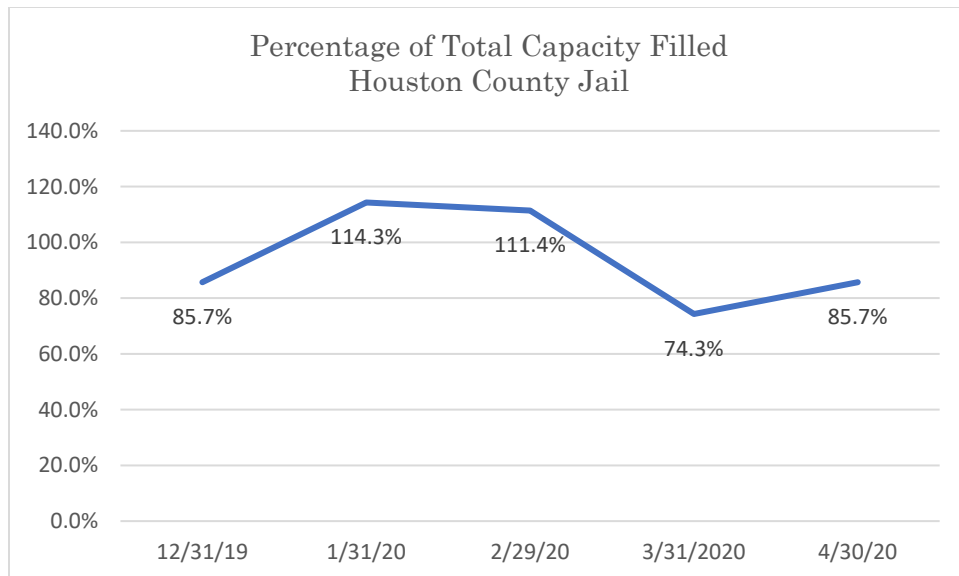
Data Source: Tennessee Department of Correction (TDOC) Jail Summary Report-12/2019-04/2020



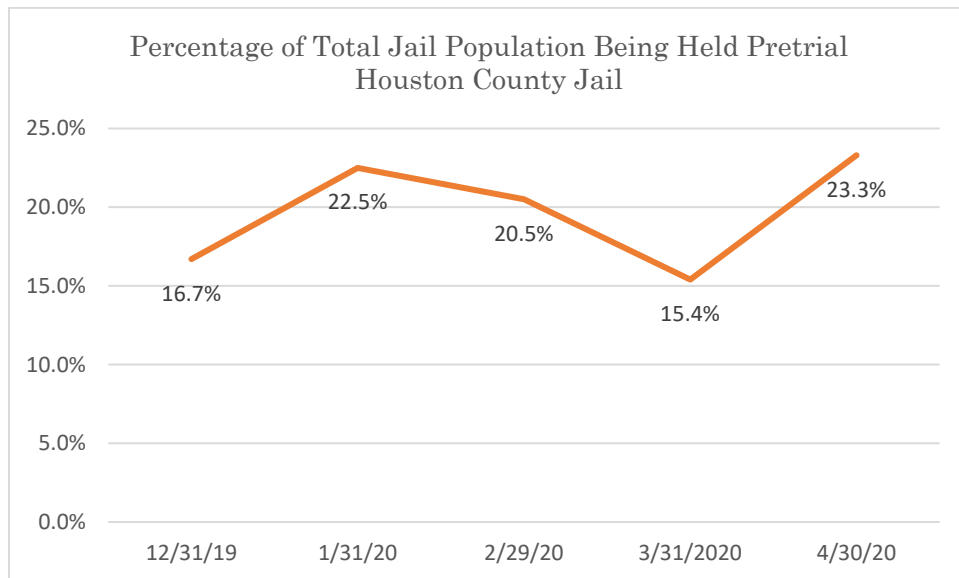
Data Source: Tennessee Department of Correction (TDOC) Jail Summary Report-12/2019-04/2020

Corresponding data can be found on the “Tennessee Department of Correction Raw Jail Data” table starting on page 140.

Houston County Jail



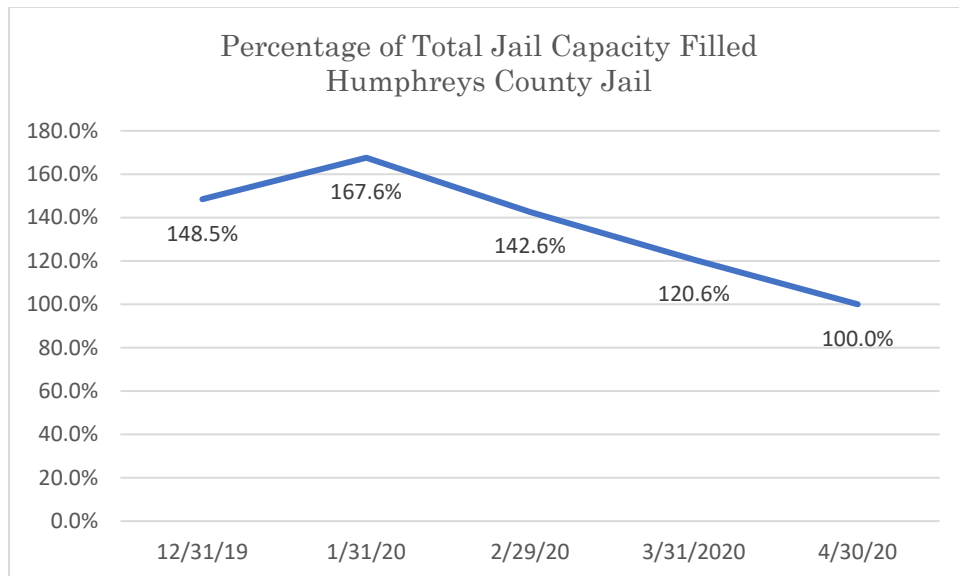
Data Source: Tennessee Department of Correction (TDOC) Jail Summary Report-12/2019-04/2020



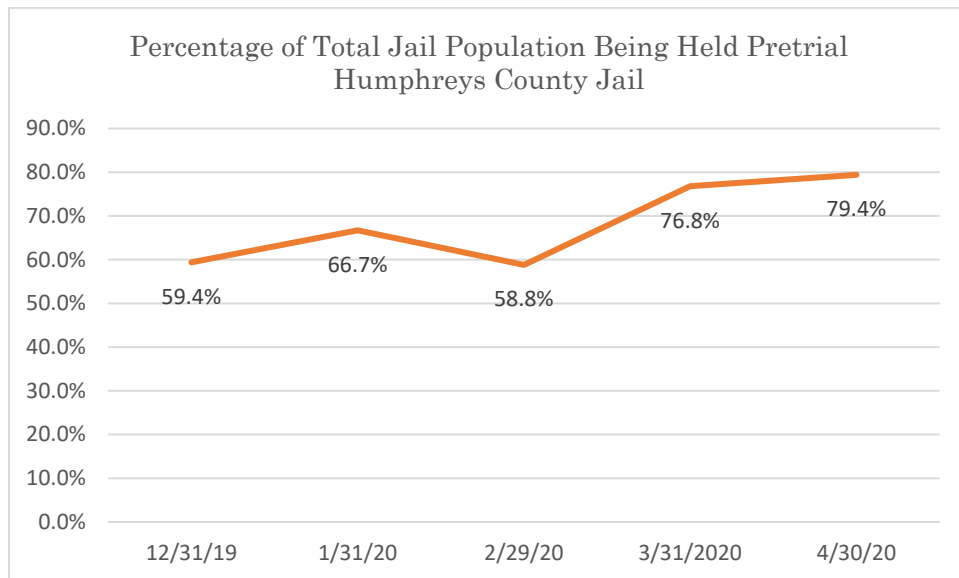
Data Source: Tennessee Department of Correction (TDOC) Jail Summary Report-12/2019-04/2020

Corresponding data can be found on the “Tennessee Department of Correction Raw Jail Data” table starting on page 140.

Humphreys County Jail



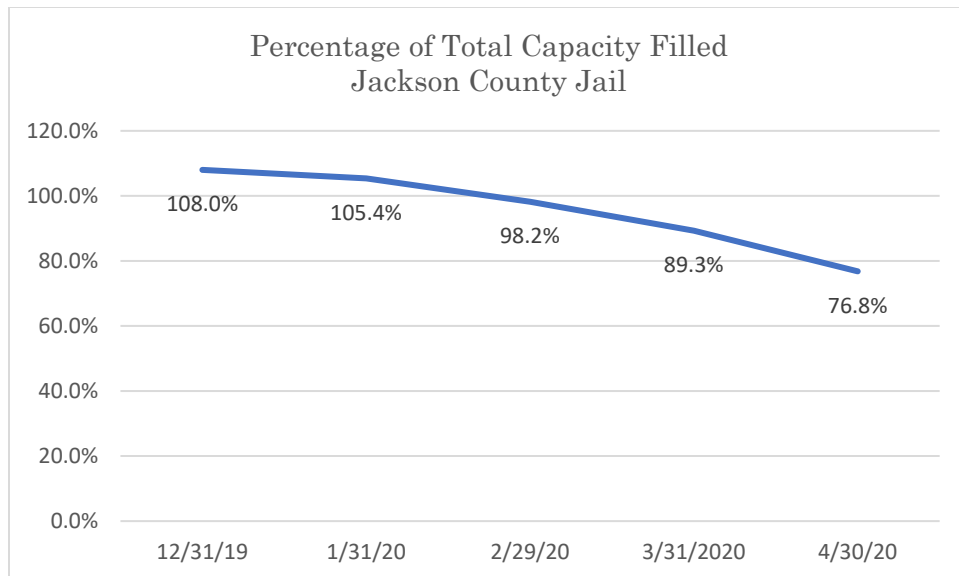
Data Source: Tennessee Department of Correction (TDOC) Jail Summary Report-12/2019-04/2020



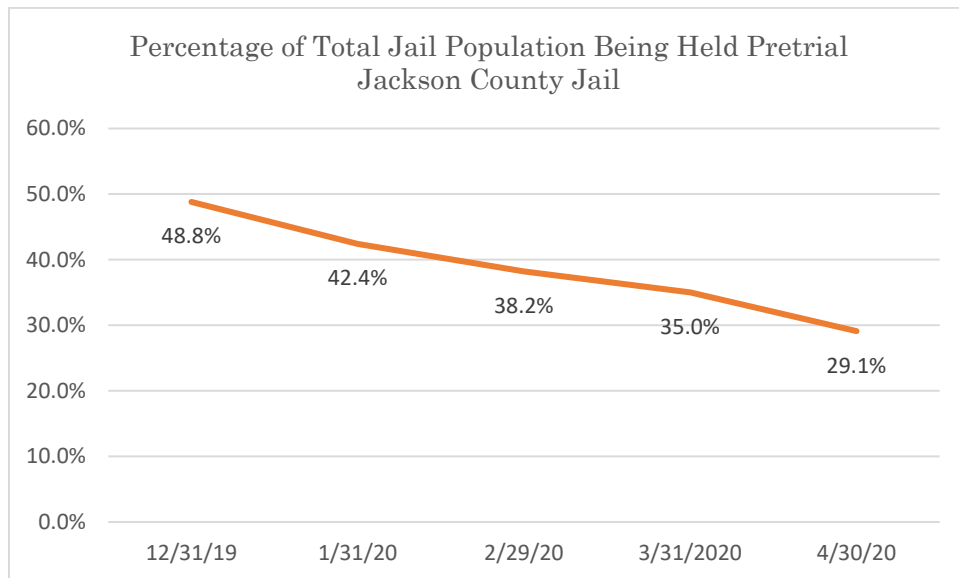
Data Source: Tennessee Department of Correction (TDOC) Jail Summary Report-12/2019-04/2020

Corresponding data can be found on the “Tennessee Department of Correction Raw Jail Data” table starting on page 140.

Jackson County Jail



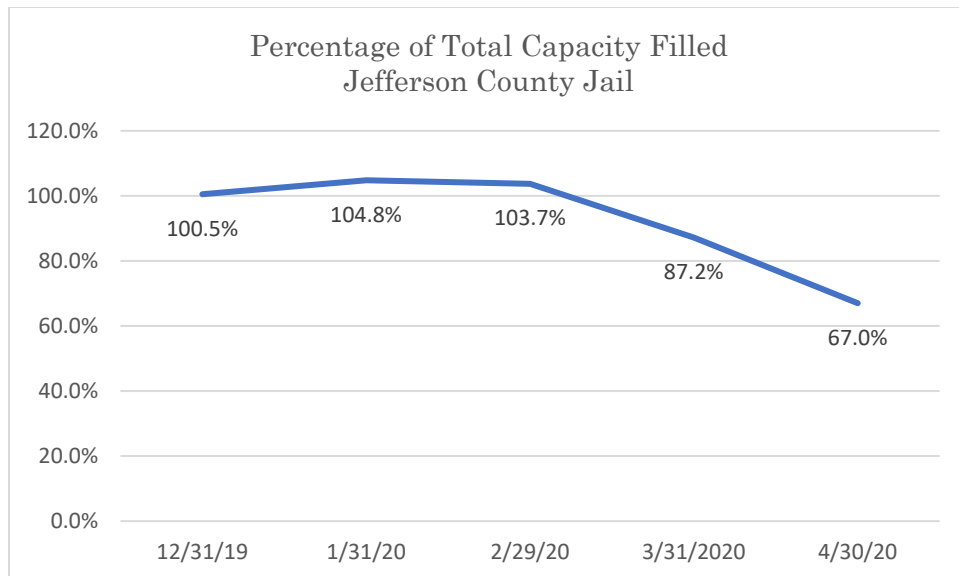
Data Source: Tennessee Department of Correction (TDOC) Jail Summary Report-12/2019-04/2020



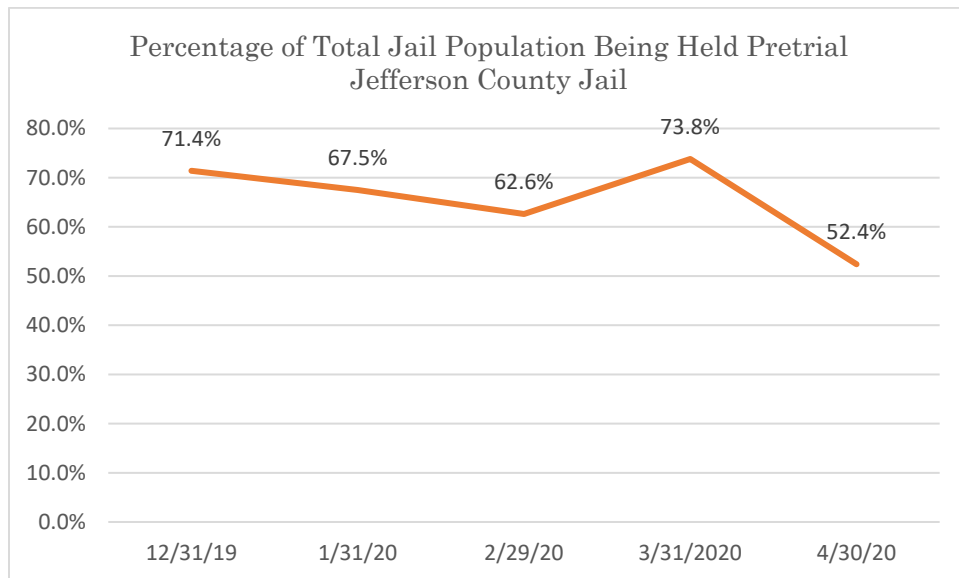
Data Source: Tennessee Department of Correction (TDOC) Jail Summary Report-12/2019-04/2020

Corresponding data can be found on the “Tennessee Department of Correction Raw Jail Data” table starting on page 140.

Jefferson County Jail



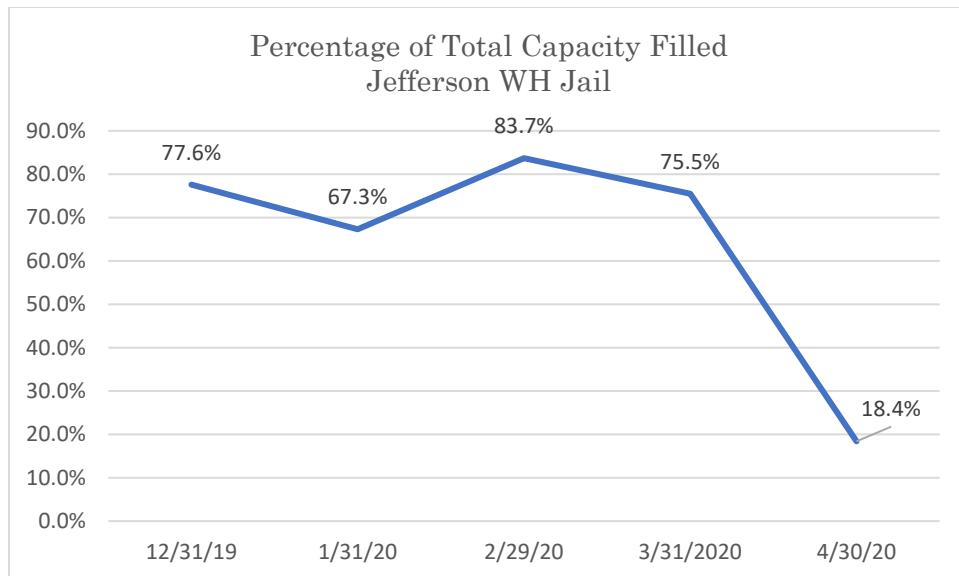
Data Source: Tennessee Department of Correction (TDOC) Jail Summary Report-12/2019-04/2020



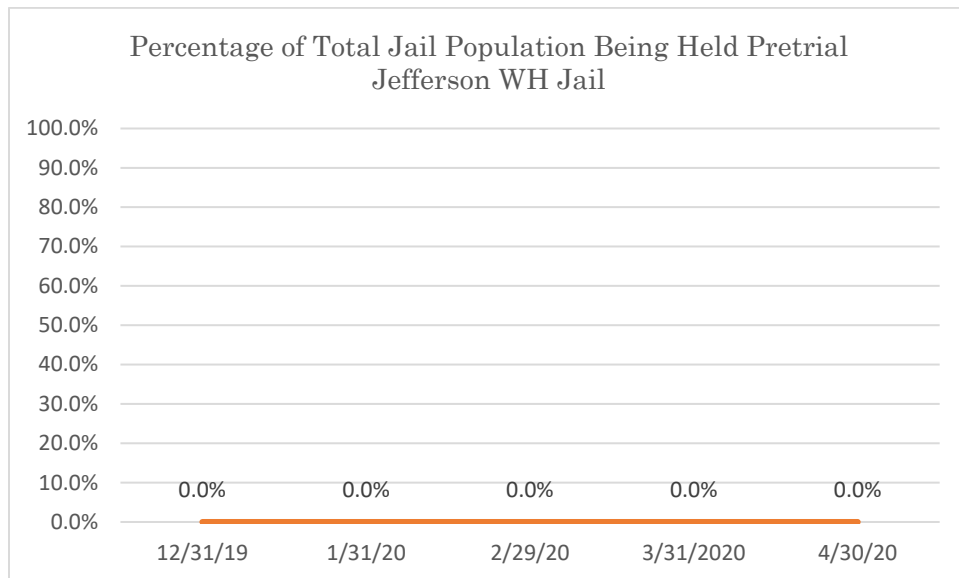
Data Source: Tennessee Department of Correction (TDOC) Jail Summary Report-12/2019-04/2020

Corresponding data can be found on the “Tennessee Department of Correction Raw Jail Data” table starting on page 140.

Jefferson WH Jail



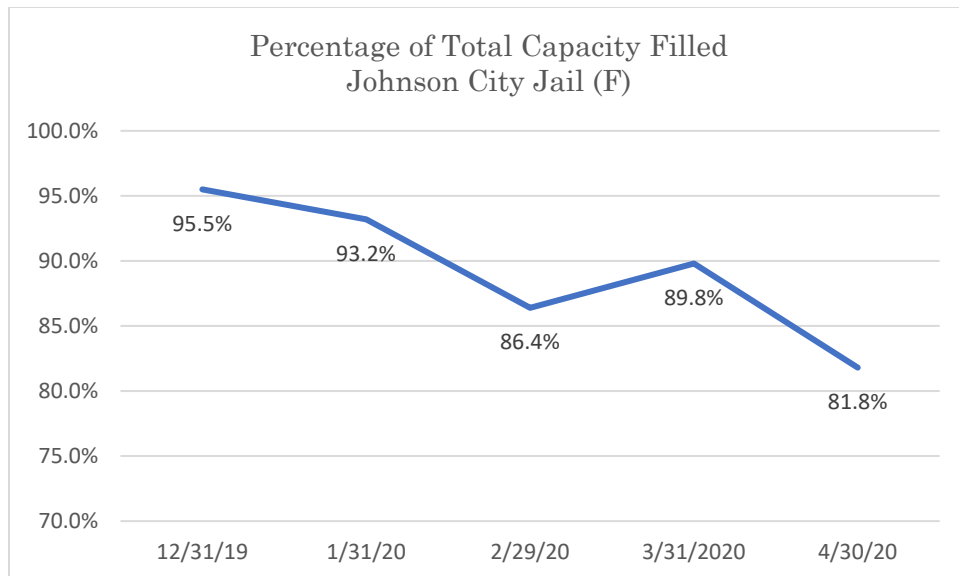
Data Source: Tennessee Department of Correction (TDOC) Jail Summary Report-12/2019-04/2020



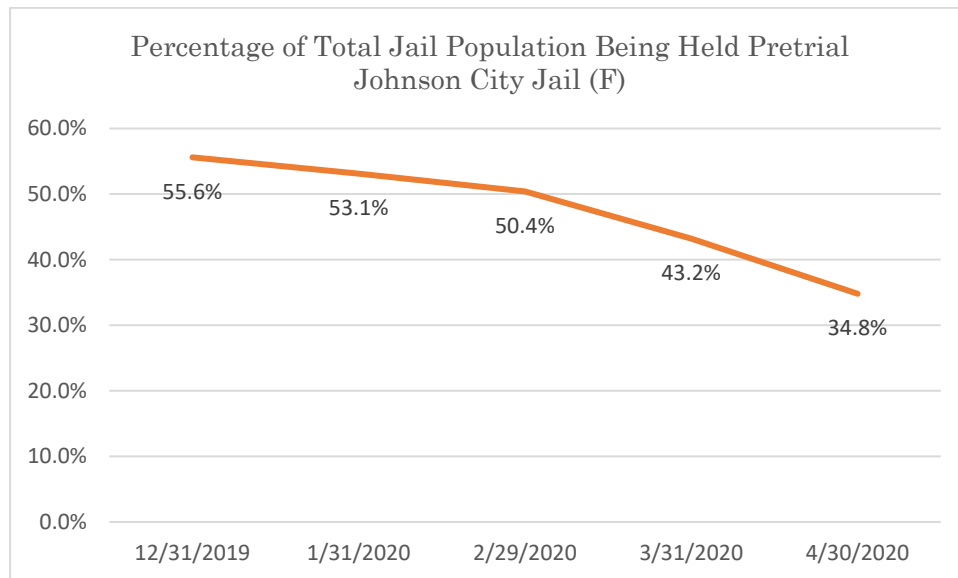
Data Source: Tennessee Department of Correction (TDOC) Jail Summary Report-12/2019-04/2020

Corresponding data can be found on the “Tennessee Department of Correction Raw Jail Data” table starting on page 140.

Johnson City Jail (F)



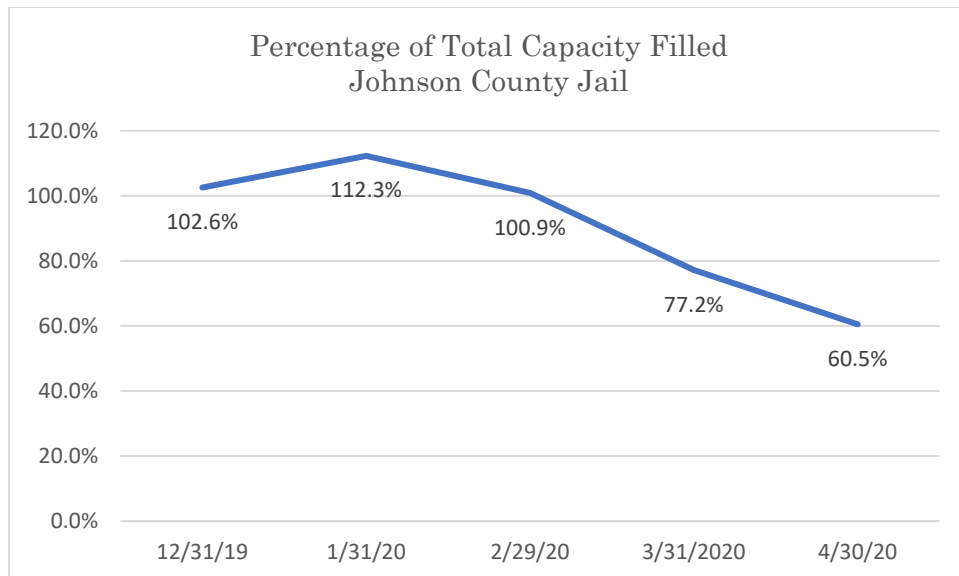
Data Source: Tennessee Department of Correction (TDOC) Jail Summary Report-12/2019-04/2020



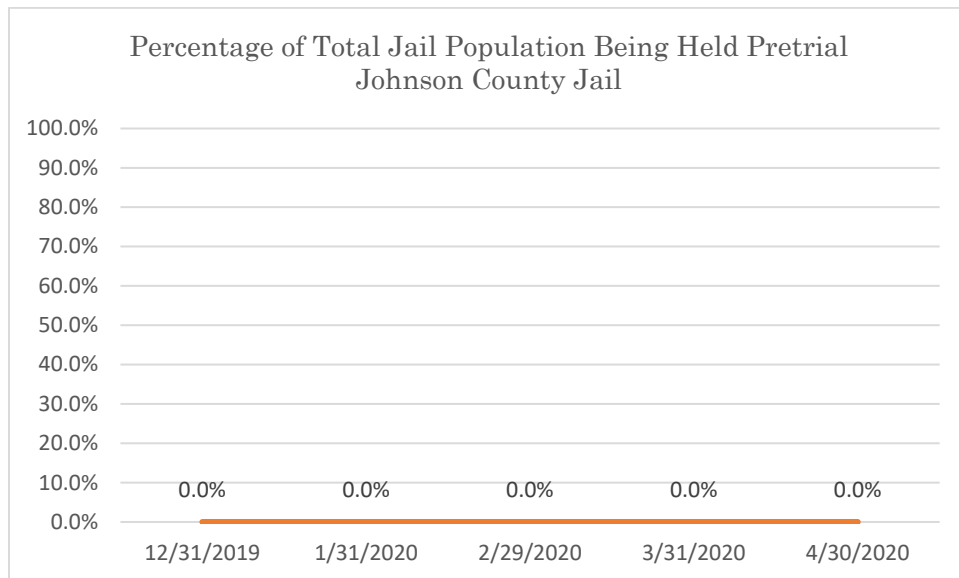
Data Source: Tennessee Department of Correction (TDOC) Jail Summary Report-12/2019-04/2020

Corresponding data can be found on the “Tennessee Department of Correction Raw Jail Data” table starting on page 140.

Johnson County Jail



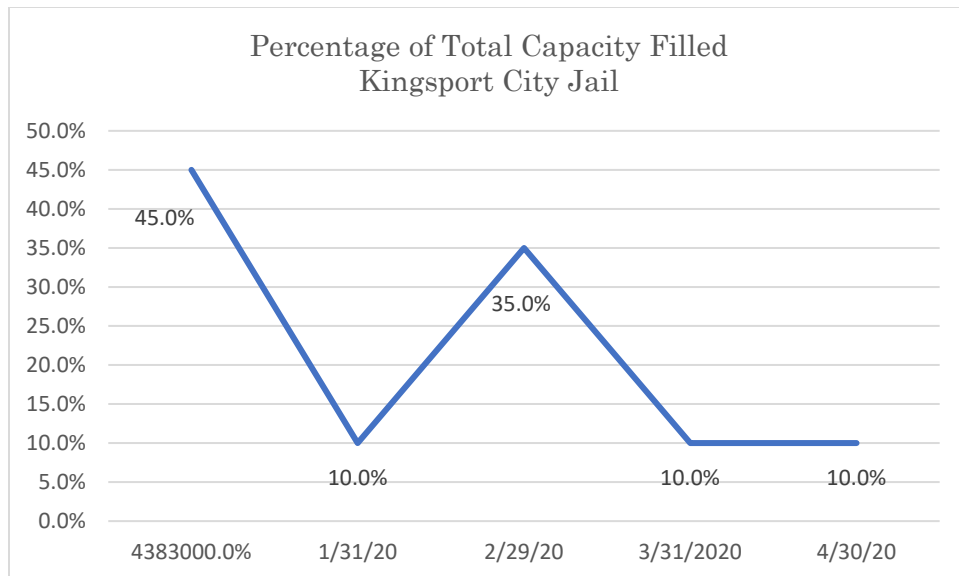
Data Source: Tennessee Department of Correction (TDOC) Jail Summary Report-12/2019-04/2020



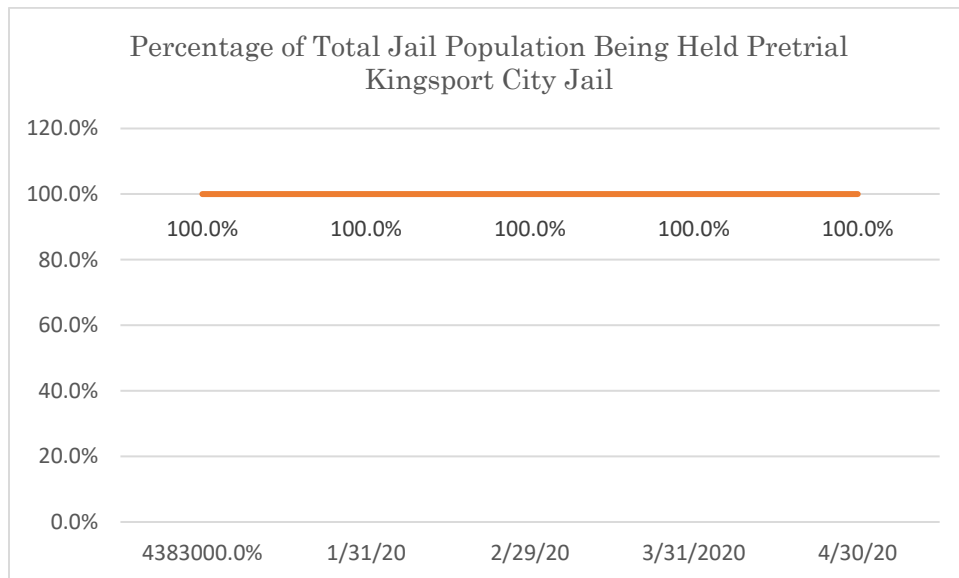
Data Source: Tennessee Department of Correction (TDOC) Jail Summary Report-12/2019-04/2020

Corresponding data can be found on the “Tennessee Department of Correction Raw Jail Data” table starting on page 140.

Kingsport City Jail



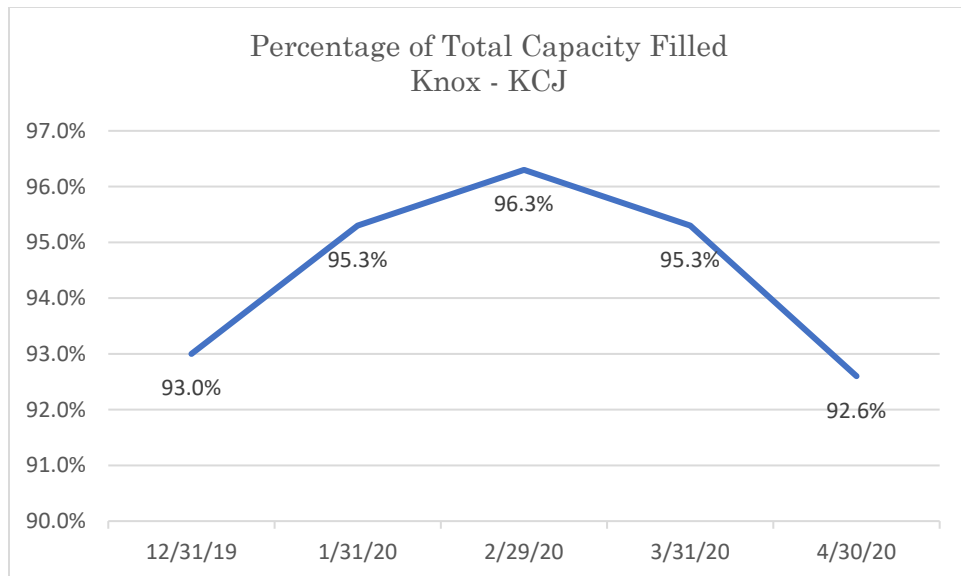
Data Source: Tennessee Department of Correction (TDOC) Jail Summary Report-12/2019-04/2020



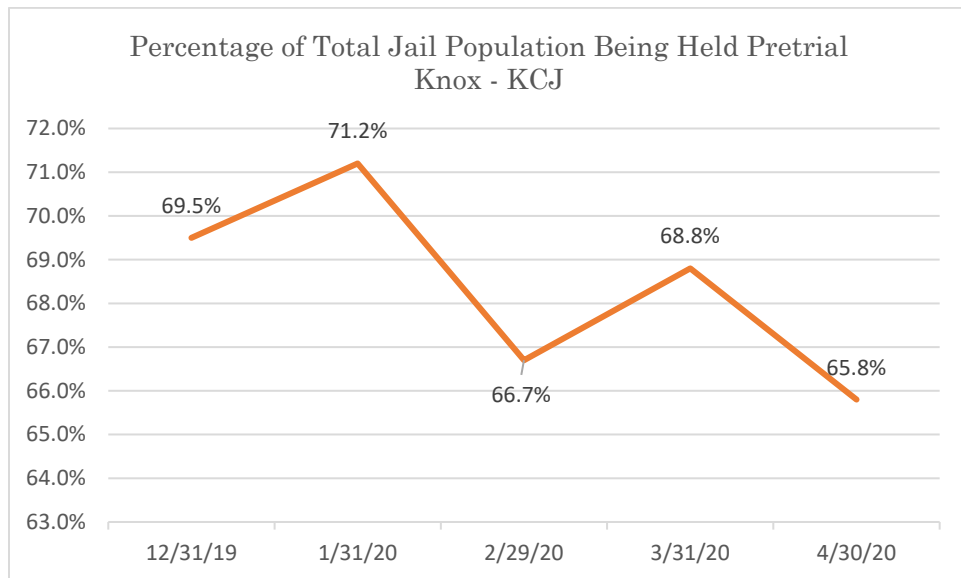
Data Source: Tennessee Department of Correction (TDOC) Jail Summary Report-12/2019-04/2020

Corresponding data can be found on the “Tennessee Department of Correction Raw Jail Data” table starting on page 140.

Knox – KCJ



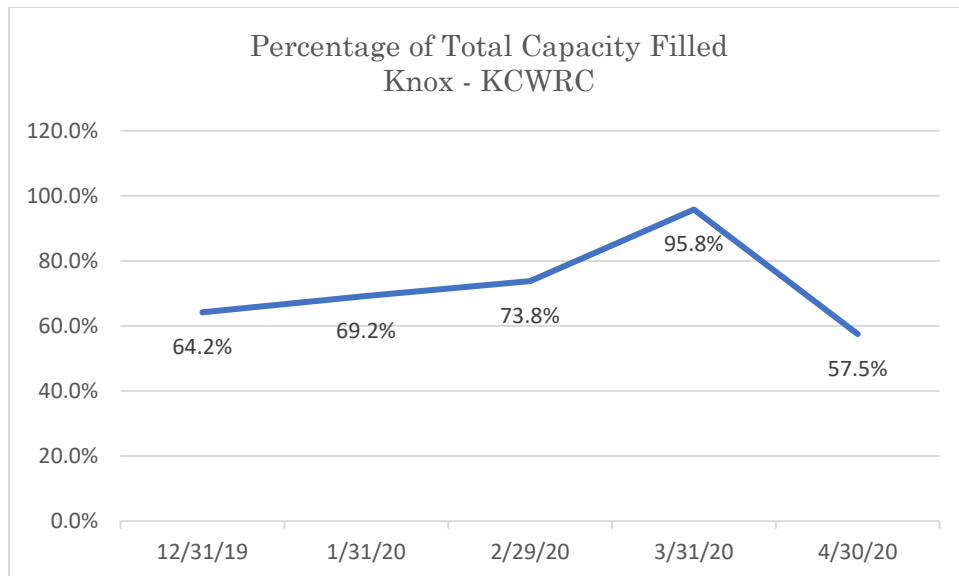
Data Source: Tennessee Department of Correction (TDOC) Jail Summary Report-12/2019-04/2020



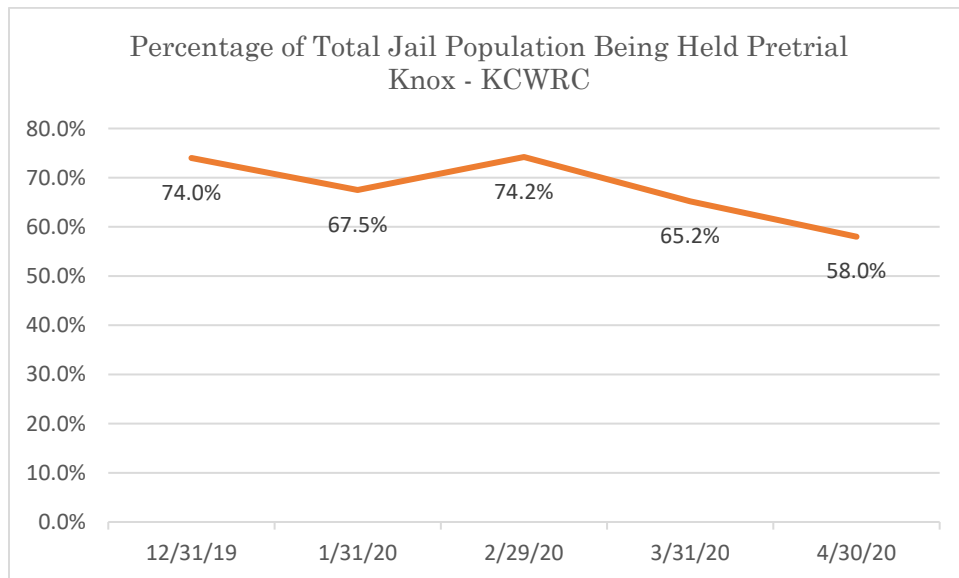
Data Source: Tennessee Department of Correction (TDOC) Jail Summary Report-12/2019-04/2020

Corresponding data can be found on the “Tennessee Department of Correction Raw Jail Data” table starting on page 140.

Knox – KCWRC



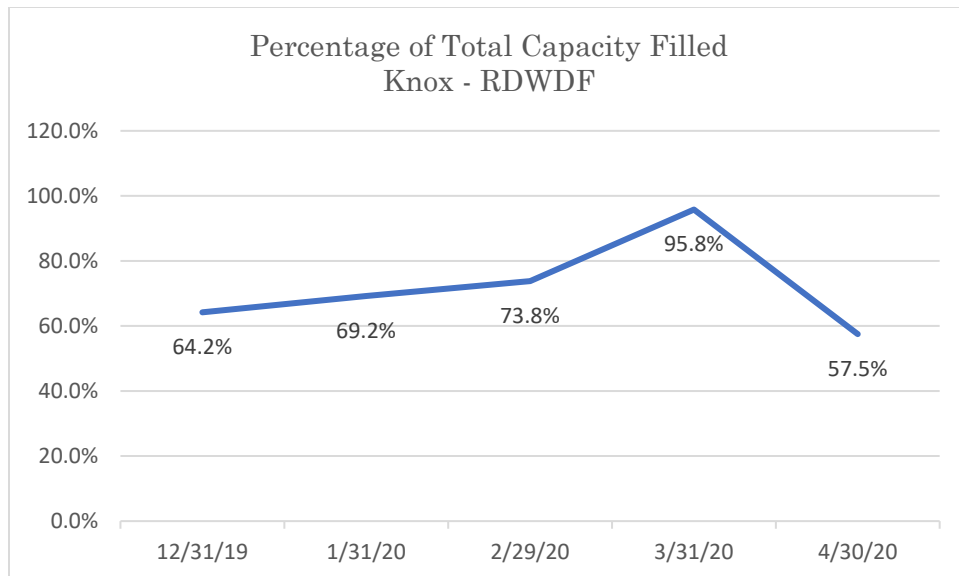
Data Source: Tennessee Department of Correction (TDOC) Jail Summary Report-12/2019-04/2020



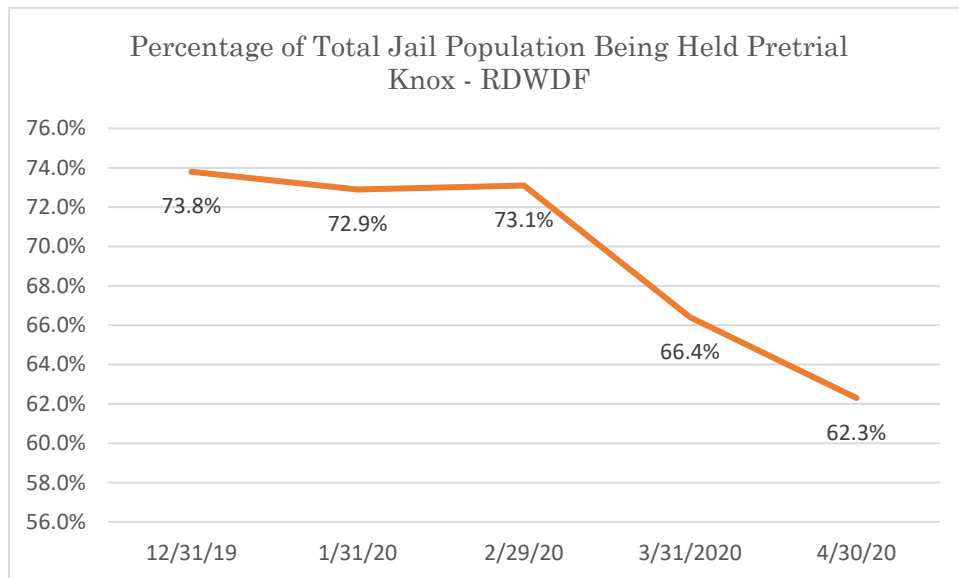
Data Source: Tennessee Department of Correction (TDOC) Jail Summary Report-12/2019-04/2020

Corresponding data can be found on the “Tennessee Department of Correction Raw Jail Data” table starting on page 140.

Knox – RDWDF



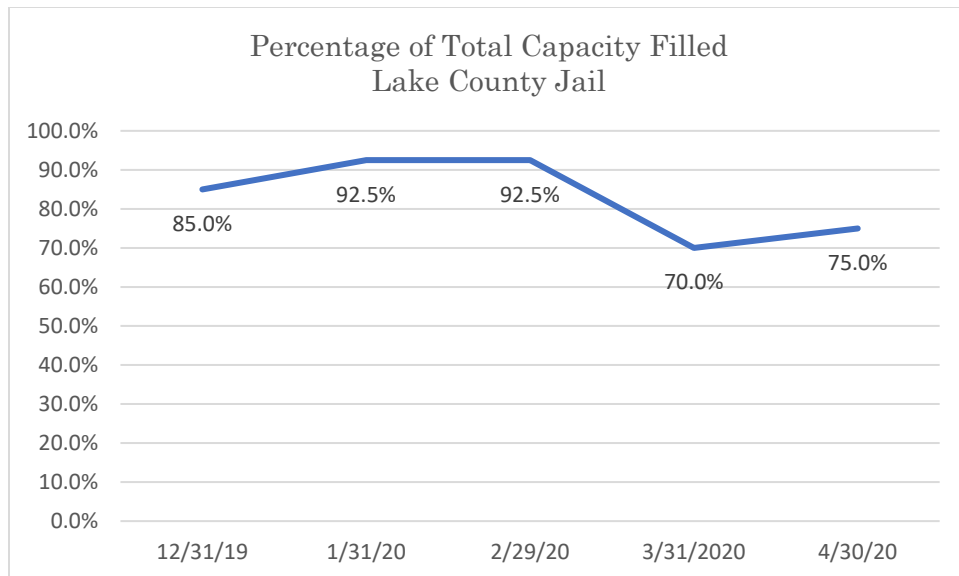
Data Source: Tennessee Department of Correction (TDOC) Jail Summary Report-12/2019-04/2020



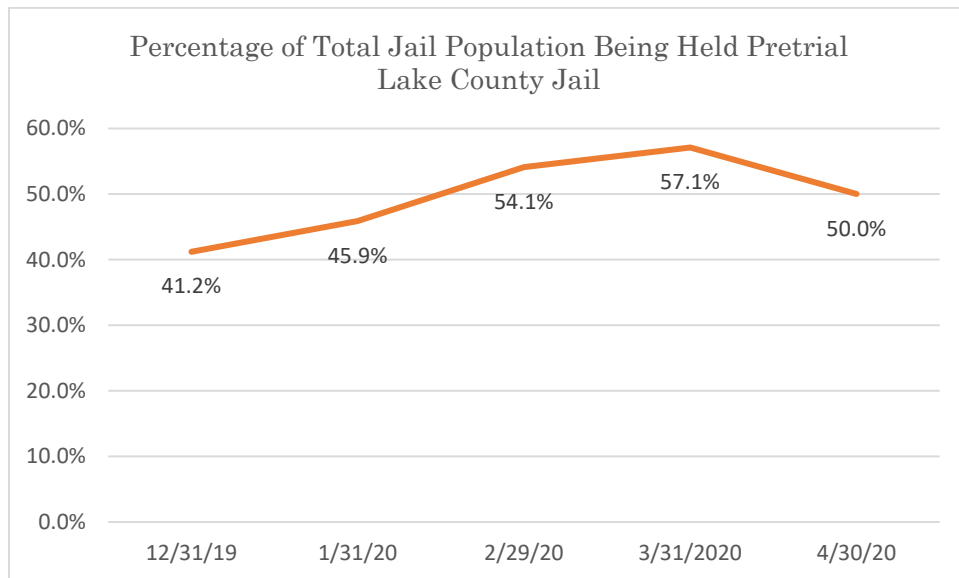
Data Source: Tennessee Department of Correction (TDOC) Jail Summary Report-12/2019-04/2020

Corresponding data can be found on the “Tennessee Department of Correction Raw Jail Data” table starting on page 140.

Lake County Jail



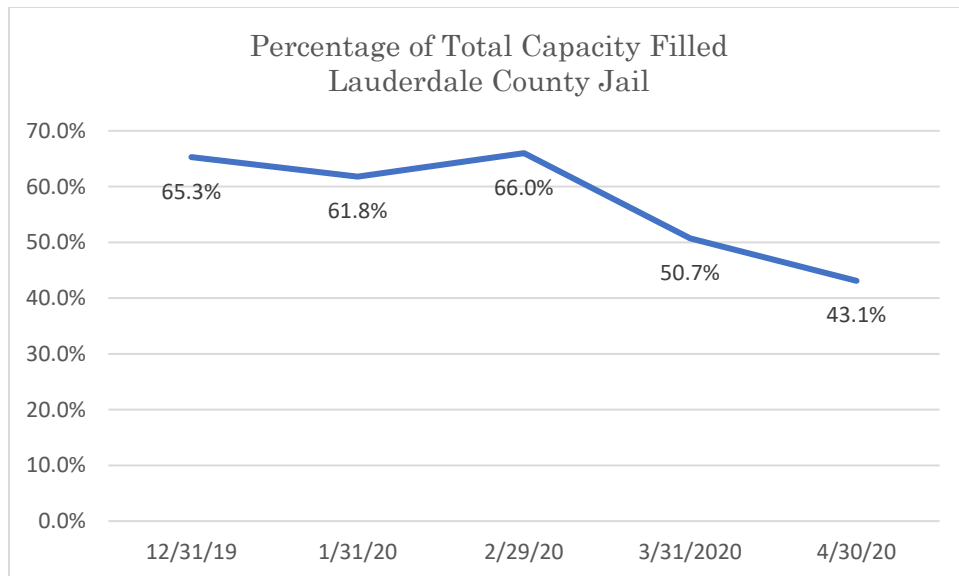
Data Source: Tennessee Department of Correction (TDOC) Jail Summary Report-12/2019-04/2020



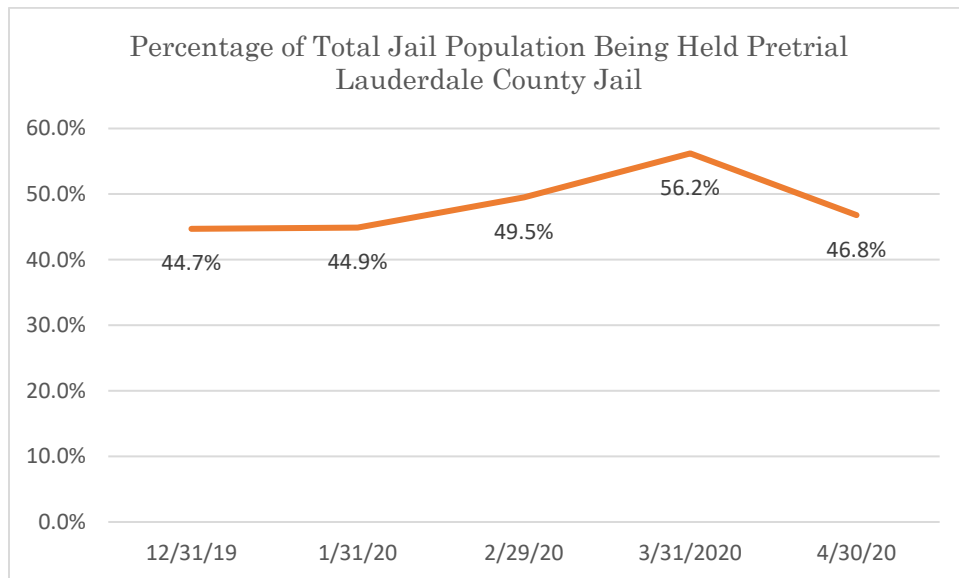
Data Source: Tennessee Department of Correction (TDOC) Jail Summary Report-12/2019-04/2020

Corresponding data can be found on the “Tennessee Department of Correction Raw Jail Data” table starting on page 140.

Lauderdale County Jail



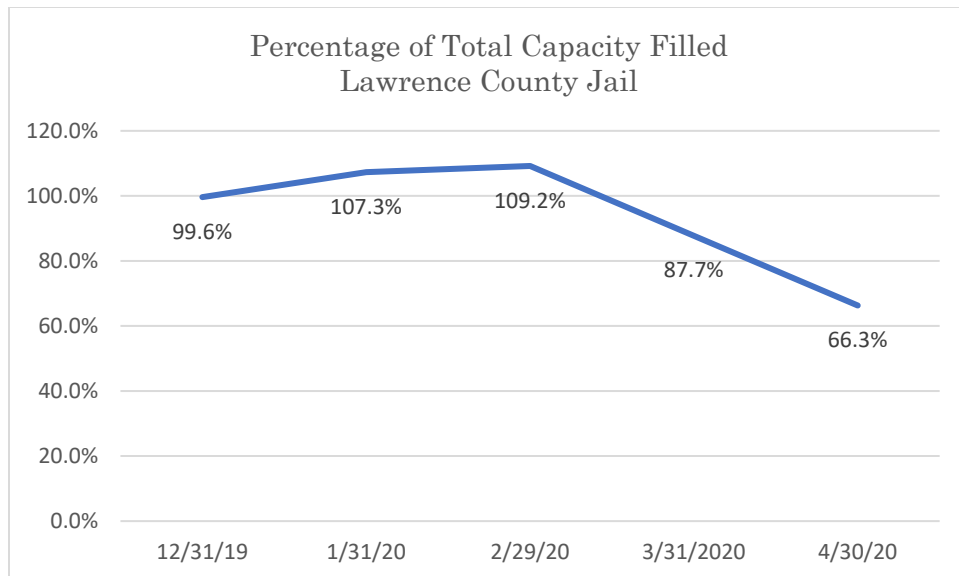
Data Source: Tennessee Department of Correction (TDOC) Jail Summary Report-12/2019-04/2020



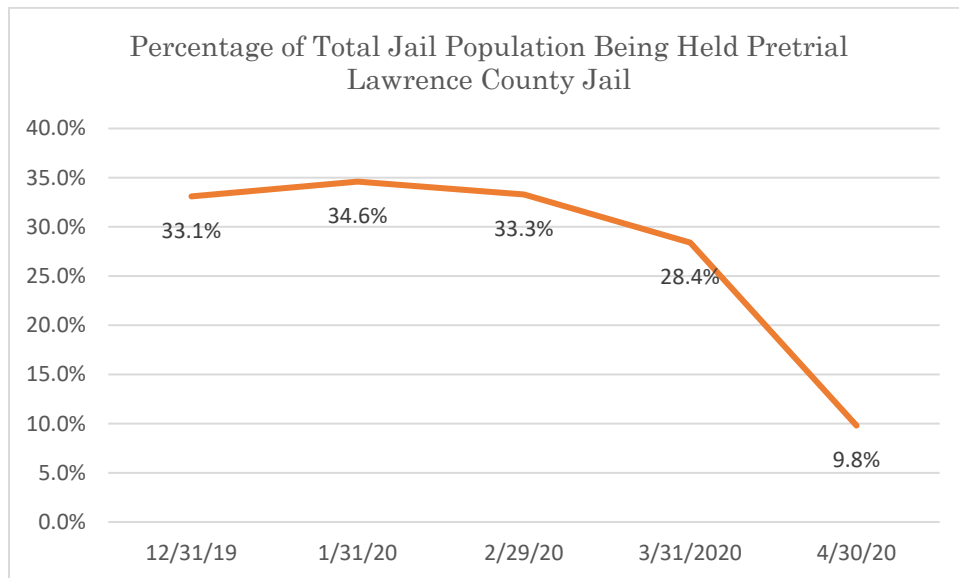
Data Source: Tennessee Department of Correction (TDOC) Jail Summary Report-12/2019-04/2020

Corresponding data can be found on the “Tennessee Department of Correction Raw Jail Data” table starting on page 140.

Lawrence County Jail



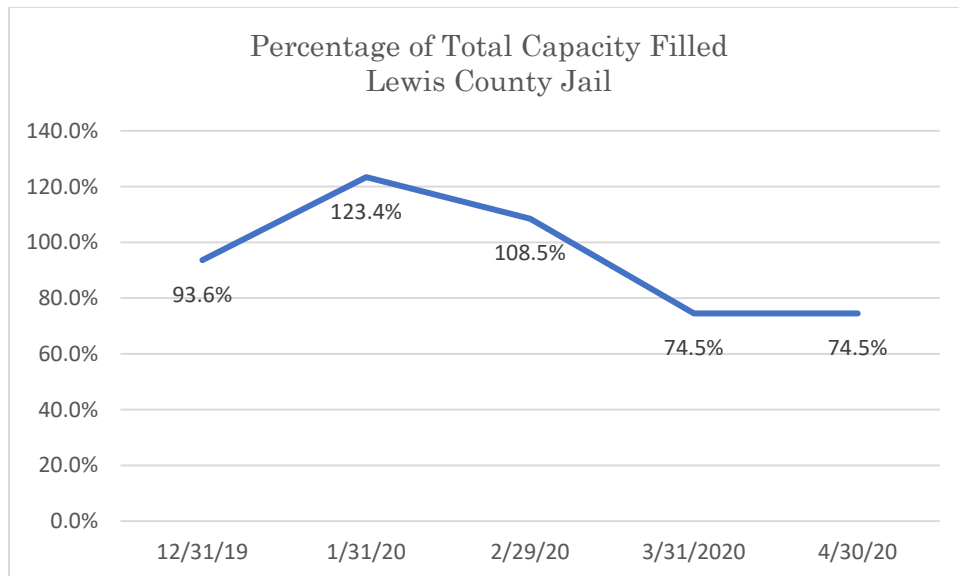
Data Source: Tennessee Department of Correction (TDOC) Jail Summary Report-12/2019-04/2020



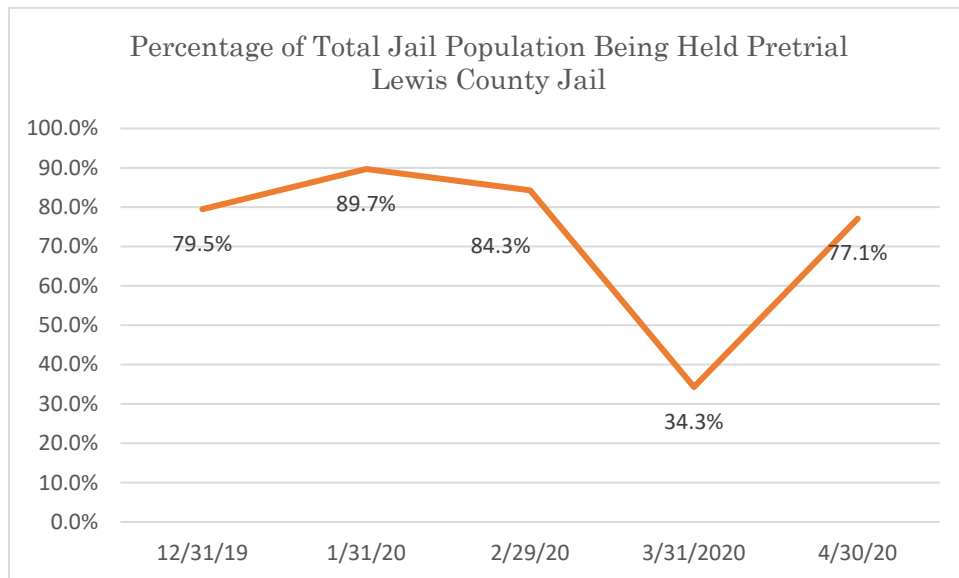
Data Source: Tennessee Department of Correction (TDOC) Jail Summary Report-12/2019-04/2020

Corresponding data can be found on the “Tennessee Department of Correction Raw Jail Data” table starting on page 140.

Lewis County Jail



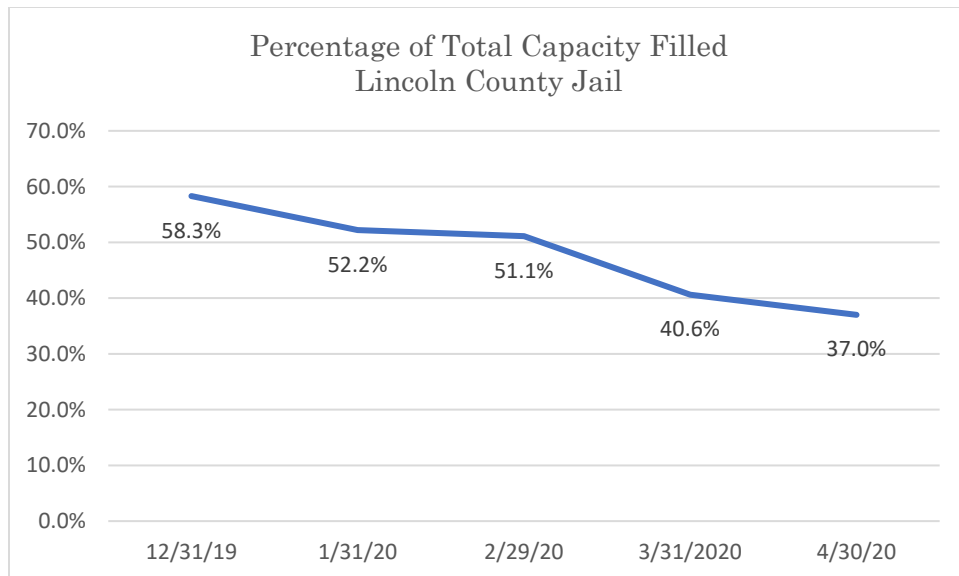
Data Source: Tennessee Department of Correction (TDOC) Jail Summary Report-12/2019-04/2020



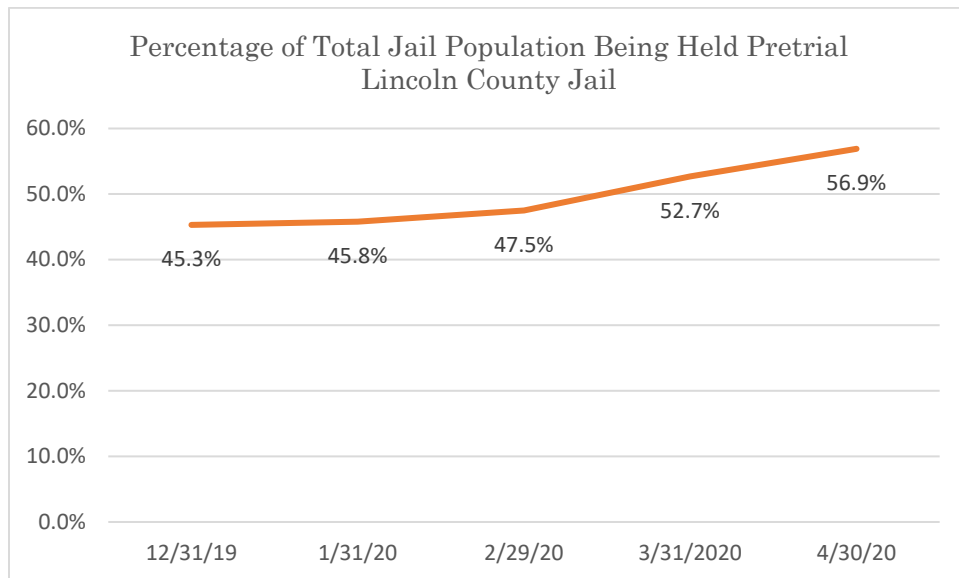
Data Source: Tennessee Department of Correction (TDOC) Jail Summary Report-12/2019-04/2020

Corresponding data can be found on the “Tennessee Department of Correction Raw Jail Data” table starting on page 140.

Lincoln County Jail



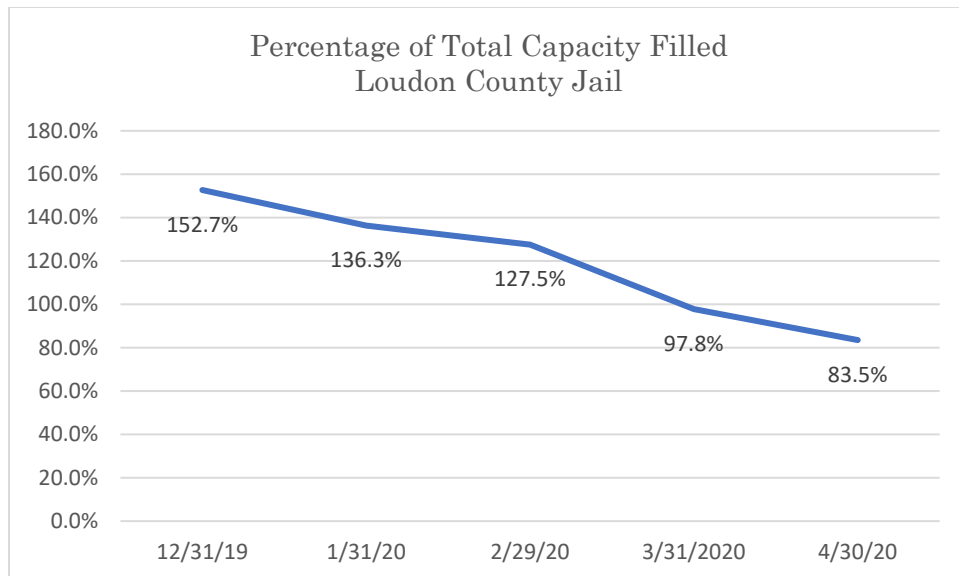
Data Source: Tennessee Department of Correction (TDOC) Jail Summary Report-12/2019-04/2020



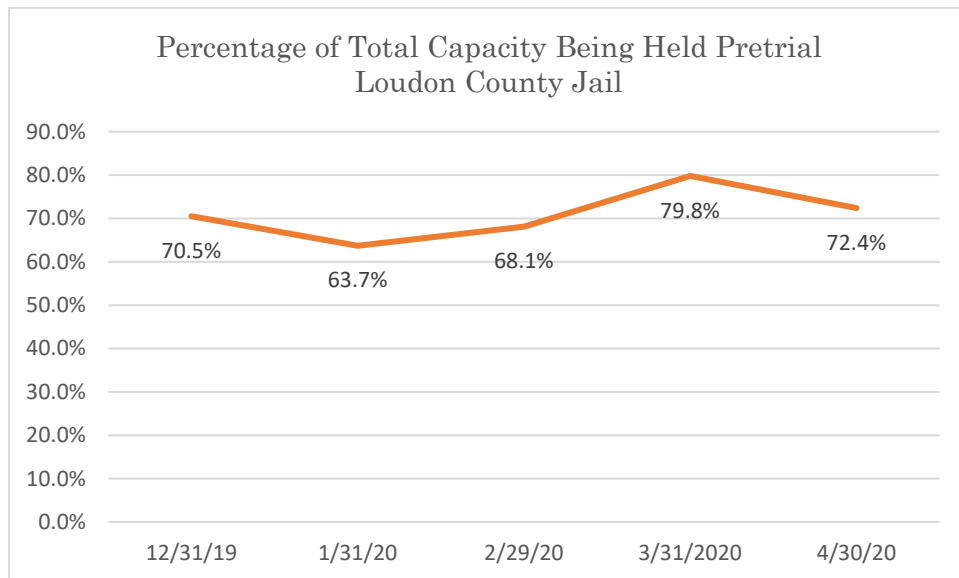
Data Source: Tennessee Department of Correction (TDOC) Jail Summary Report-12/2019-04/2020

Corresponding data can be found on the “Tennessee Department of Correction Raw Jail Data” table starting on page 140.

Loudon County Jail



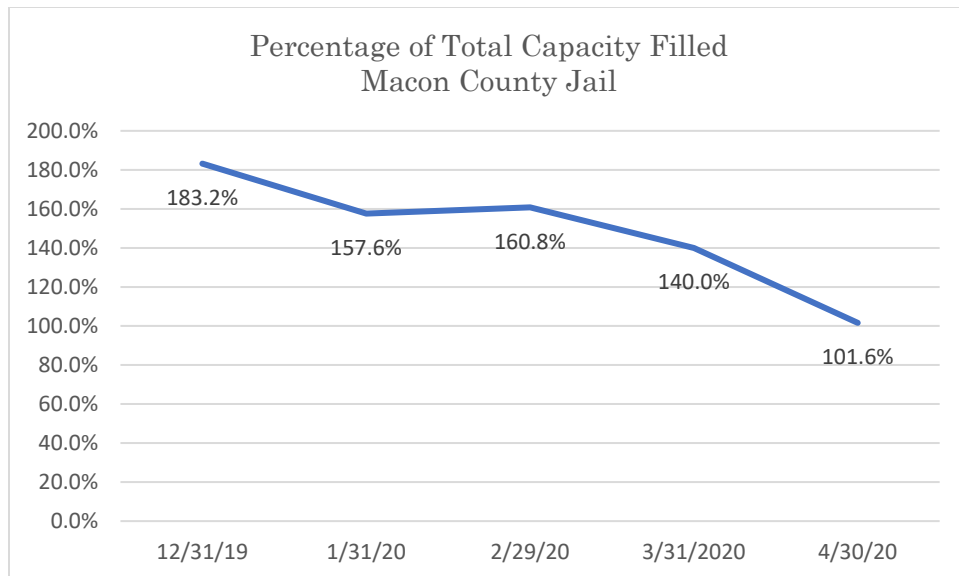
Data Source: Tennessee Department of Correction (TDOC) Jail Summary Report-12/2019-04/2020



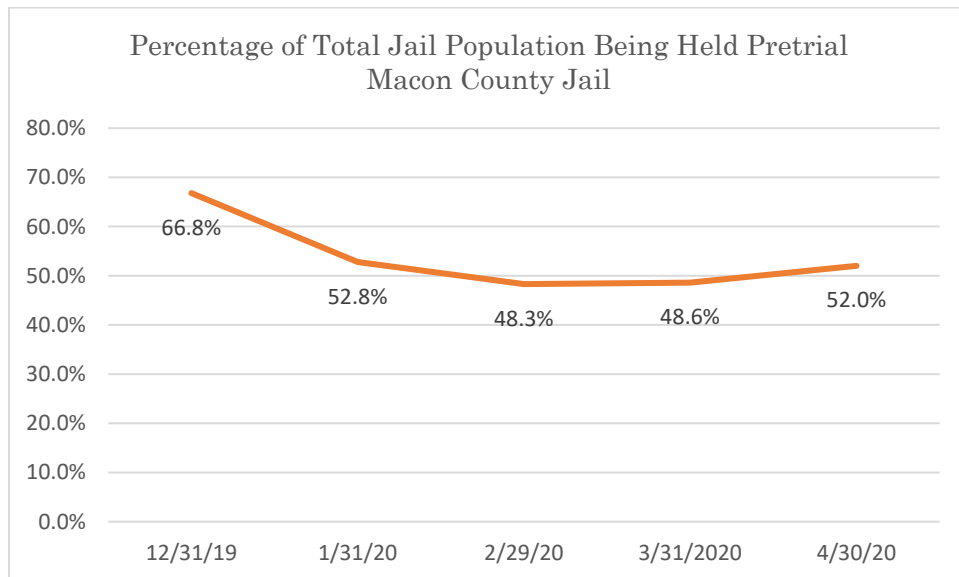
Data Source: Tennessee Department of Correction (TDOC) Jail Summary Report-12/2019-04/2020

Corresponding data can be found on the “Tennessee Department of Correction Raw Jail Data” table starting on page 140.

Macon County Jail



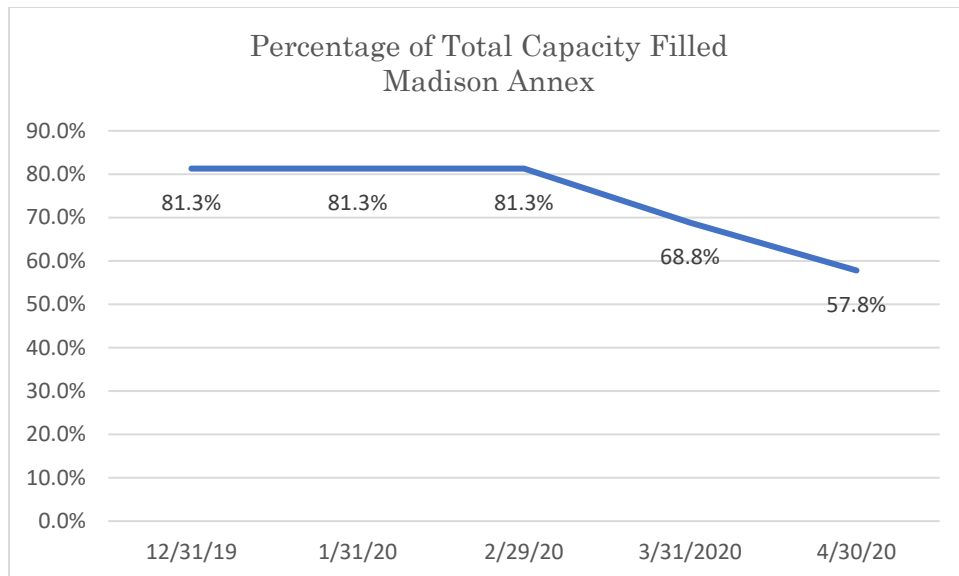
Data Source: Tennessee Department of Correction (TDOC) Jail Summary Report-12/2019-04/2020



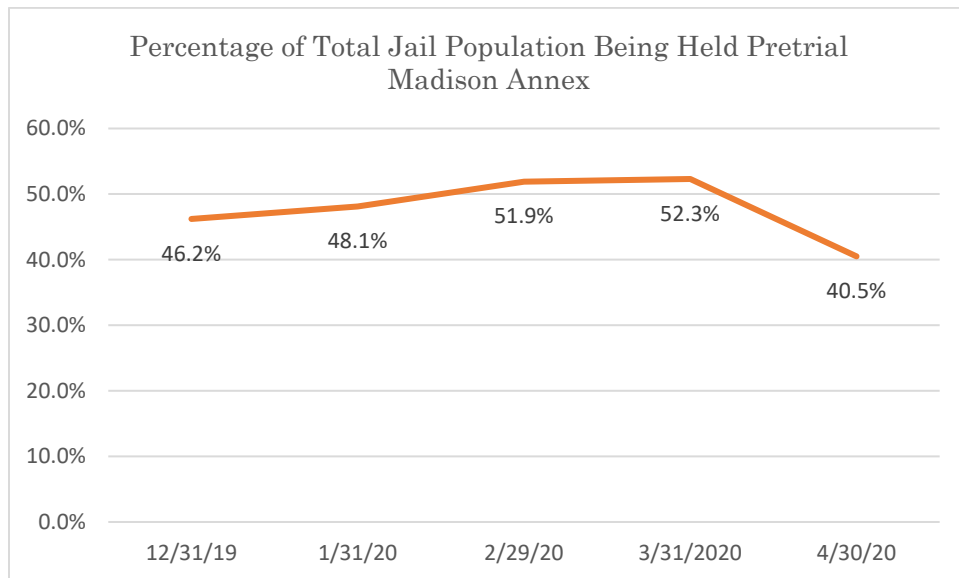
Data Source: Tennessee Department of Correction (TDOC) Jail Summary Report-12/2019-04/2020

Corresponding data can be found on the “Tennessee Department of Correction Raw Jail Data” table starting on page 140.

Madison Annex



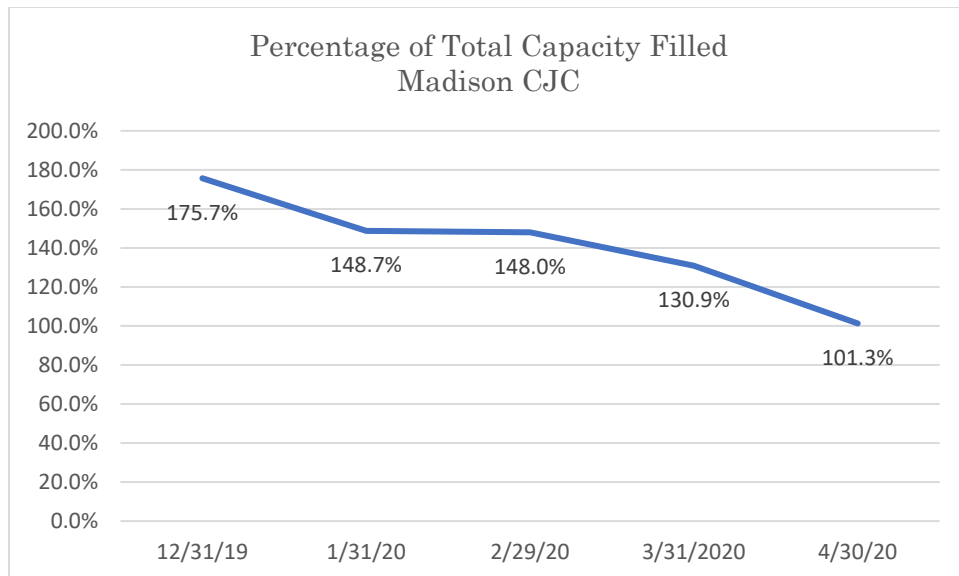
Data Source: Tennessee Department of Correction (TDOC) Jail Summary Report-12/2019-04/2020



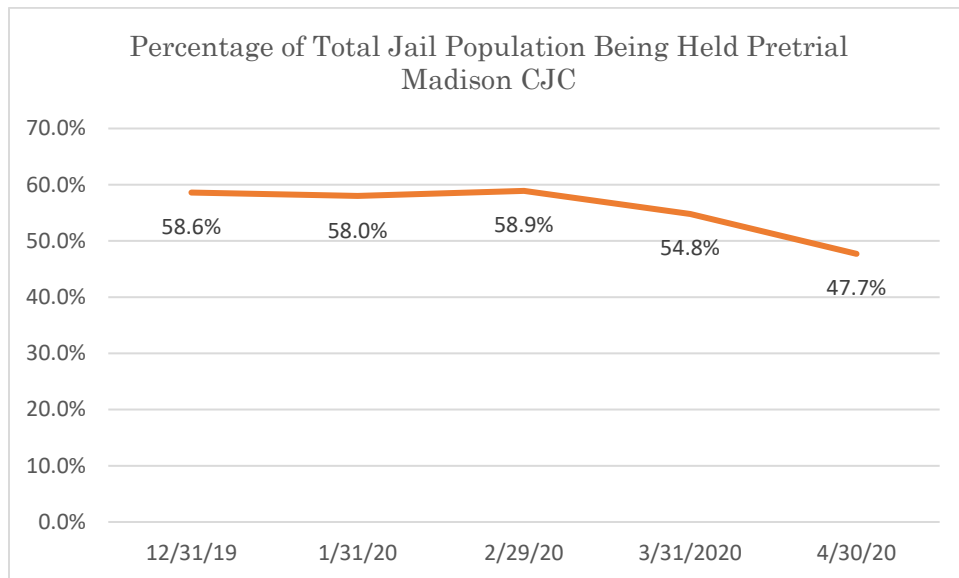
Data Source: Tennessee Department of Correction (TDOC) Jail Summary Report-12/2019-04/2020

Corresponding data can be found on the “Tennessee Department of Correction Raw Jail Data” table starting on page 140.

Madison CJC



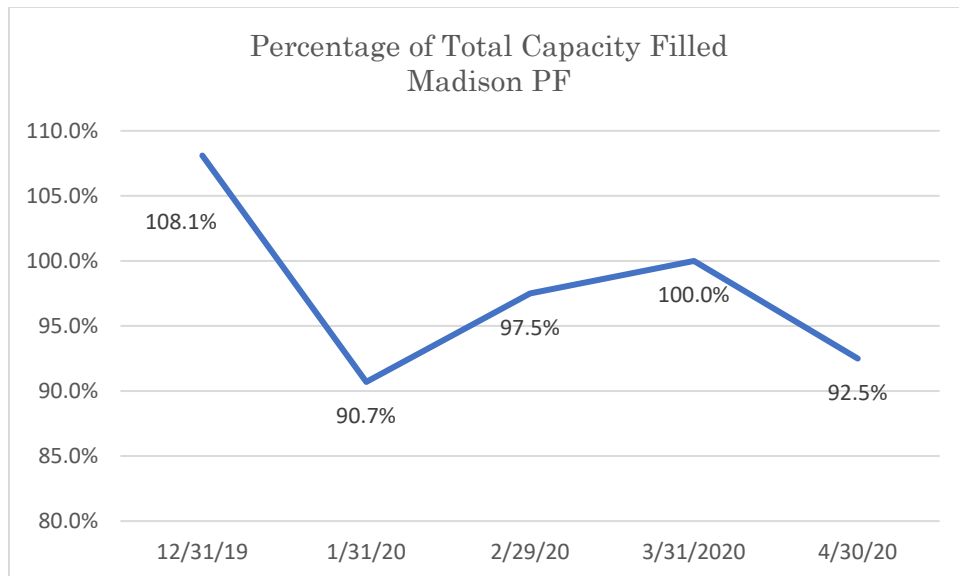
Data Source: Tennessee Department of Correction (TDOC) Jail Summary Report-12/2019-04/2020



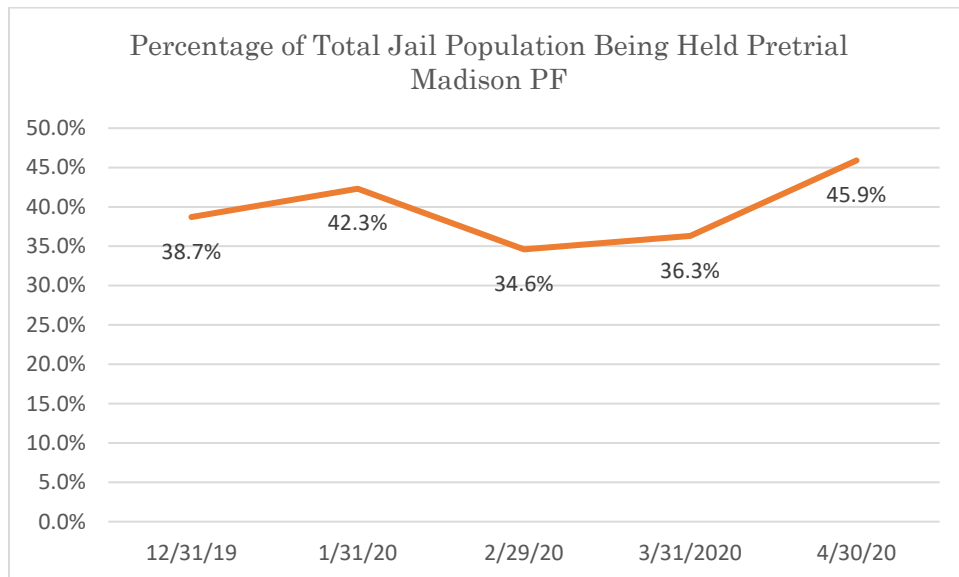
Data Source: Tennessee Department of Correction (TDOC) Jail Summary Report-12/2019-04/2020

Corresponding data can be found on the “Tennessee Department of Correction Raw Jail Data” table starting on page 140.

Madison PF



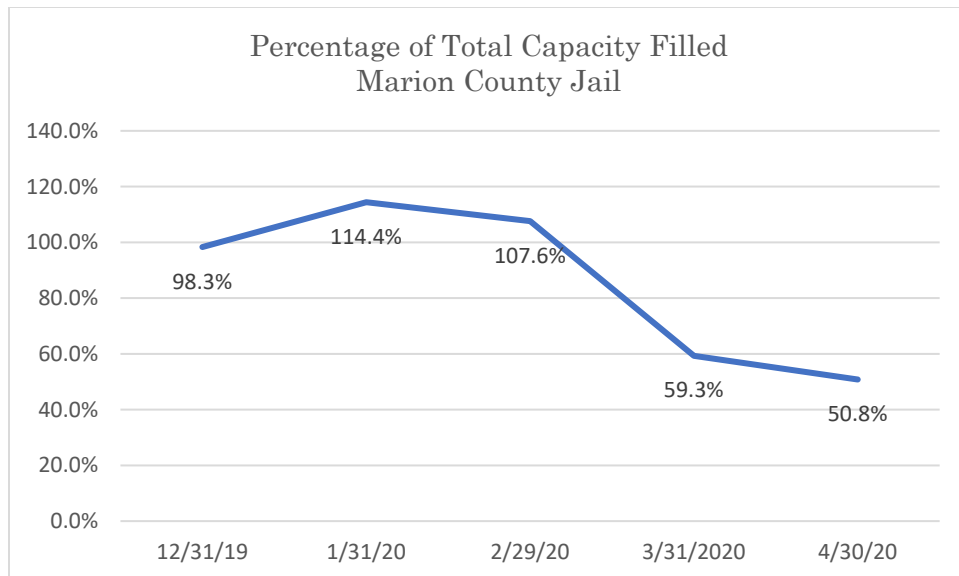
Data Source: Tennessee Department of Correction (TDOC) Jail Summary Report-12/2019-04/2020



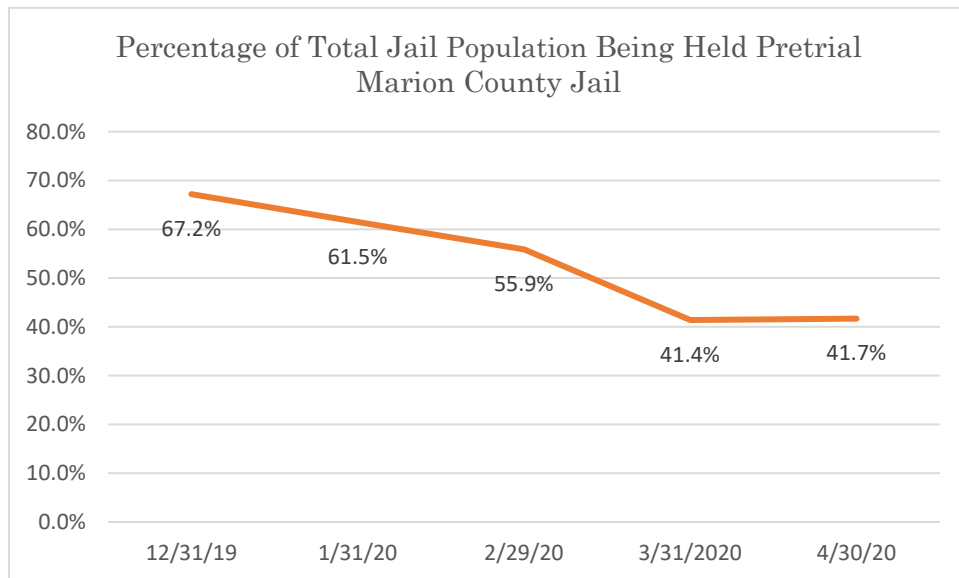
Data Source: Tennessee Department of Correction (TDOC) Jail Summary Report-12/2019-04/2020

Corresponding data can be found on the “Tennessee Department of Correction Raw Jail Data” table starting on page 140.

Marion County Jail



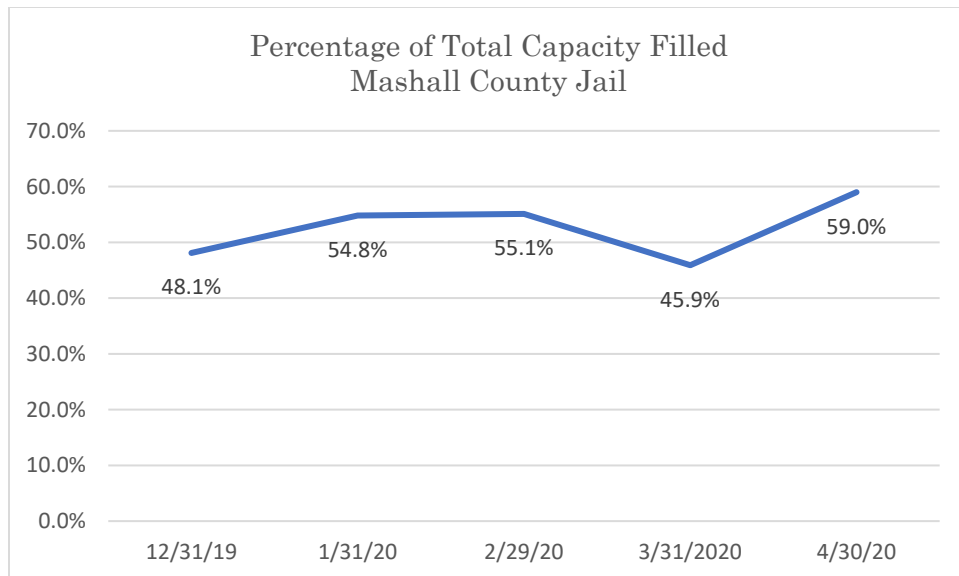
Data Source: Tennessee Department of Correction (TDOC) Jail Summary Report-12/2019-04/2020



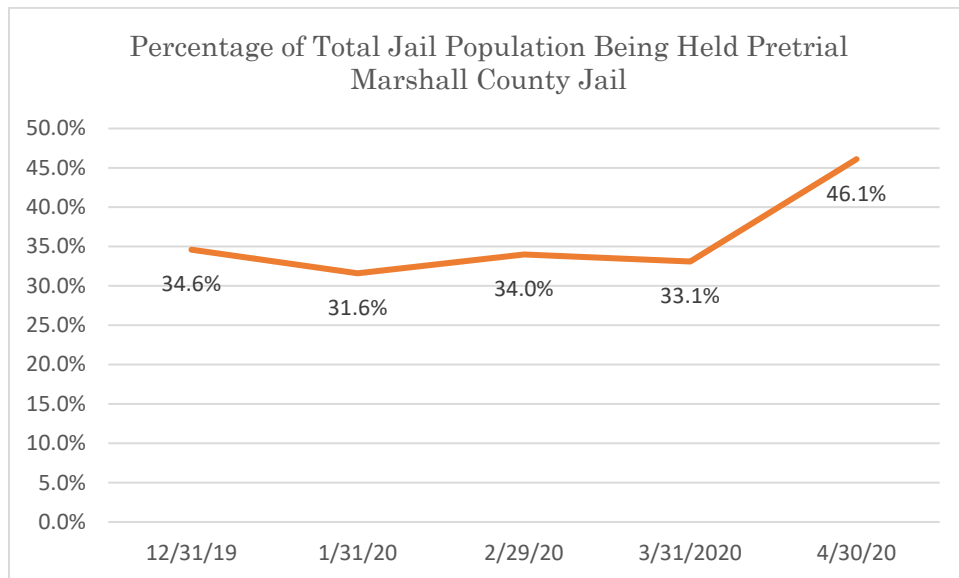
Data Source: Tennessee Department of Correction (TDOC) Jail Summary Report-12/2019-04/2020

Corresponding data can be found on the “Tennessee Department of Correction Raw Jail Data” table starting on page 140.

Marshall County Jail



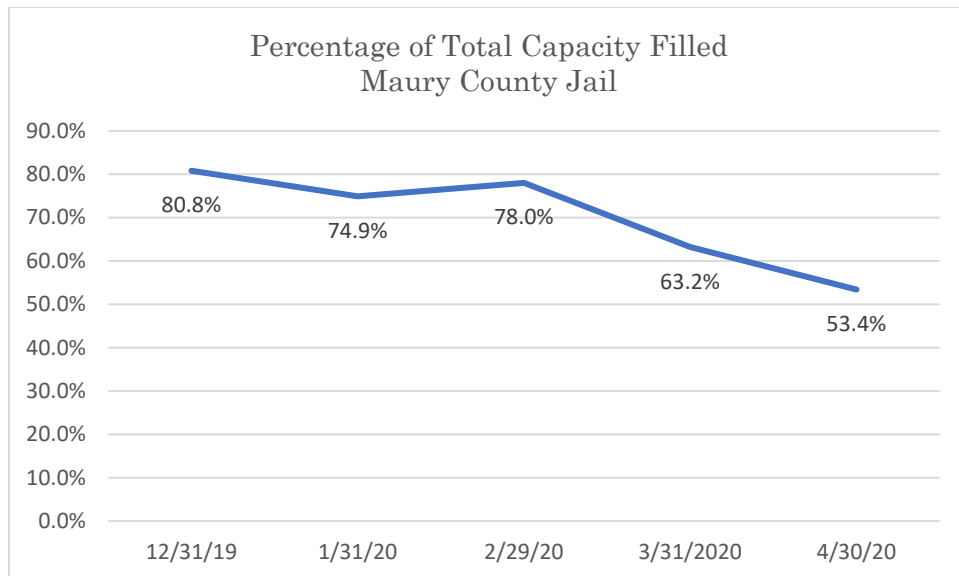
Data Source: Tennessee Department of Correction (TDOC) Jail Summary Report-12/2019-04/2020



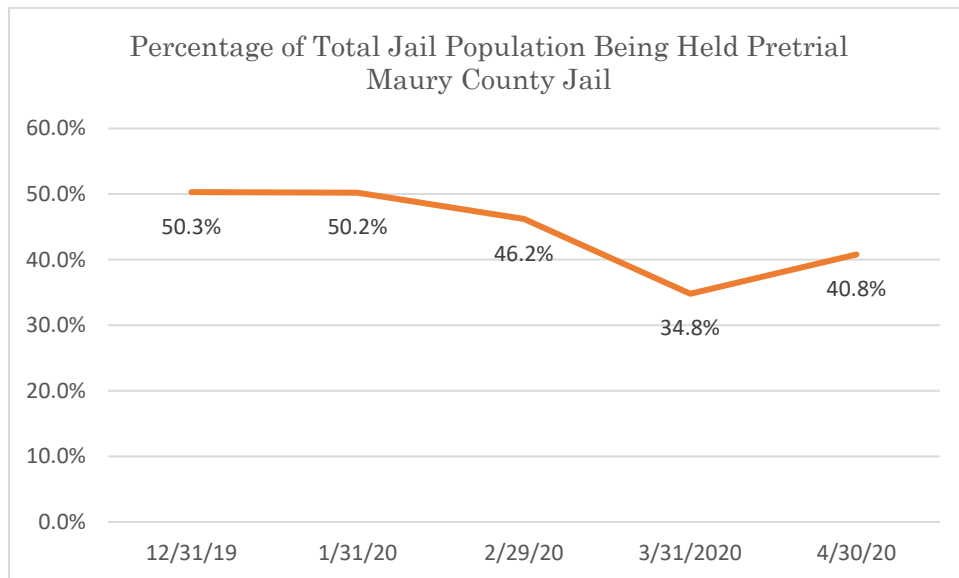
Data Source: Tennessee Department of Correction (TDOC) Jail Summary Report-12/2019-04/2020

Corresponding data can be found on the “Tennessee Department of Correction Raw Jail Data” table starting on page 140.

Maury County Jail



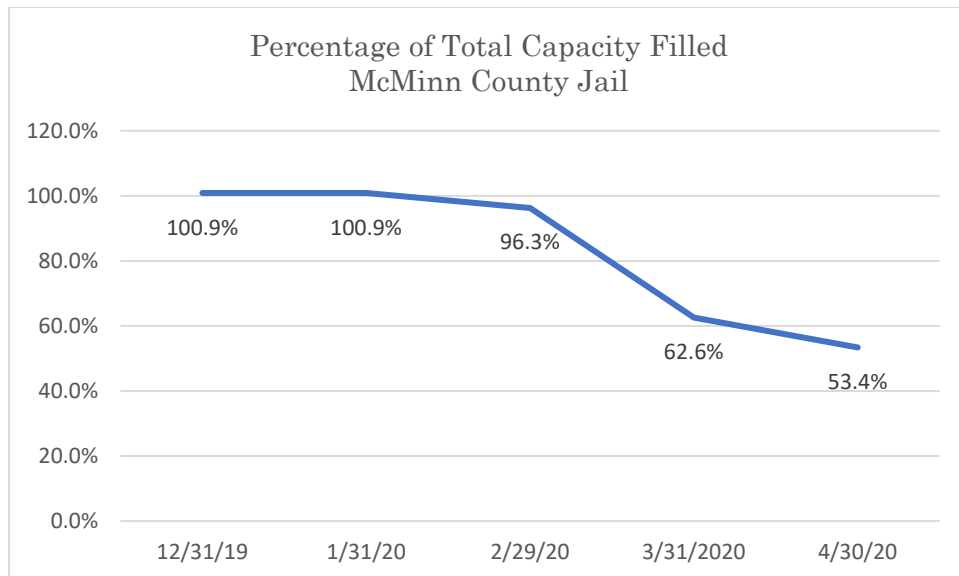
Data Source: Tennessee Department of Correction (TDOC) Jail Summary Report-12/2019-04/2020



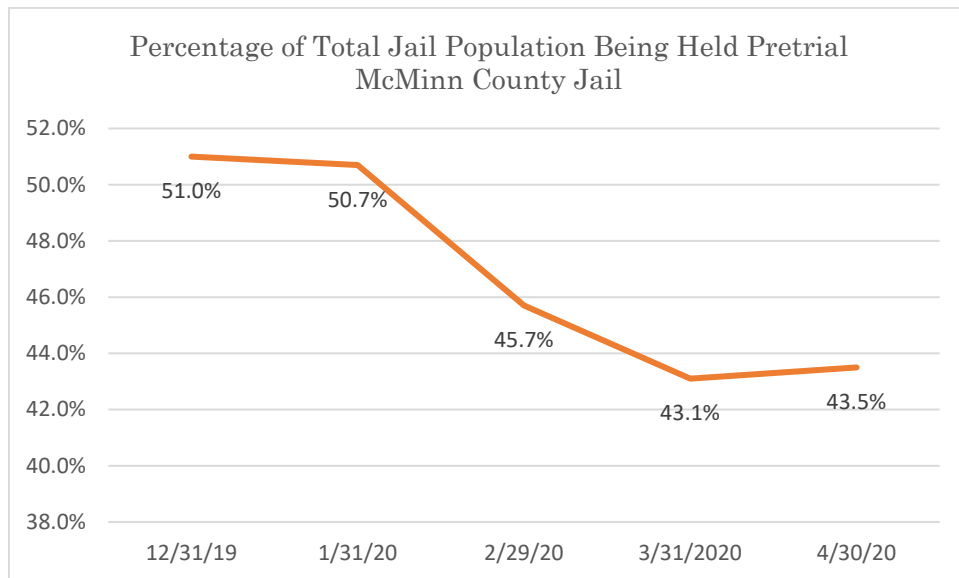
Data Source: Tennessee Department of Correction (TDOC) Jail Summary Report-12/2019-04/2020

Corresponding data can be found on the “Tennessee Department of Correction Raw Jail Data” table starting on page 140.

McMinn County Jail



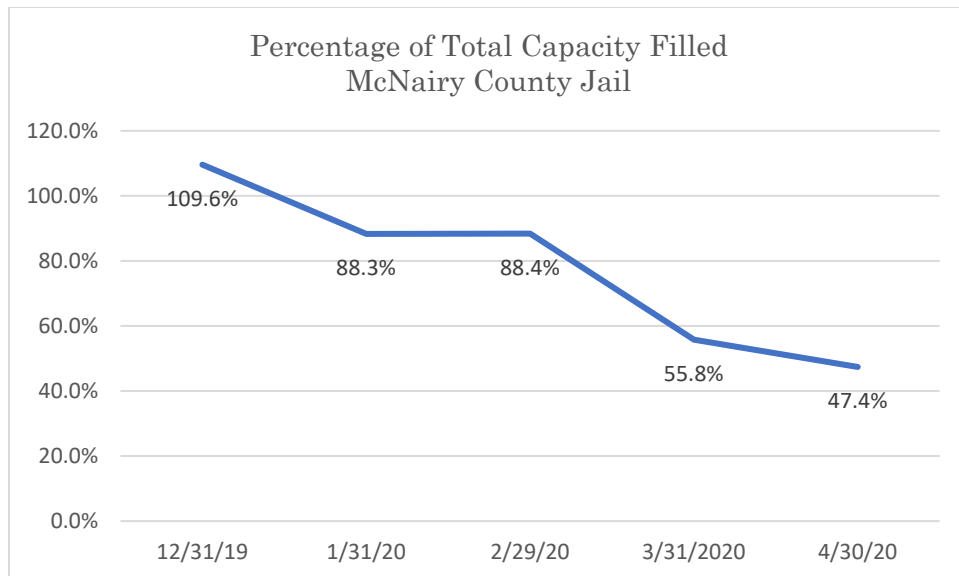
Data Source: Tennessee Department of Correction (TDOC) Jail Summary Report-12/2019-04/2020



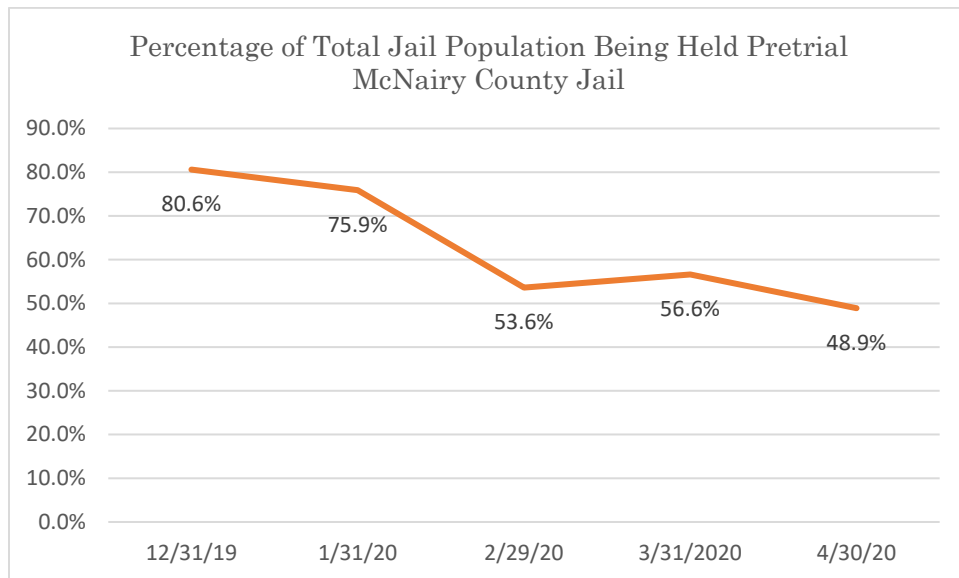
Data Source: Tennessee Department of Correction (TDOC) Jail Summary Report-12/2019-04/2020

Corresponding data can be found on the “Tennessee Department of Correction Raw Jail Data” table starting on page 140.

McNairy County Jail



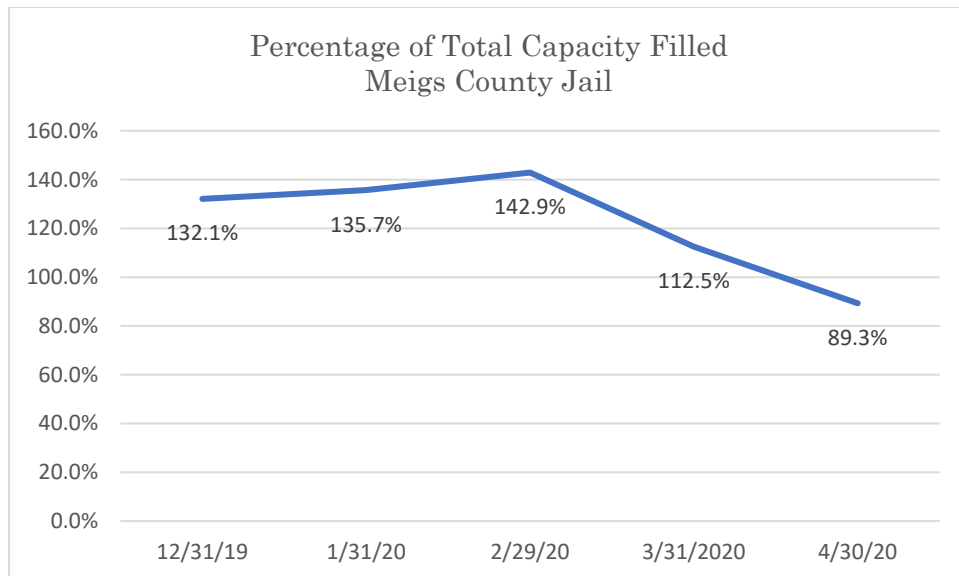
Data Source: Tennessee Department of Correction (TDOC) Jail Summary Report-12/2019-04/2020



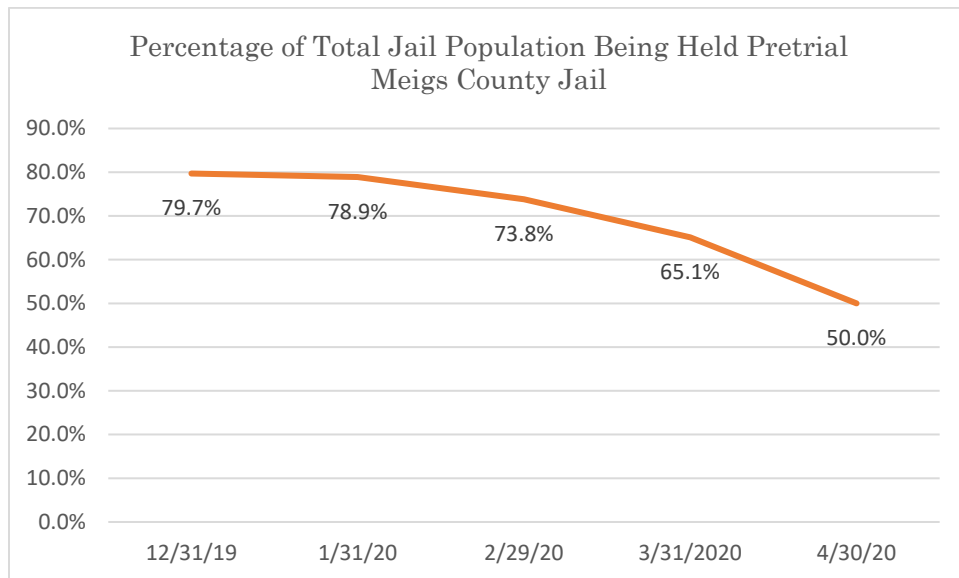
Data Source: Tennessee Department of Correction (TDOC) Jail Summary Report-12/2019-04/2020

Corresponding data can be found on the “Tennessee Department of Correction Raw Jail Data” table starting on page 140.

Meigs County Jail



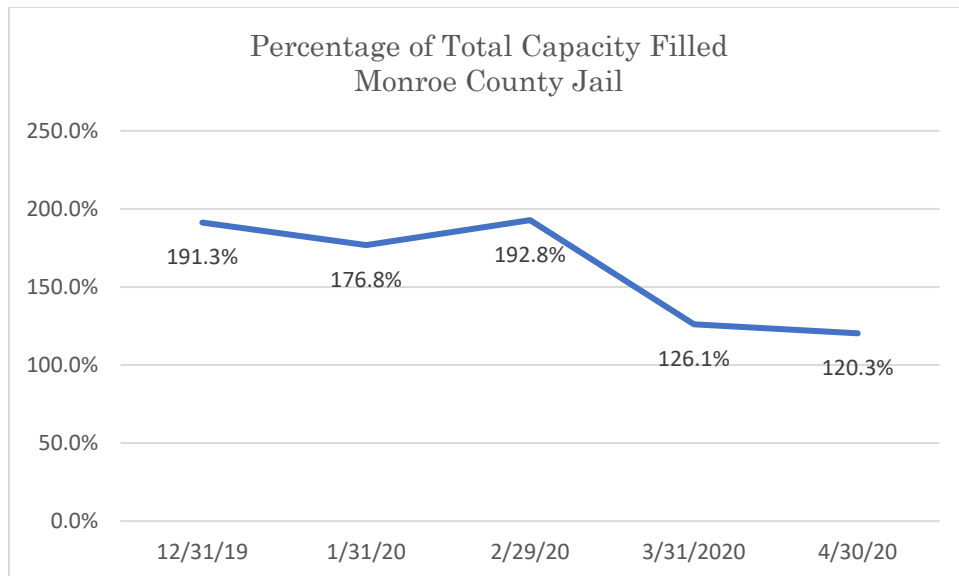
Data Source: Tennessee Department of Correction (TDOC) Jail Summary Report-12/2019-04/2020



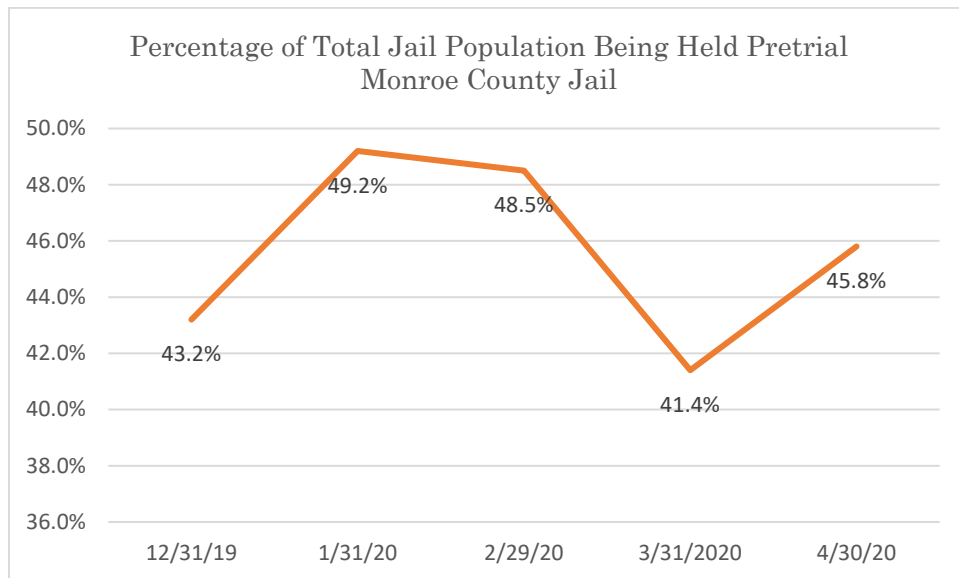
Data Source: Tennessee Department of Correction (TDOC) Jail Summary Report-12/2019-04/2020

Corresponding data can be found on the “Tennessee Department of Correction Raw Jail Data” table starting on page 140.

Monroe County Jail



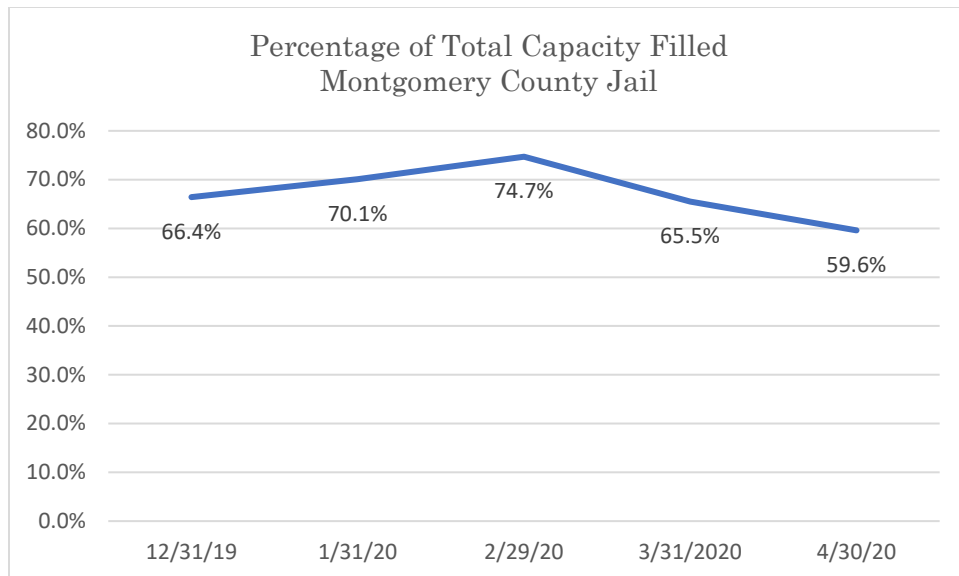
Data Source: Tennessee Department of Correction (TDOC) Jail Summary Report-12/2019-04/2020



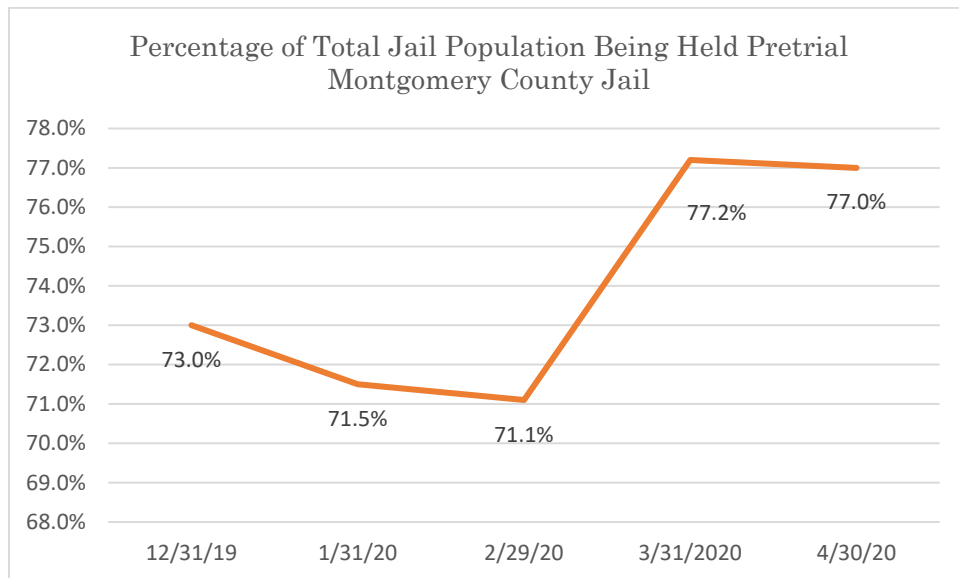
Data Source: Tennessee Department of Correction (TDOC) Jail Summary Report-12/2019-04/2020

Corresponding data can be found on the “Tennessee Department of Correction Raw Jail Data” table starting on page 140.

Montgomery County Jail



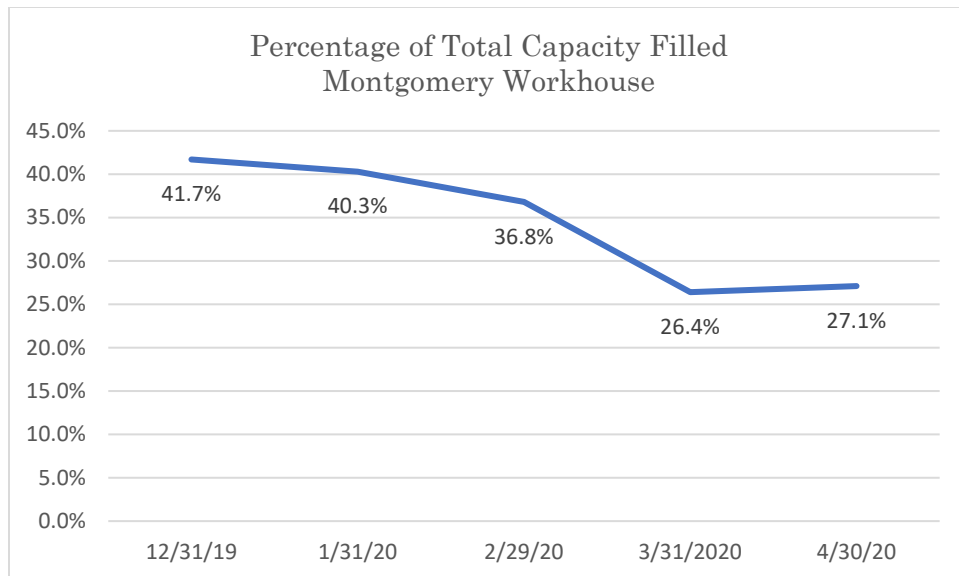
Data Source: Tennessee Department of Correction (TDOC) Jail Summary Report-12/2019-04/2020



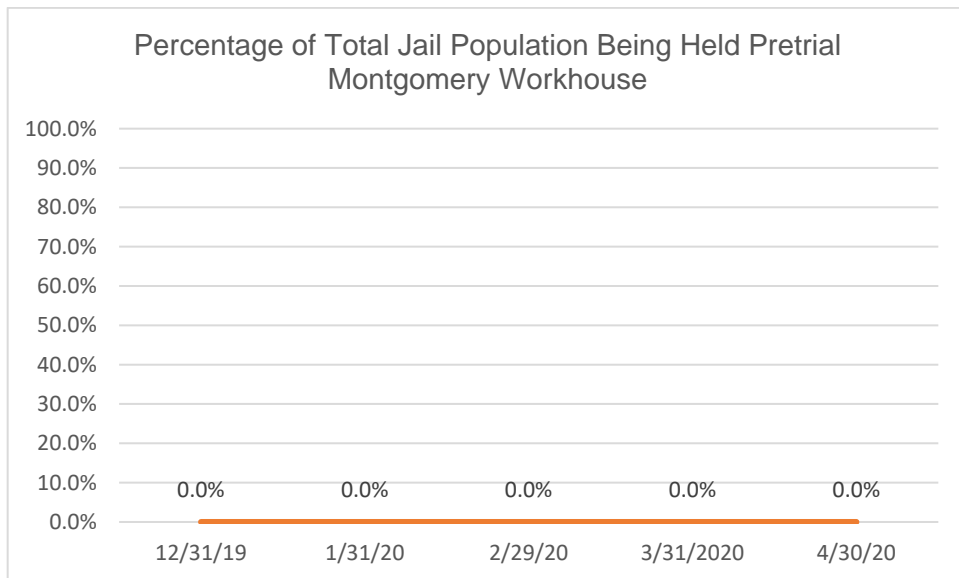
Data Source: Tennessee Department of Correction (TDOC) Jail Summary Report-12/2019-04/2020

Corresponding data can be found on the “Tennessee Department of Correction Raw Jail Data” table starting on page 140.

Montgomery Workhouse



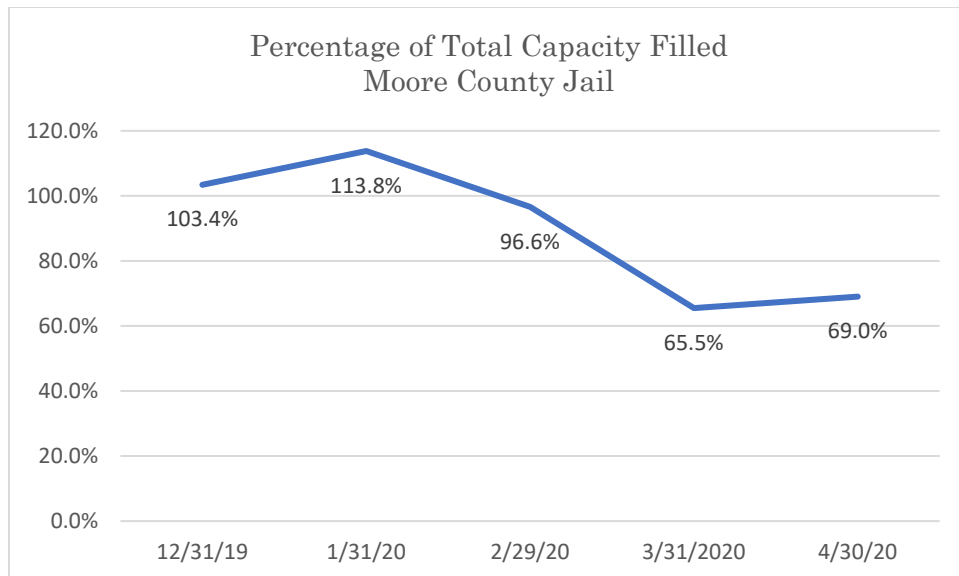
Data Source: Tennessee Department of Correction (TDOC) Jail Summary Report-12/2019-04/2020



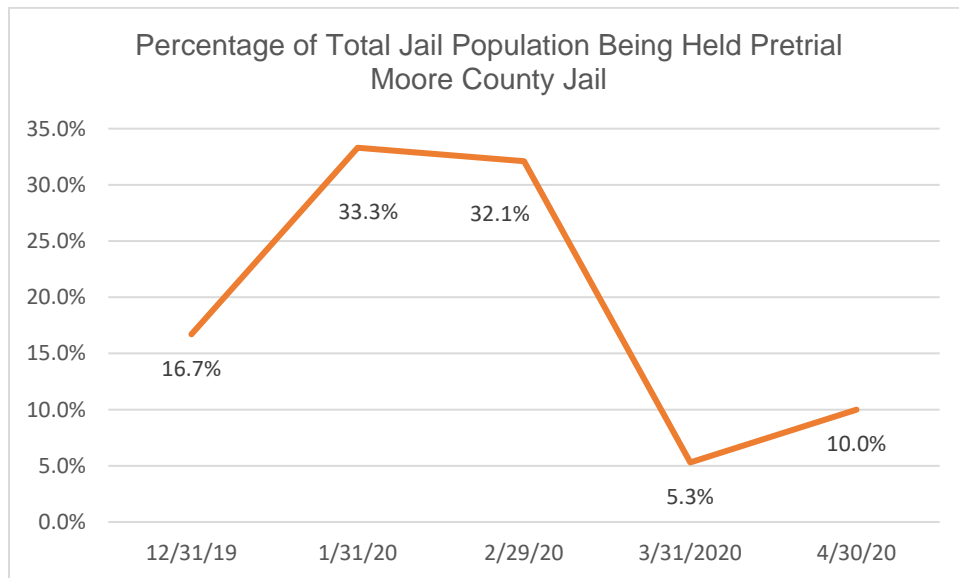
Data Source: Tennessee Department of Correction (TDOC) Jail Summary Report-12/2019-04/2020

Corresponding data can be found on the “Tennessee Department of Correction Raw Jail Data” table starting on page 140.

Moore County Jail



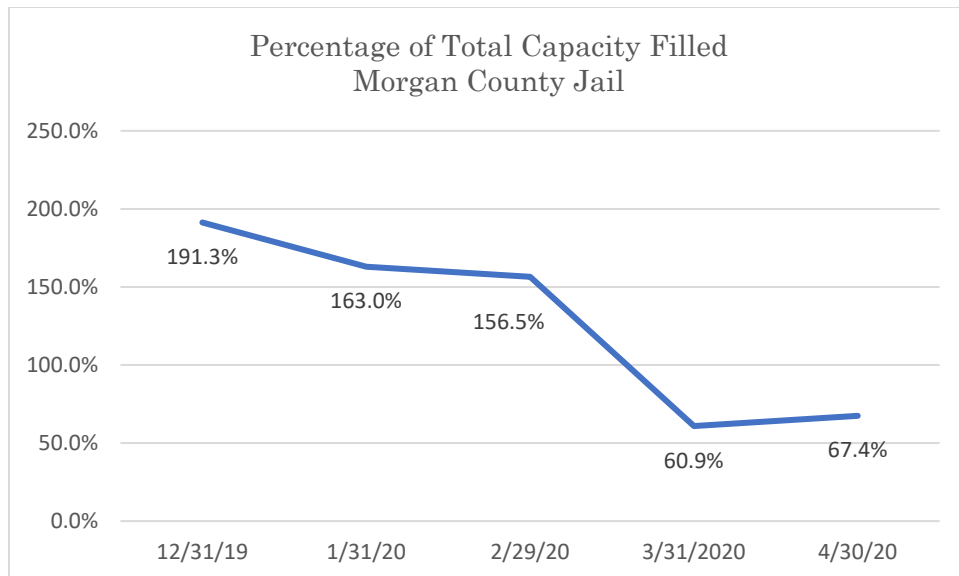
Data Source: Tennessee Department of Correction (TDOC) Jail Summary Report-12/2019-04/2020



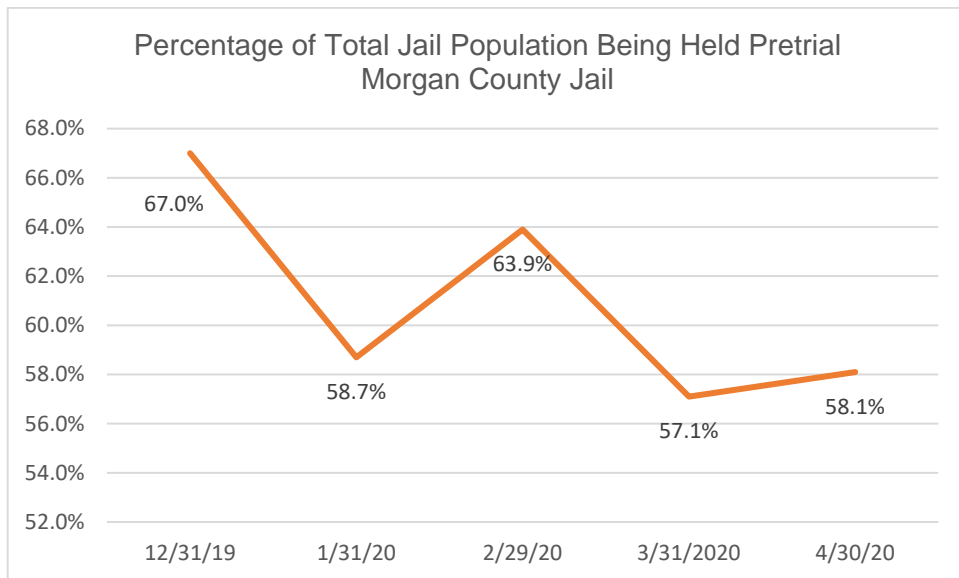
Data Source: Tennessee Department of Correction (TDOC) Jail Summary Report-12/2019-04/2020

Corresponding data can be found on the “Tennessee Department of Correction Raw Jail Data” table starting on page 140.

Morgan County Jail



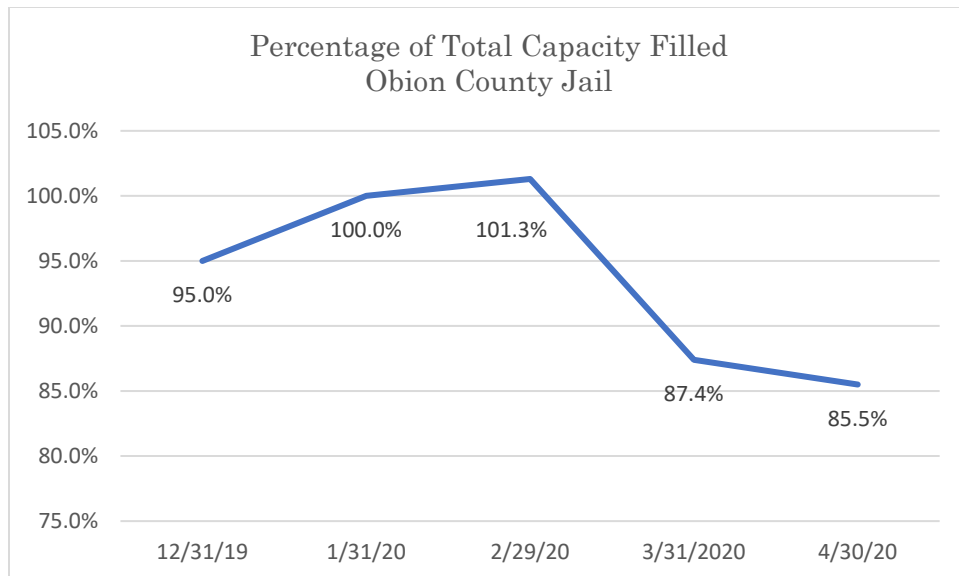
Data Source: Tennessee Department of Correction (TDOC) Jail Summary Report-12/2019-04/2020



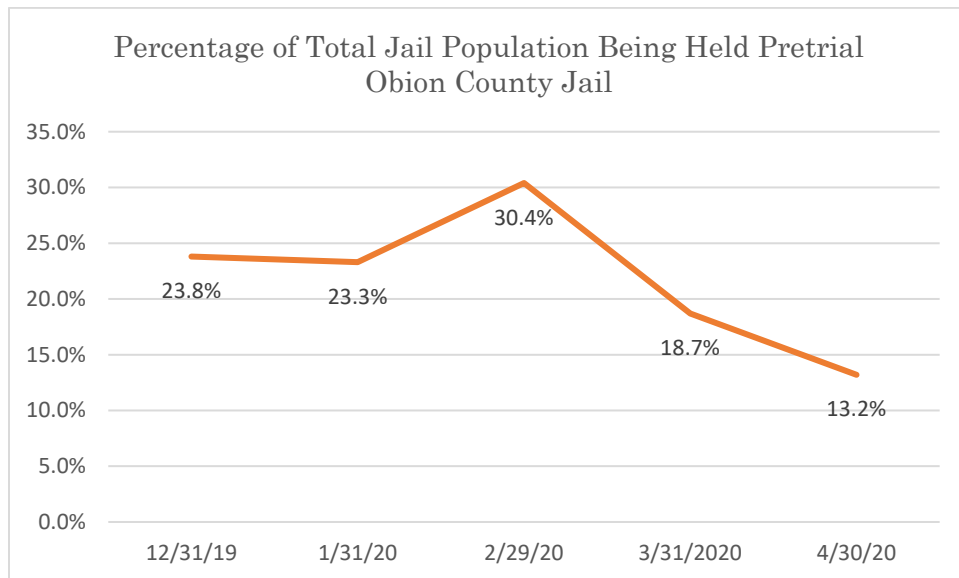
Data Source: Tennessee Department of Correction (TDOC) Jail Summary Report-12/2019-04/2020

Corresponding data can be found on the “Tennessee Department of Correction Raw Jail Data” table starting on page 140.

Obion County Jail



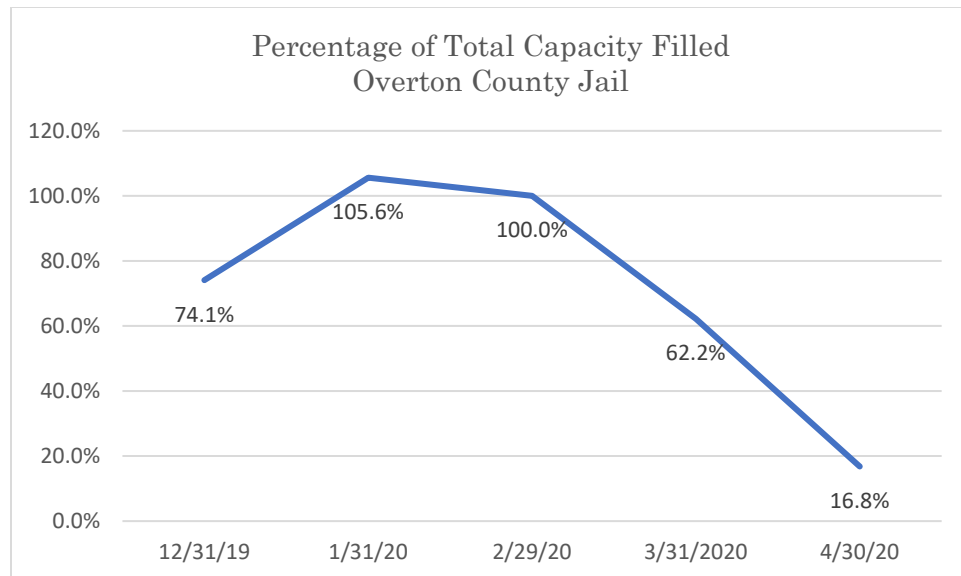
Data Source: Tennessee Department of Correction (TDOC) Jail Summary Report-12/2019-04/2020



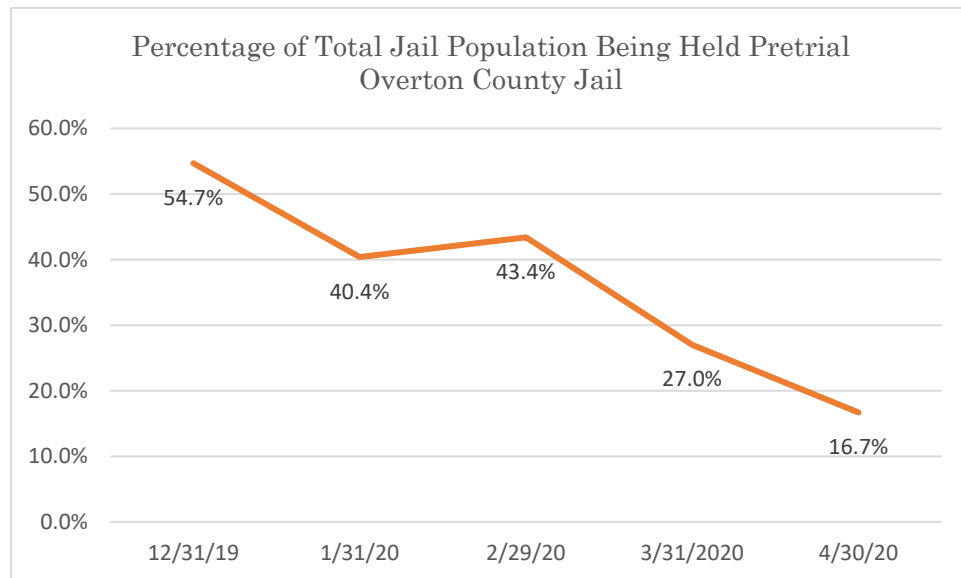
Data Source: Tennessee Department of Correction (TDOC) Jail Summary Report-12/2019-04/2020

Corresponding data can be found on the “Tennessee Department of Correction Raw Jail Data” table starting on page 140.

Overton County Jail



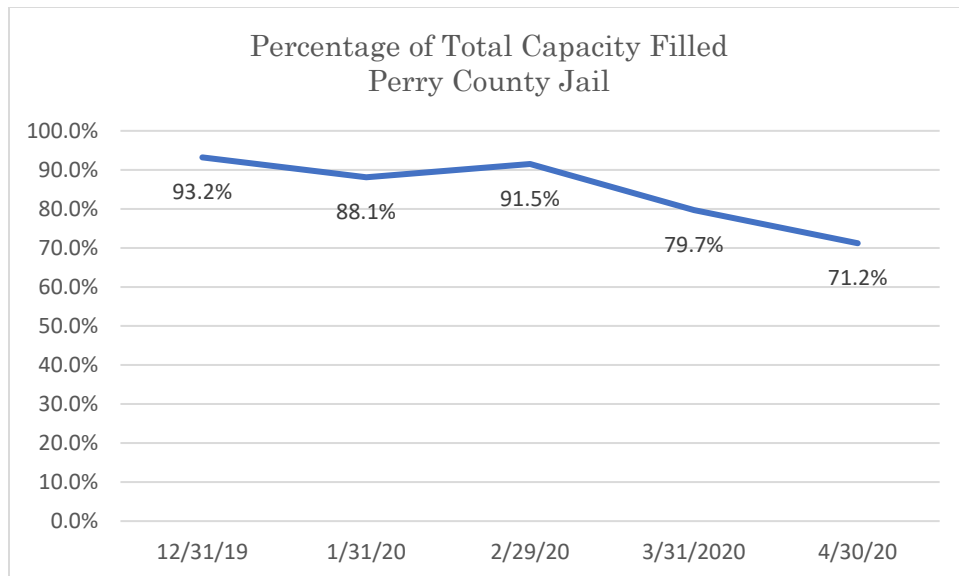
Data Source: Tennessee Department of Correction (TDOC) Jail Summary Report-12/2019-04/2020



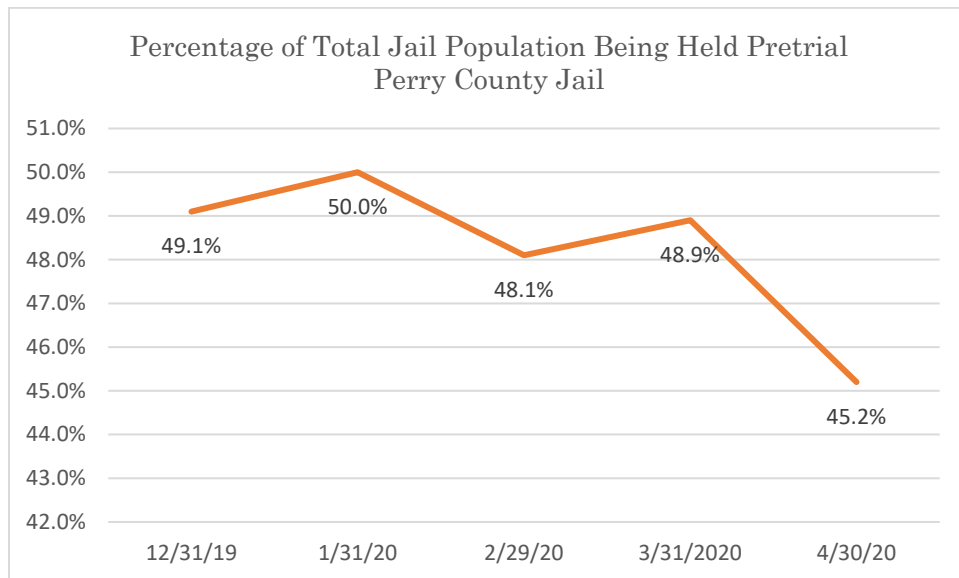
Data Source: Tennessee Department of Correction (TDOC) Jail Summary Report-12/2019-04/2020

Corresponding data can be found on the “Tennessee Department of Correction Raw Jail Data” table starting on page 140.

Perry County Jail



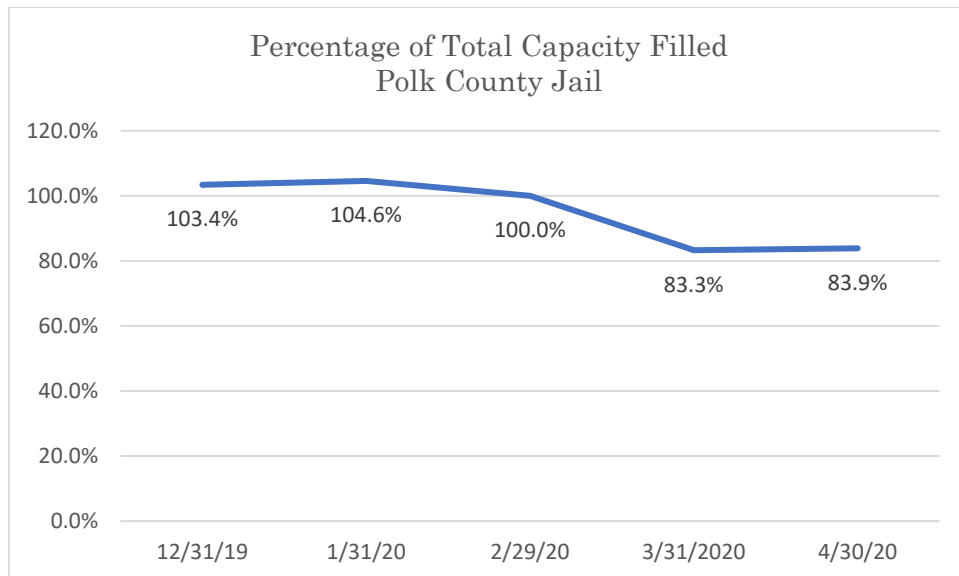
Data Source: Tennessee Department of Correction (TDOC) Jail Summary Report-12/2019-04/2020



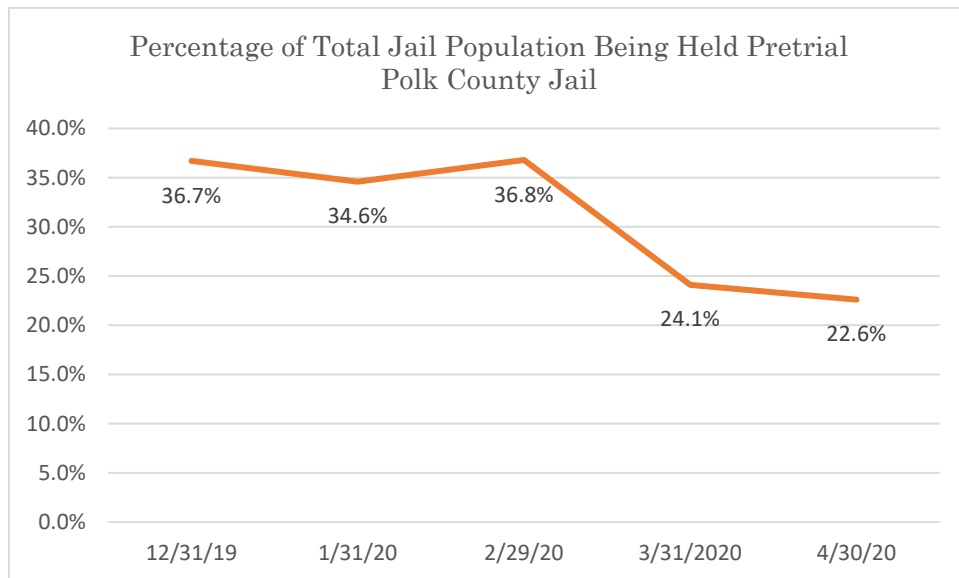
Data Source: Tennessee Department of Correction (TDOC) Jail Summary Report-12/2019-04/2020

Corresponding data can be found on the “Tennessee Department of Correction Raw Jail Data” table starting on page 140.

Polk County Jail



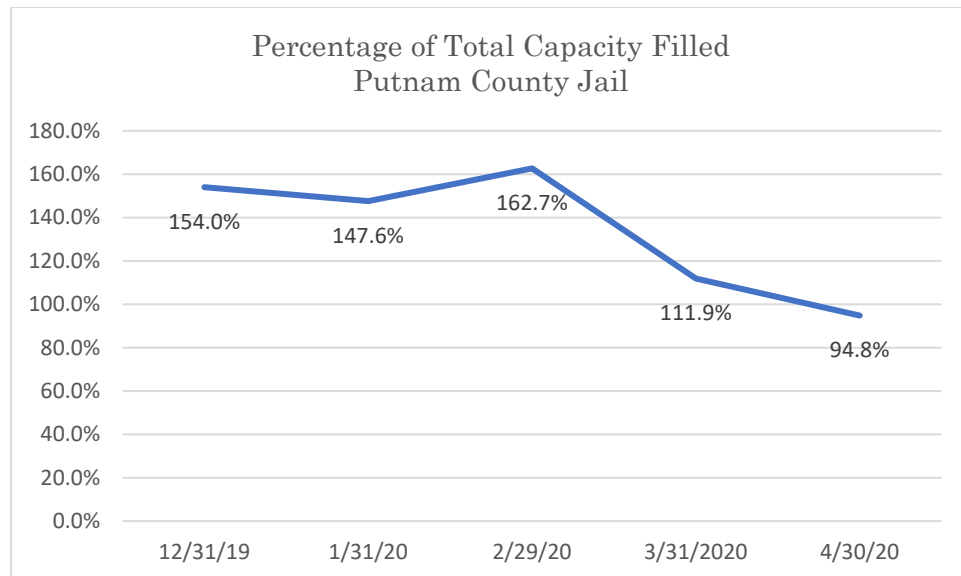
Data Source: Tennessee Department of Correction (TDOC) Jail Summary Report-12/2019-04/2020



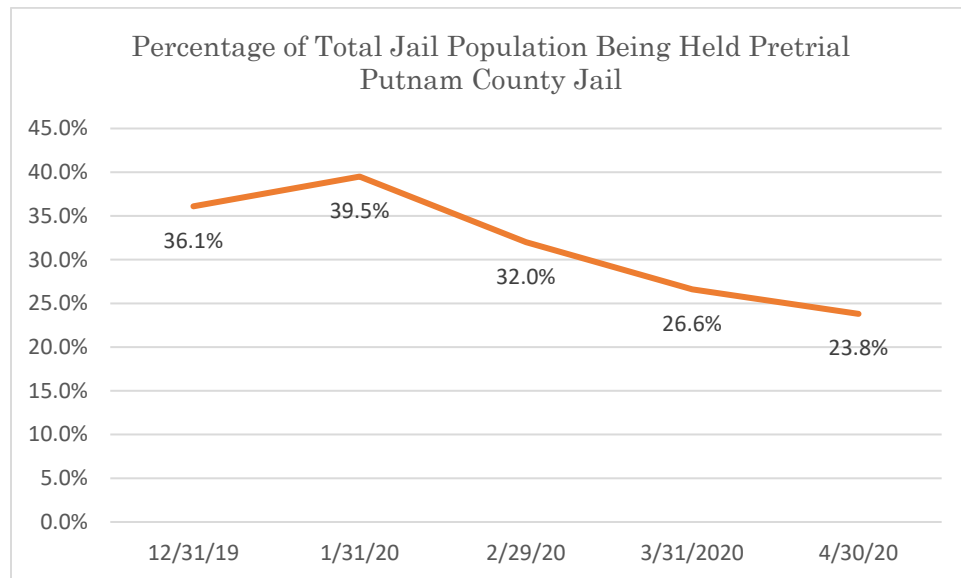
Data Source: Tennessee Department of Correction (TDOC) Jail Summary Report-12/2019-04/2020

Corresponding data can be found on the “Tennessee Department of Correction Raw Jail Data” table starting on page 140.

Putnam County Jail



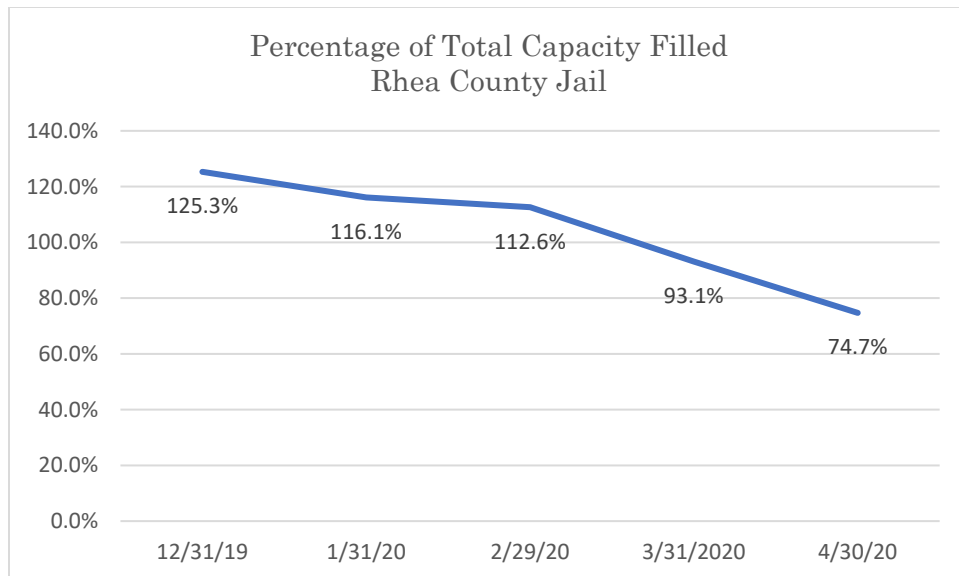
Data Source: Tennessee Department of Correction (TDOC) Jail Summary Report-12/2019-04/2020



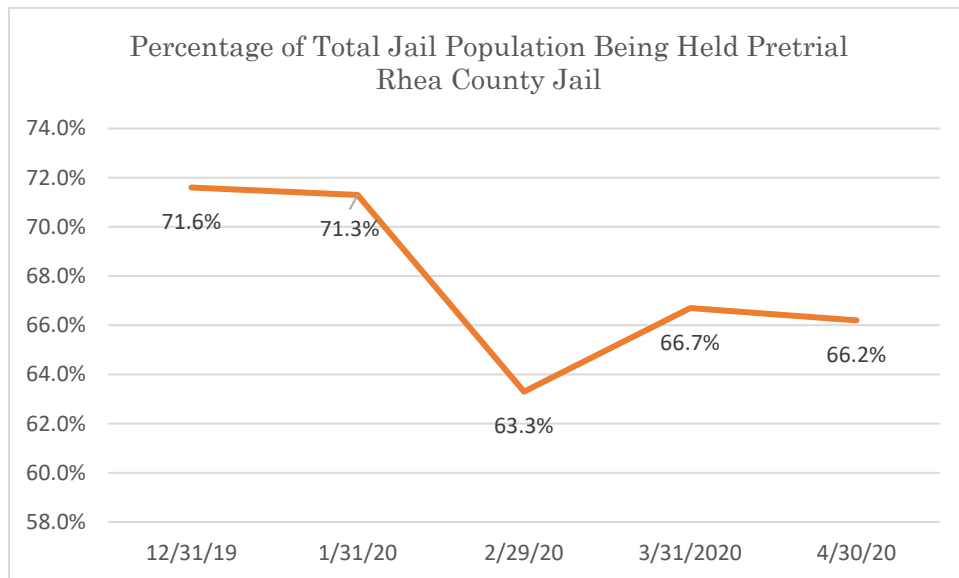
Data Source: Tennessee Department of Correction (TDOC) Jail Summary Report-12/2019-04/2020

Corresponding data can be found on the “Tennessee Department of Correction Raw Jail Data” table starting on page 140.

Rhea County Jail



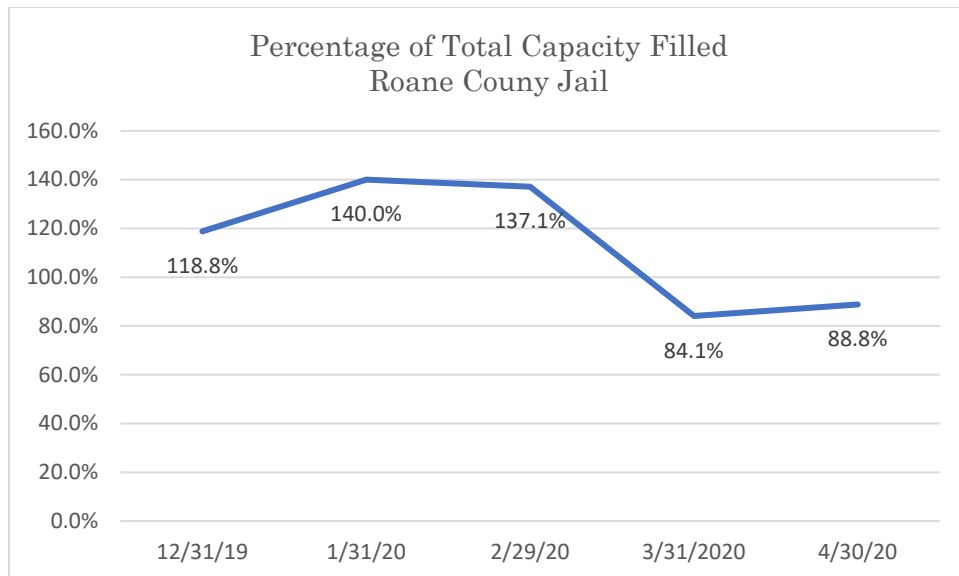
Data Source: Tennessee Department of Correction (TDOC) Jail Summary Report-12/2019-04/2020



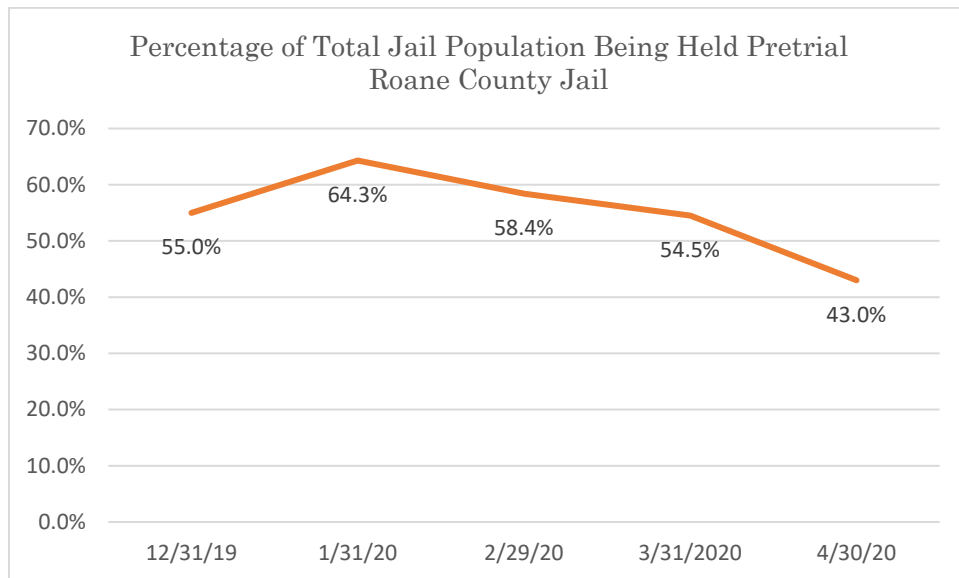
Data Source: Tennessee Department of Correction (TDOC) Jail Summary Report-12/2019-04/2020

Corresponding data can be found on the “Tennessee Department of Correction Raw Jail Data” table starting on page 140.

Roane County Jail



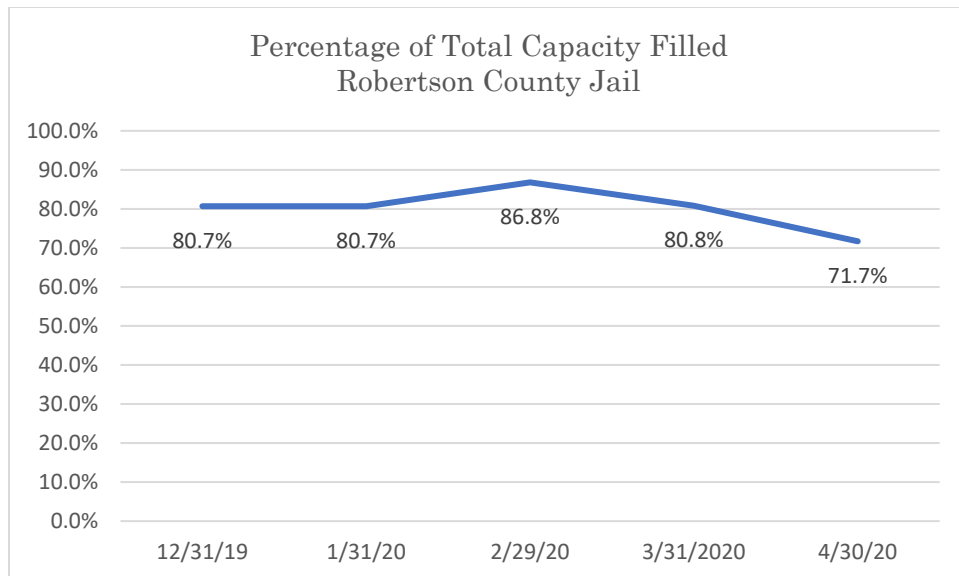
Data Source: Tennessee Department of Correction (TDOC) Jail Summary Report-12/2019-04/2020



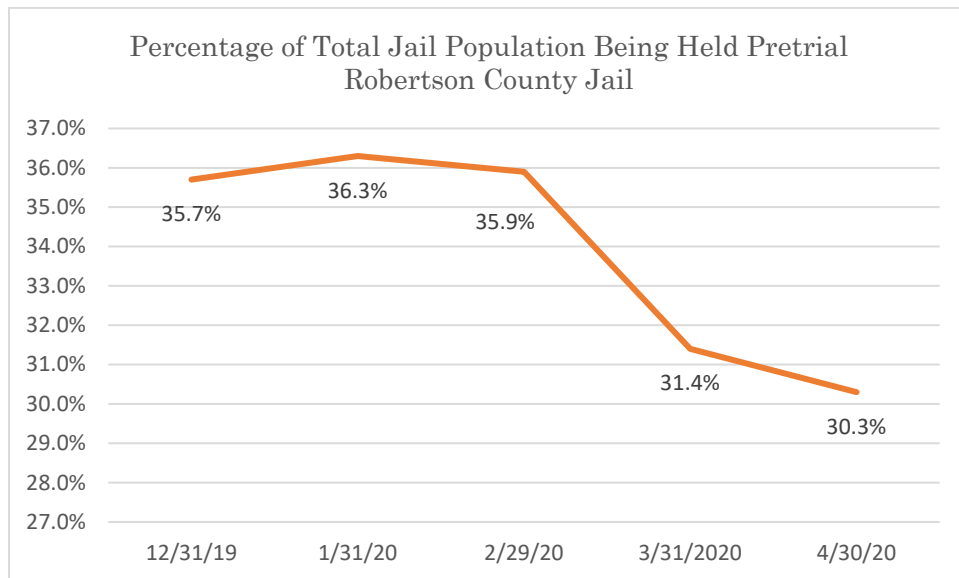
Data Source: Tennessee Department of Correction (TDOC) Jail Summary Report-12/2019-04/2020

Corresponding data can be found on the “Tennessee Department of Correction Raw Jail Data” table starting on page 140.

Robertson County Jail



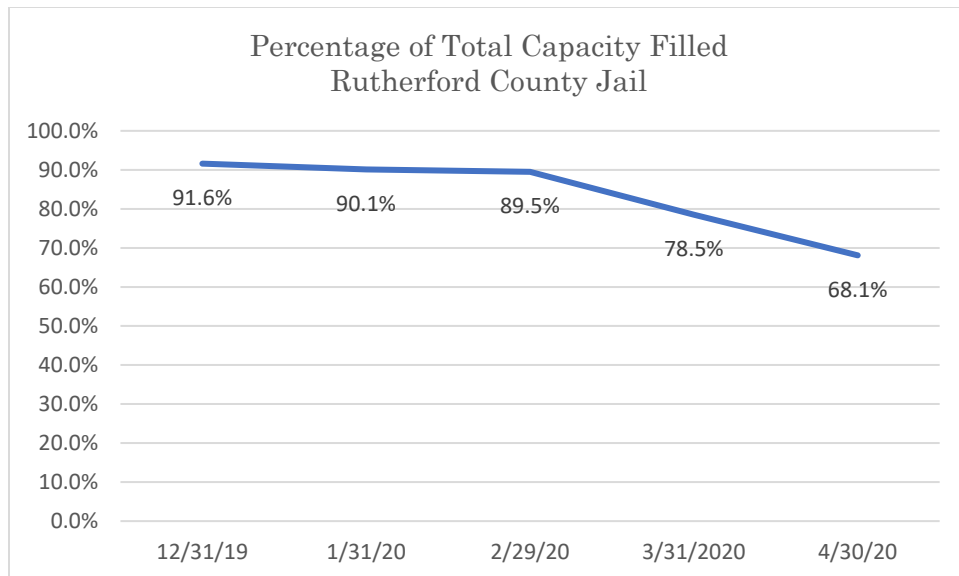
Data Source: Tennessee Department of Correction (TDOC) Jail Summary Report-12/2019-04/2020



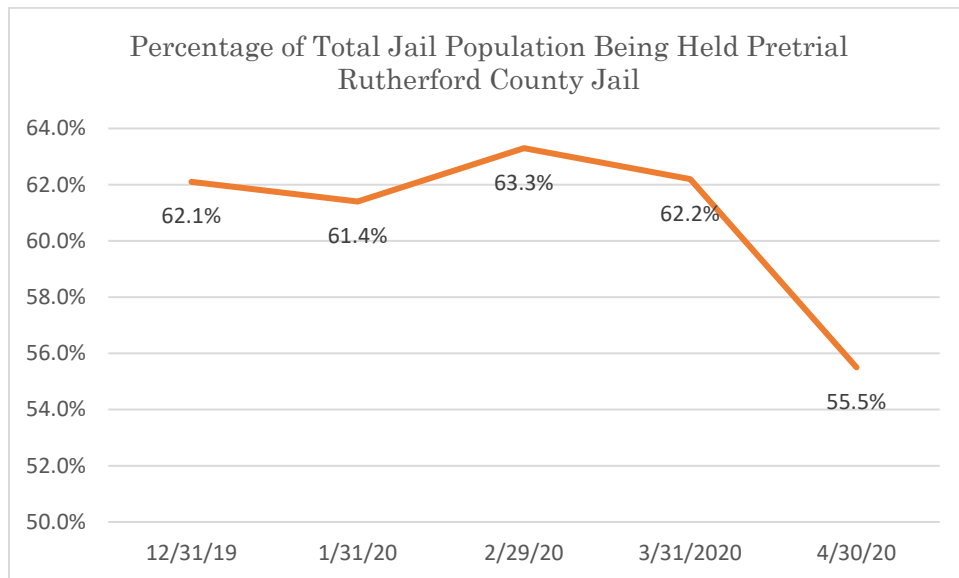
Data Source: Tennessee Department of Correction (TDOC) Jail Summary Report-12/2019-04/2020

Corresponding data can be found on the “Tennessee Department of Correction Raw Jail Data” table starting on page 140.

Rutherford County Jail



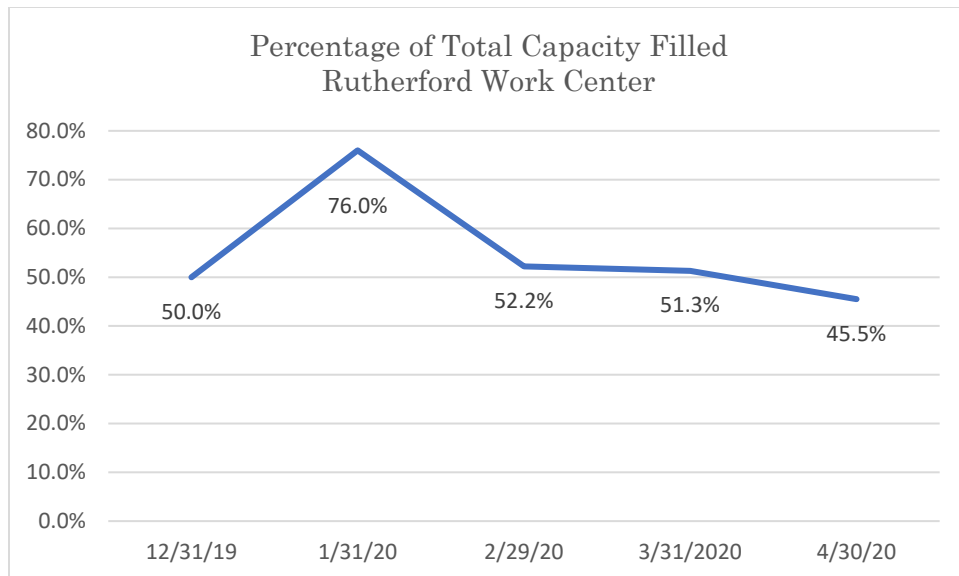
Data Source: Tennessee Department of Correction (TDOC) Jail Summary Report-12/2019-04/2020



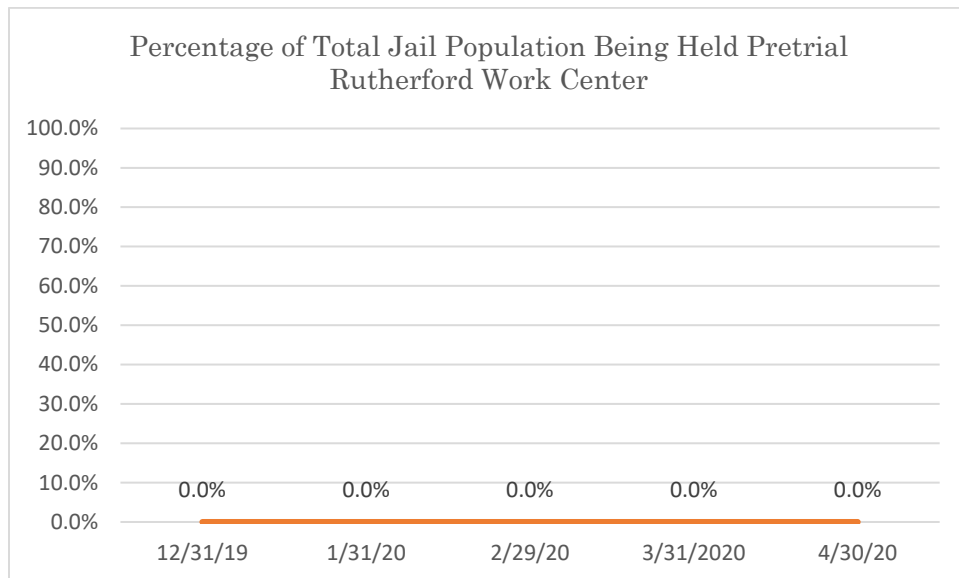
Data Source: Tennessee Department of Correction (TDOC) Jail Summary Report-12/2019-04/2020

Corresponding data can be found on the “Tennessee Department of Correction Raw Jail Data” table starting on page 140.

Rutherford Work Center



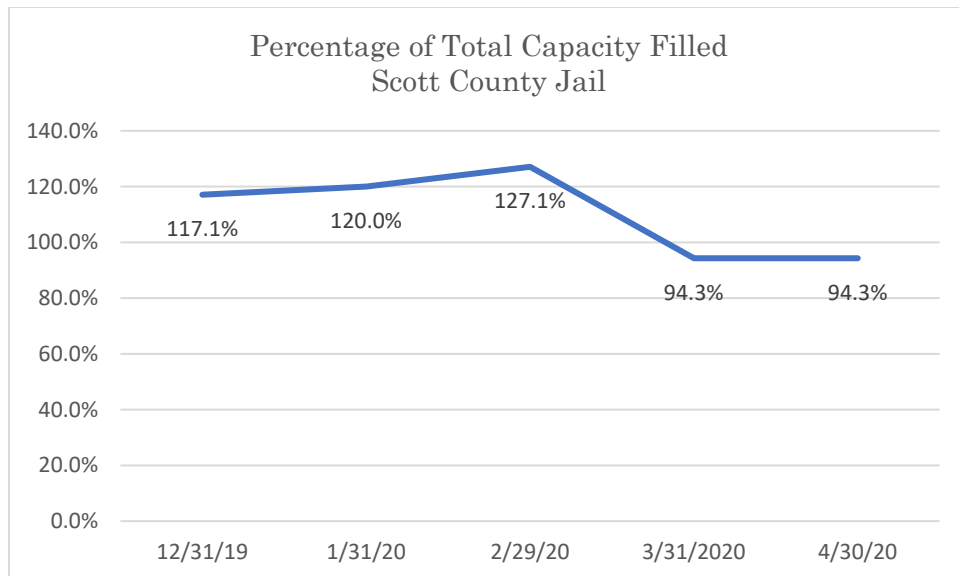
Data Source: Tennessee Department of Correction (TDOC) Jail Summary Report-12/2019-04/2020



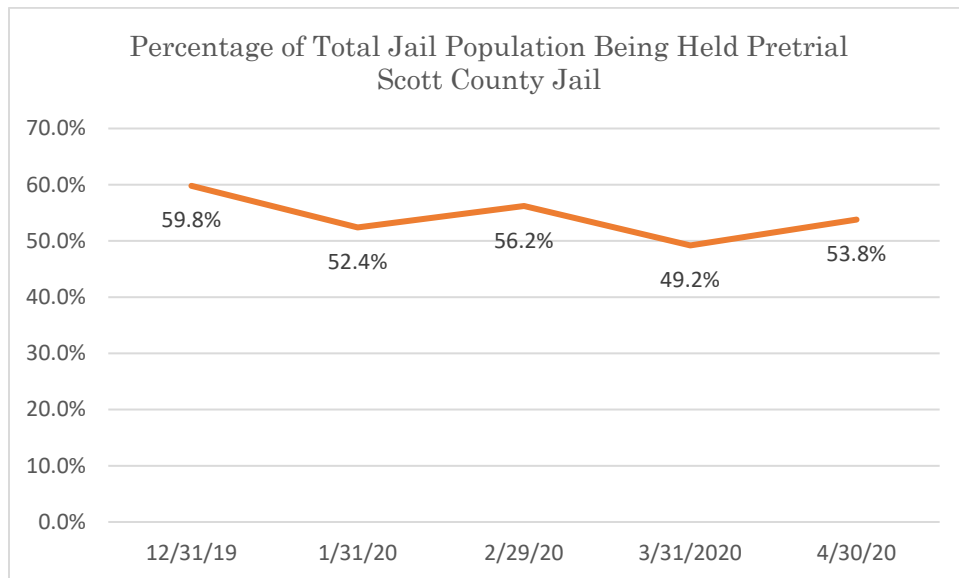
Data Source: Tennessee Department of Correction (TDOC) Jail Summary Report-12/2019-04/2020

Corresponding data can be found on the “Tennessee Department of Correction Raw Jail Data” table starting on page 140.

Scott County Jail



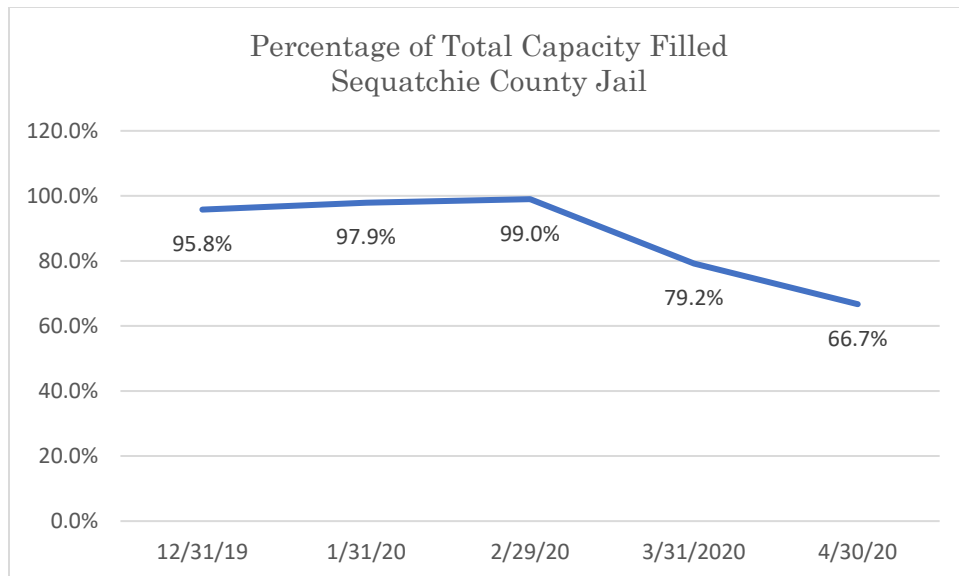
Data Source: Tennessee Department of Correction (TDOC) Jail Summary Report-12/2019-04/2020



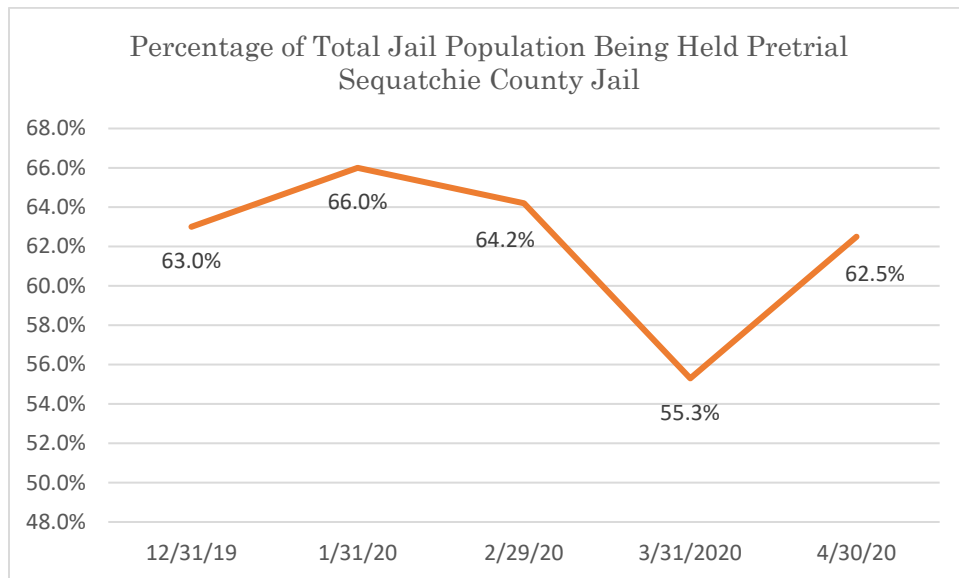
Data Source: Tennessee Department of Correction (TDOC) Jail Summary Report-12/2019-04/2020

Corresponding data can be found on the “Tennessee Department of Correction Raw Jail Data” table starting on page 140.

Sequatchie County Jail



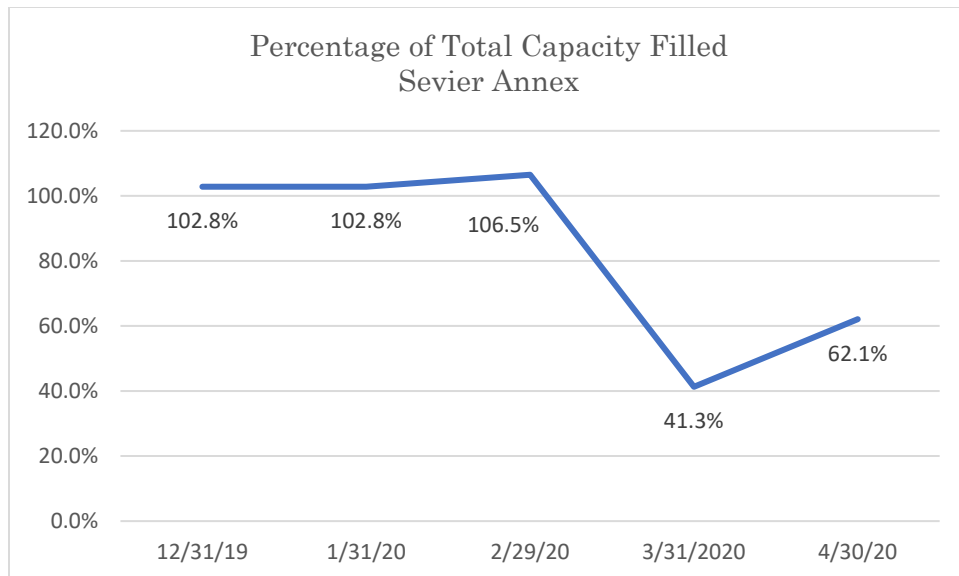
Data Source: Tennessee Department of Correction (TDOC) Jail Summary Report-12/2019-04/2020



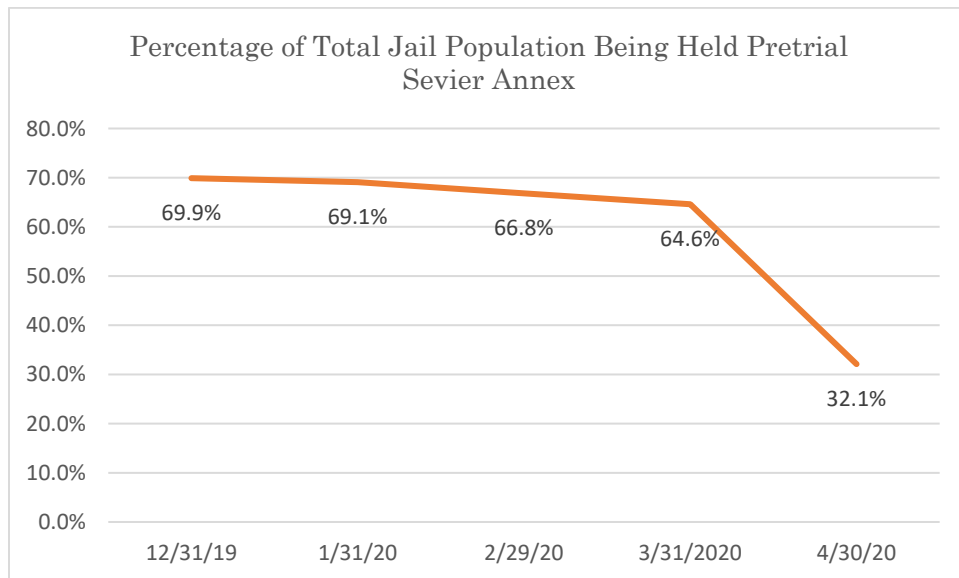
Data Source: Tennessee Department of Correction (TDOC) Jail Summary Report-12/2019-04/2020

Corresponding data can be found on the “Tennessee Department of Correction Raw Jail Data” table starting on page 140.

Sevier Annex



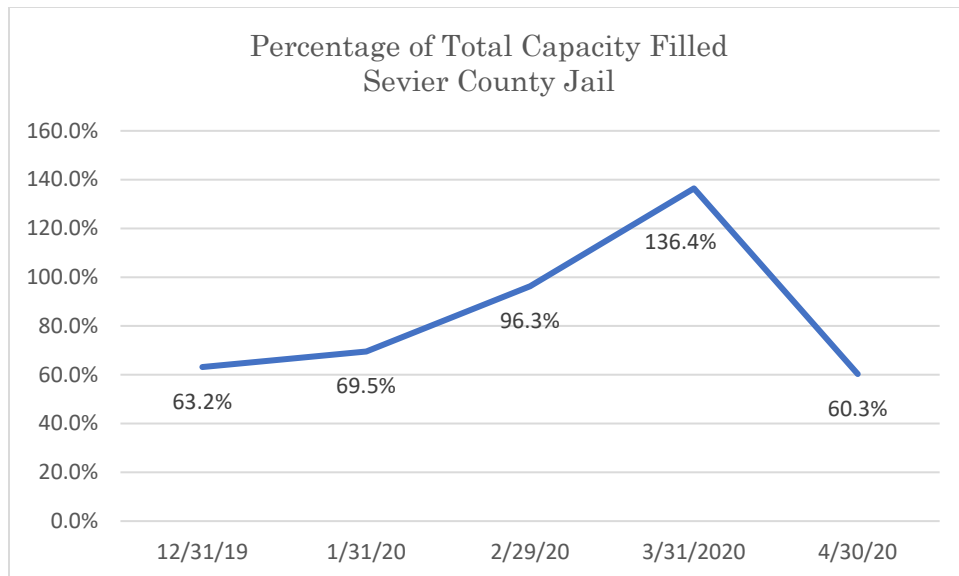
Data Source: Tennessee Department of Correction (TDOC) Jail Summary Report-12/2019-04/2020



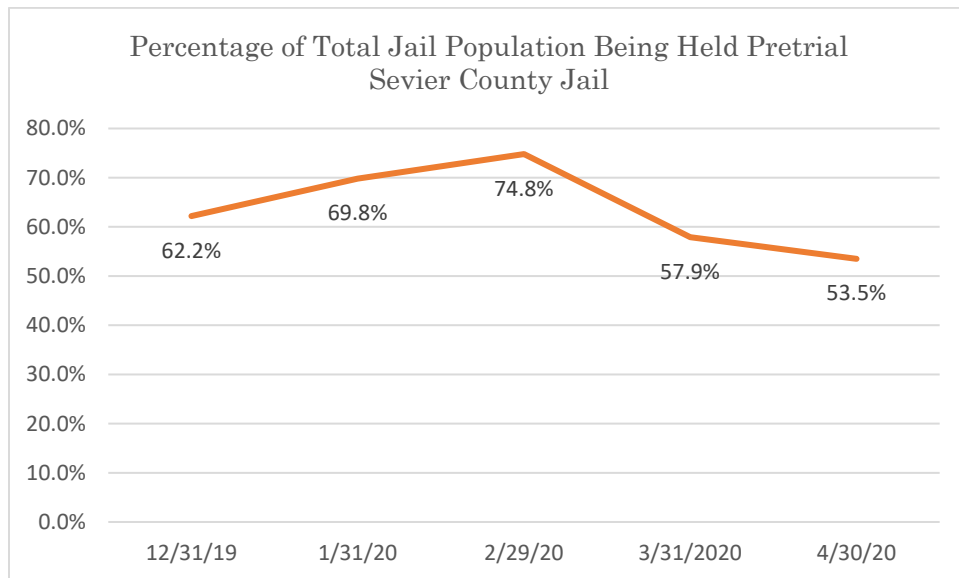
Data Source: Tennessee Department of Correction (TDOC) Jail Summary Report-12/2019-04/2020

Corresponding data can be found on the “Tennessee Department of Correction Raw Jail Data” table starting on page 140.

Sevier County Jail



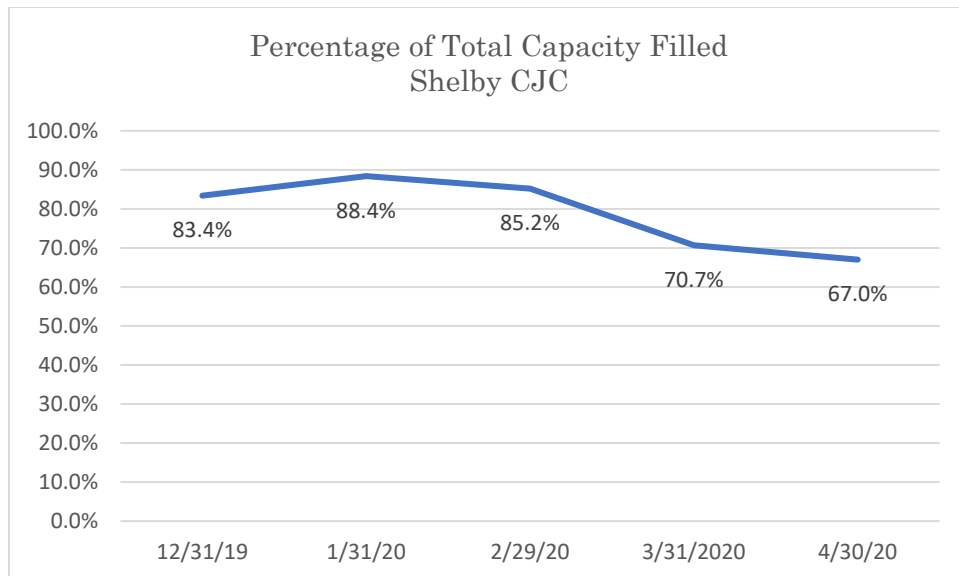
Data Source: Tennessee Department of Correction (TDOC) Jail Summary Report-12/2019-04/2020



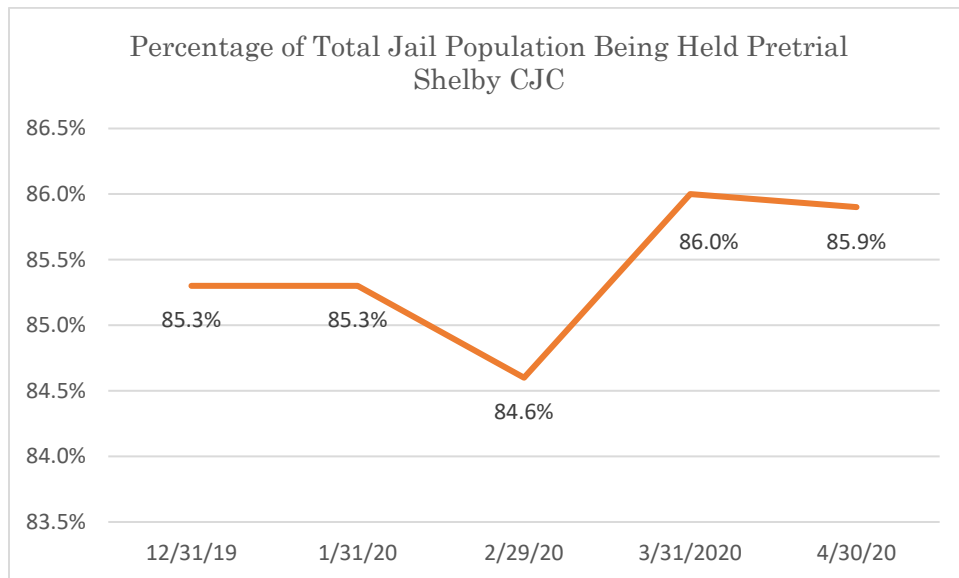
Data Source: Tennessee Department of Correction (TDOC) Jail Summary Report-12/2019-04/2020

Corresponding data can be found on the “Tennessee Department of Correction Raw Jail Data” table starting on page 140.

Shelby CJC



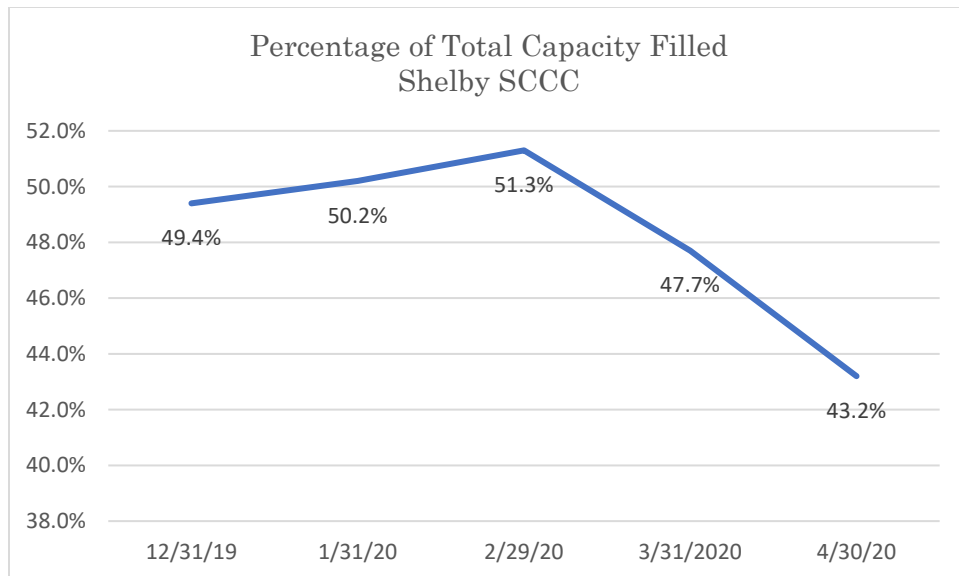
Data Source: Tennessee Department of Correction (TDOC) Jail Summary Report-12/2019-04/2020



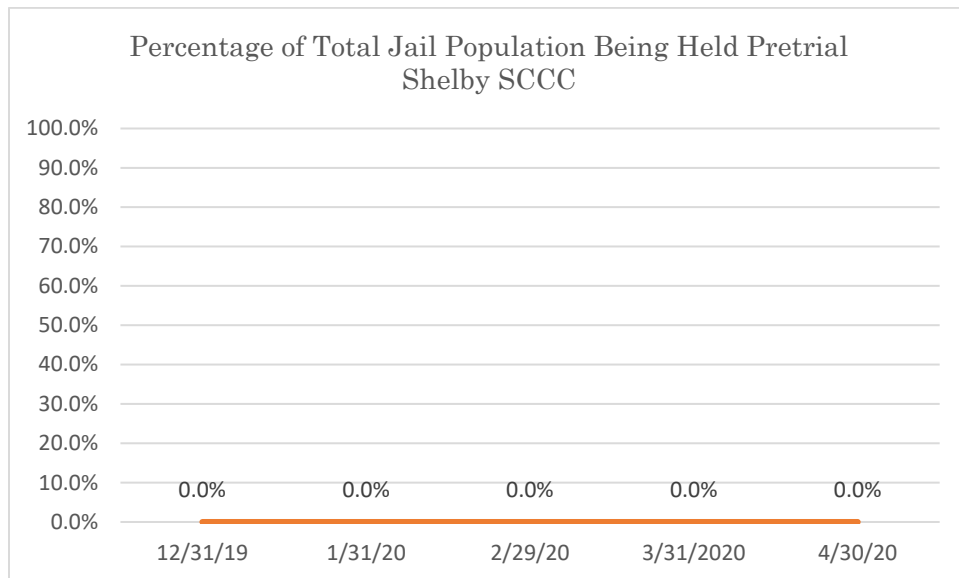
Data Source: Tennessee Department of Correction (TDOC) Jail Summary Report-12/2019-04/2020

Corresponding data can be found on the “Tennessee Department of Correction Raw Jail Data” table starting on page 140.

Shelby SCCC



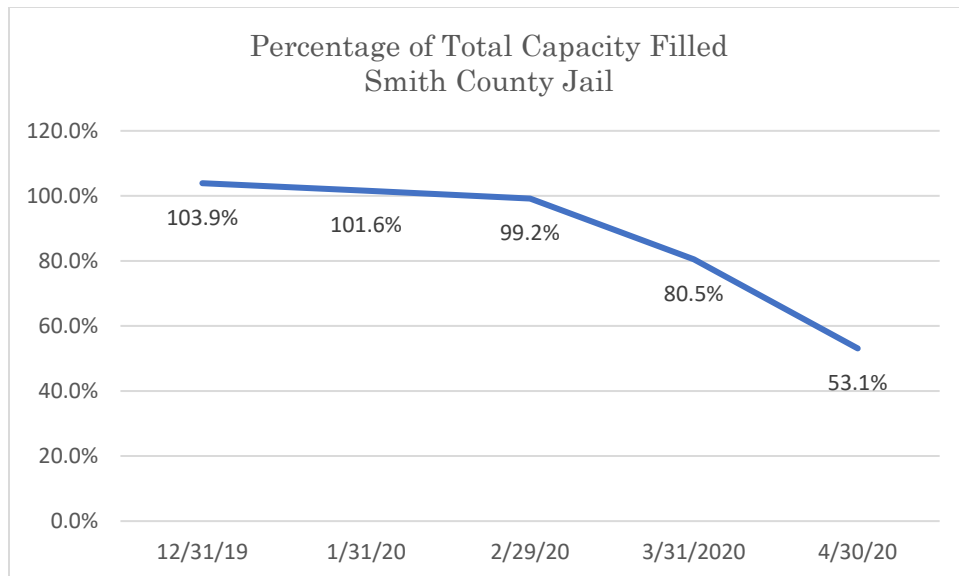
Data Source: Tennessee Department of Correction (TDOC) Jail Summary Report-12/2019-04/2020



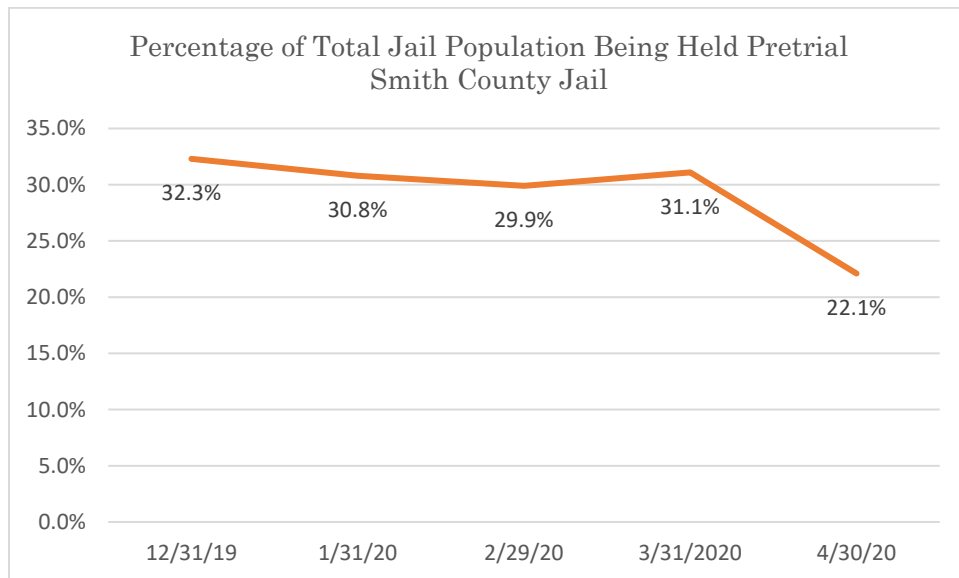
Data Source: Tennessee Department of Correction (TDOC) Jail Summary Report-12/2019-04/2020

Corresponding data can be found on the “Tennessee Department of Correction Raw Jail Data” table starting on page 140.

Smith County Jail



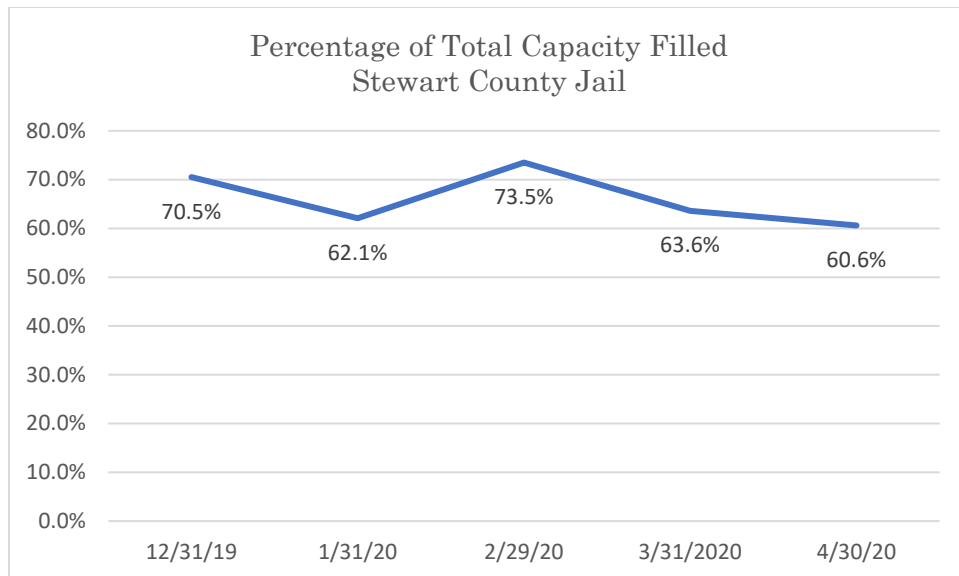
Data Source: Tennessee Department of Correction (TDOC) Jail Summary Report-12/2019-04/2020



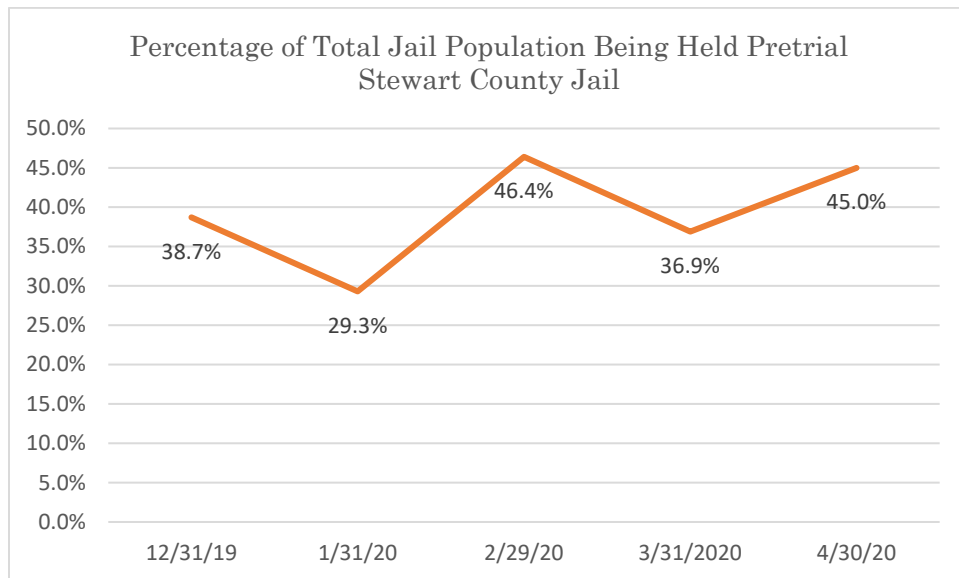
Data Source: Tennessee Department of Correction (TDOC) Jail Summary Report-12/2019-04/2020

Corresponding data can be found on the “Tennessee Department of Correction Raw Jail Data” table starting on page 140.

Stewart County Jail



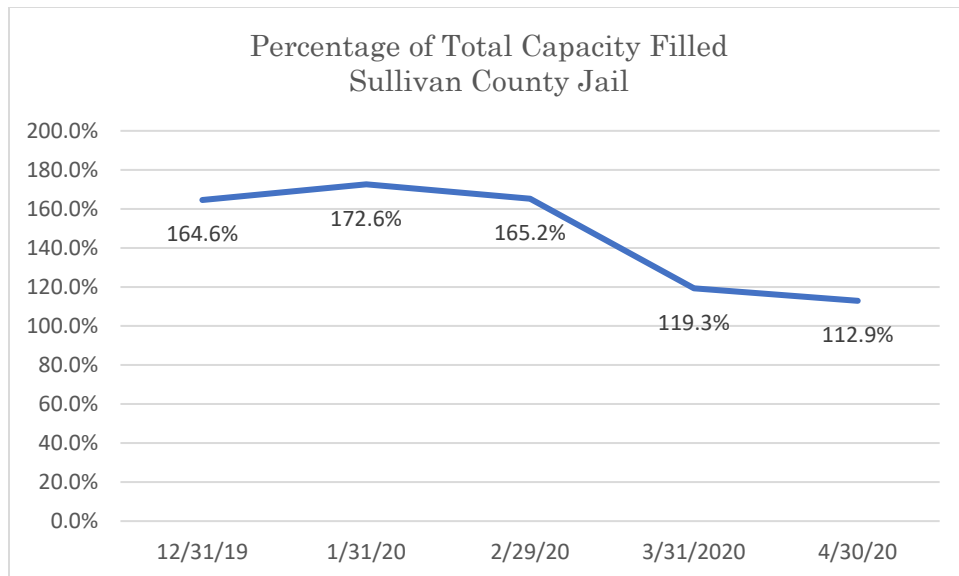
Data Source: Tennessee Department of Correction (TDOC) Jail Summary Report-12/2019-04/2020



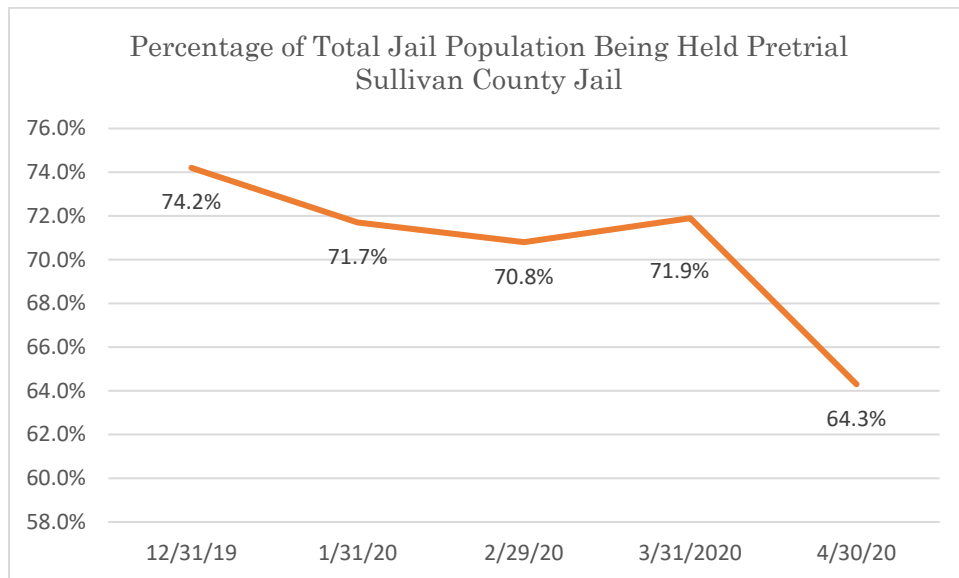
Data Source: Tennessee Department of Correction (TDOC) Jail Summary Report-12/2019-04/2020

Corresponding data can be found on the “Tennessee Department of Correction Raw Jail Data” table starting on page 140.

Sullivan County Jail



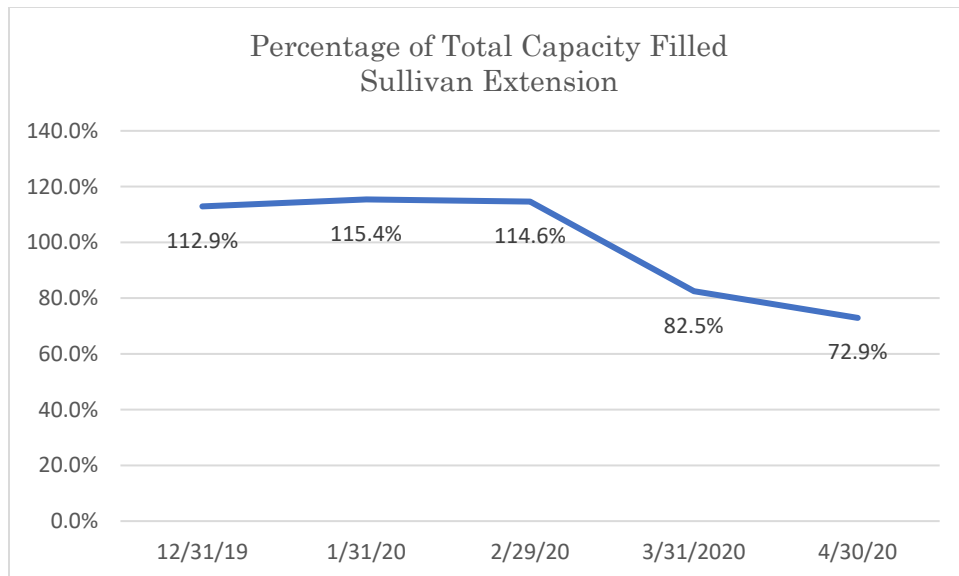
Data Source: Tennessee Department of Correction (TDOC) Jail Summary Report-12/2019-04/2020



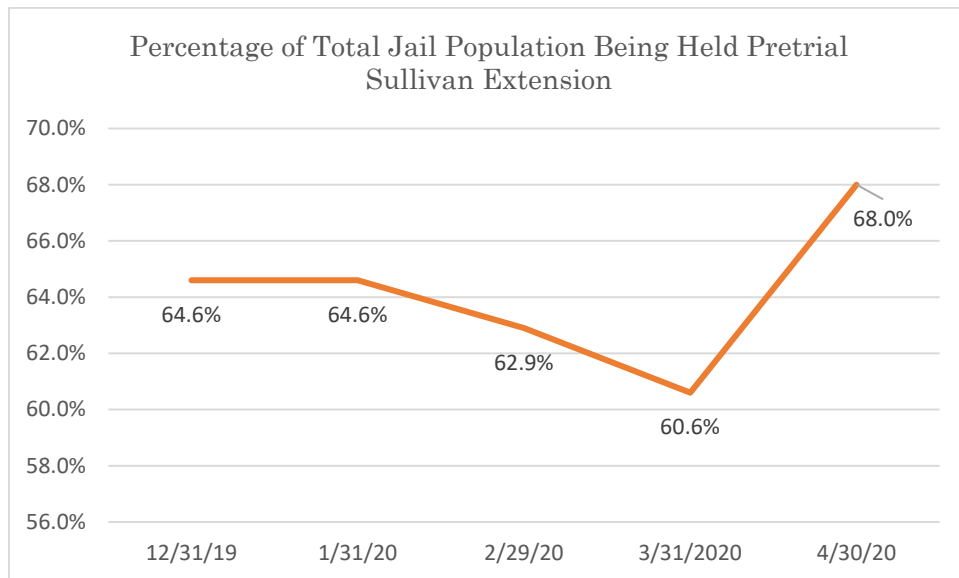
Data Source: Tennessee Department of Correction (TDOC) Jail Summary Report-12/2019-04/2020

Corresponding data can be found on the “Tennessee Department of Correction Raw Jail Data” table starting on page 140.

Sullivan Extension



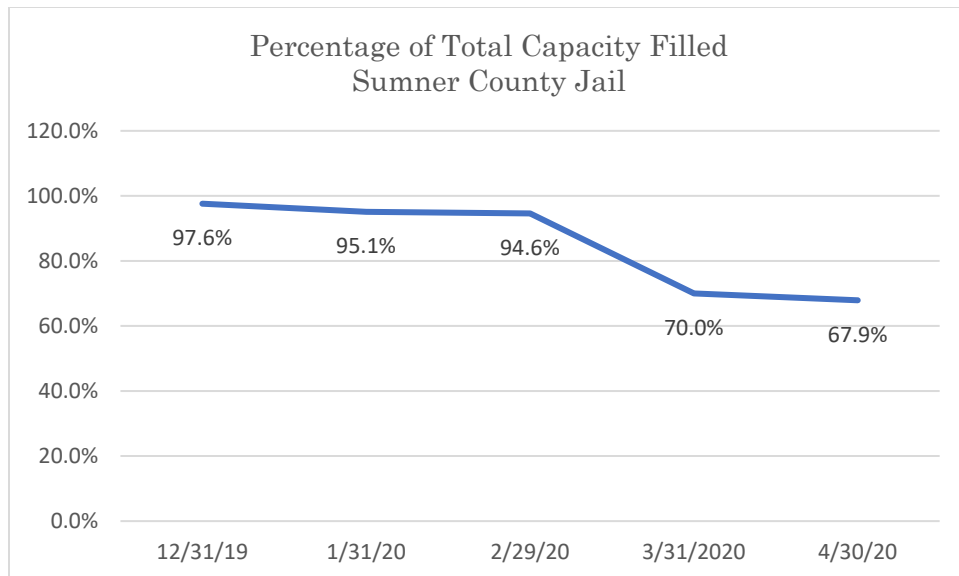
Data Source: Tennessee Department of Correction (TDOC) Jail Summary Report-12/2019-04/2020



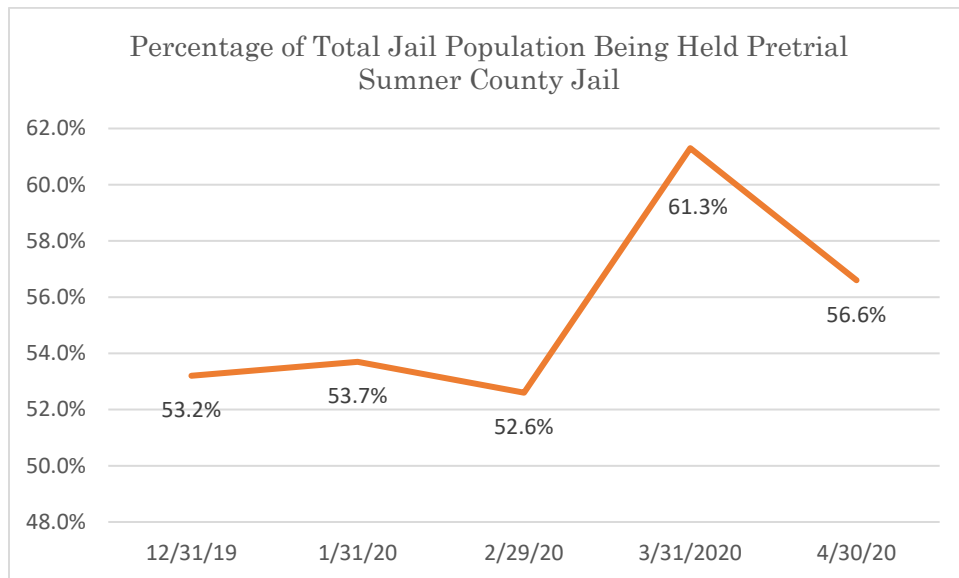
Data Source: Tennessee Department of Correction (TDOC) Jail Summary Report-12/2019-04/2020

Corresponding data can be found on the “Tennessee Department of Correction Raw Jail Data” table starting on page 140.

Sumner County Jail



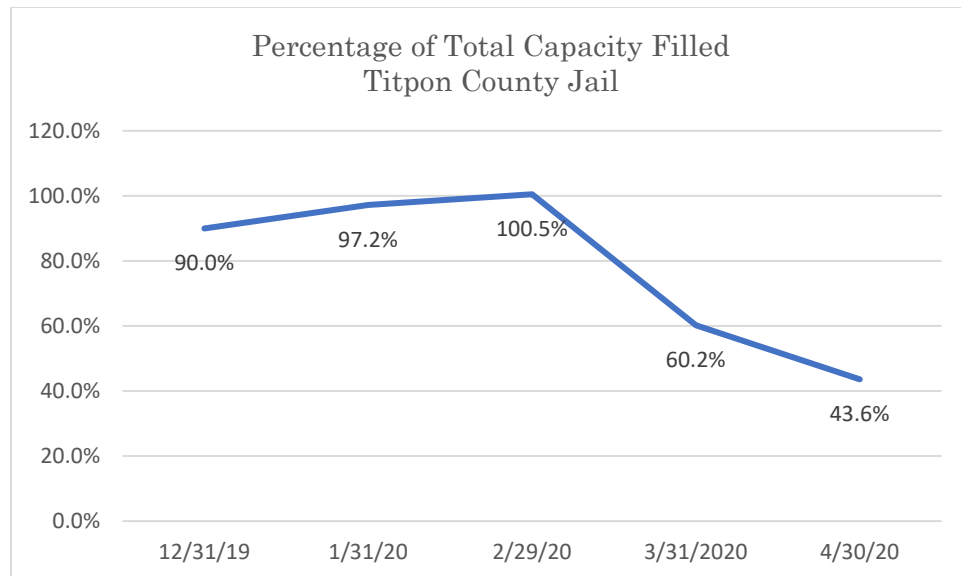
Data Source: Tennessee Department of Correction (TDOC) Jail Summary Report-12/2019-04/2020



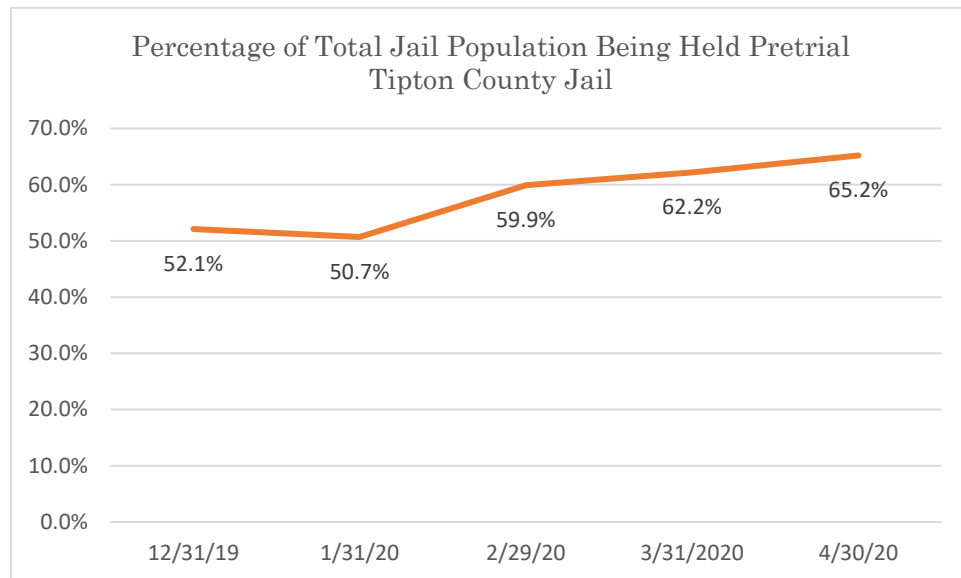
Data Source: Tennessee Department of Correction (TDOC) Jail Summary Report-12/2019-04/2020

Corresponding data can be found on the “Tennessee Department of Correction Raw Jail Data” table starting on page 140.

Tipton County Jail



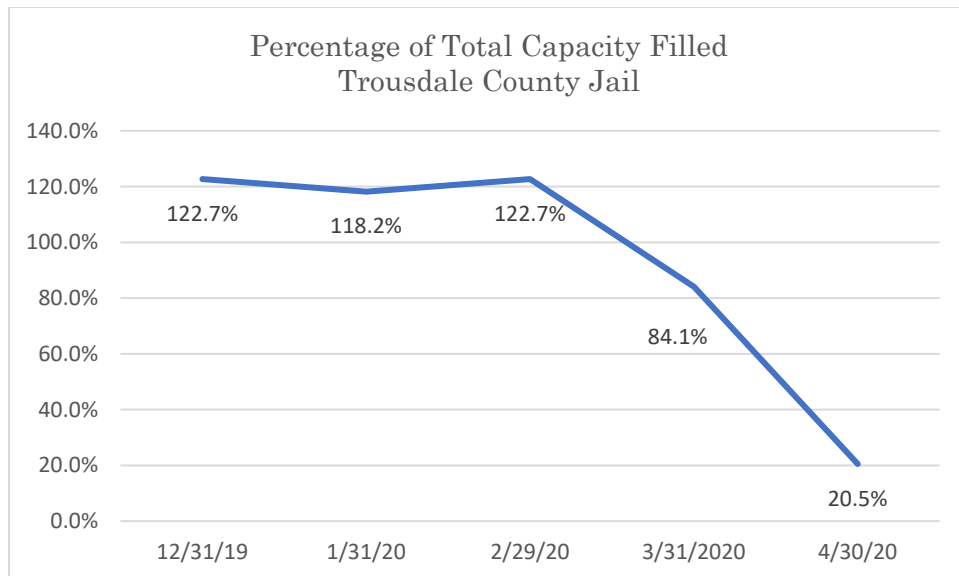
Data Source: Tennessee Department of Correction (TDOC) Jail Summary Report-12/2019-04/2020



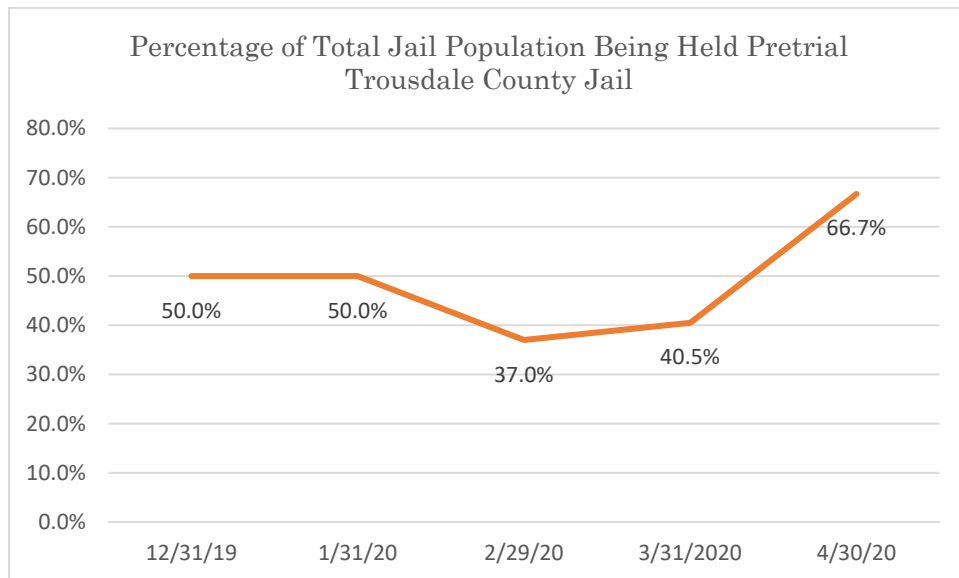
Data Source: Tennessee Department of Correction (TDOC) Jail Summary Report-12/2019-04/2020

Corresponding data can be found on the “Tennessee Department of Correction Raw Jail Data” table starting on page 140.

Trousdale County Jail



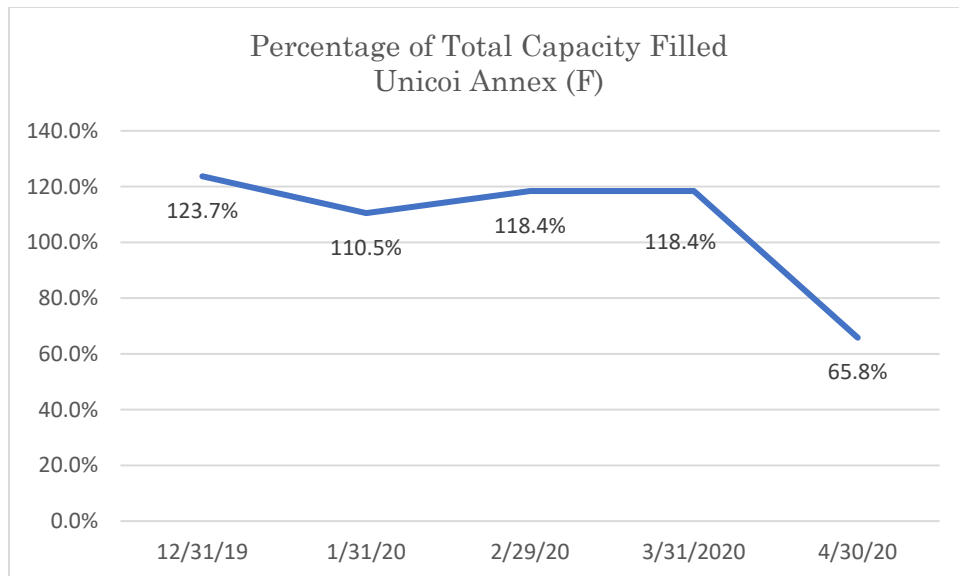
Data Source: Tennessee Department of Correction (TDOC) Jail Summary Report-12/2019-04/2020



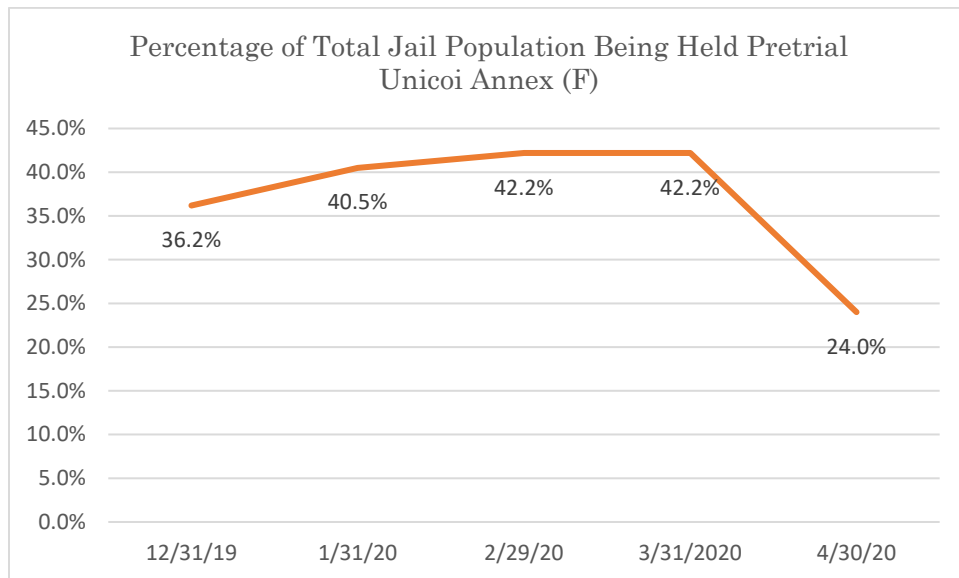
Data Source: Tennessee Department of Correction (TDOC) Jail Summary Report-12/2019-04/2020

Corresponding data can be found on the “Tennessee Department of Correction Raw Jail Data” table starting on page 140.

Unicoi Annex (F)



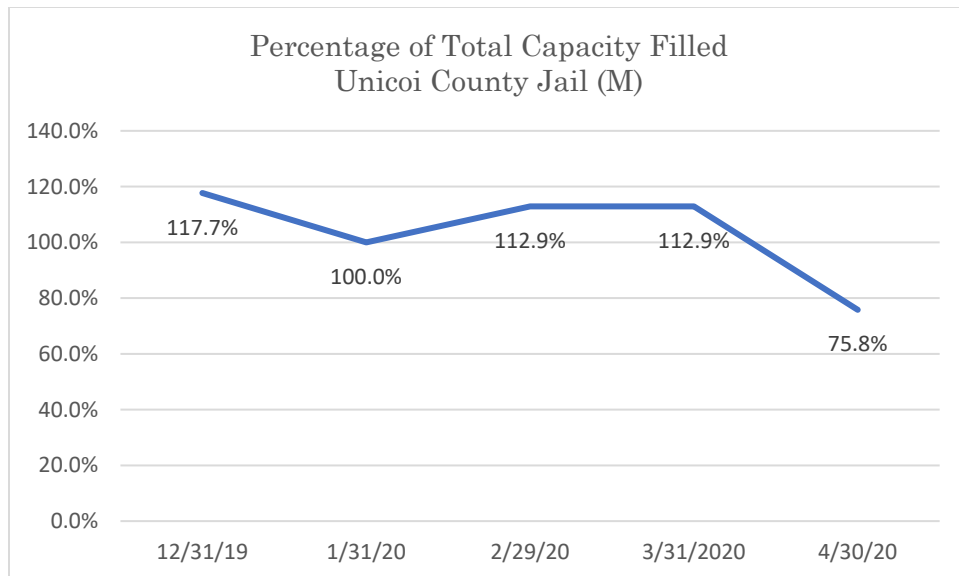
Data Source: Tennessee Department of Correction (TDOC) Jail Summary Report-12/2019-04/2020



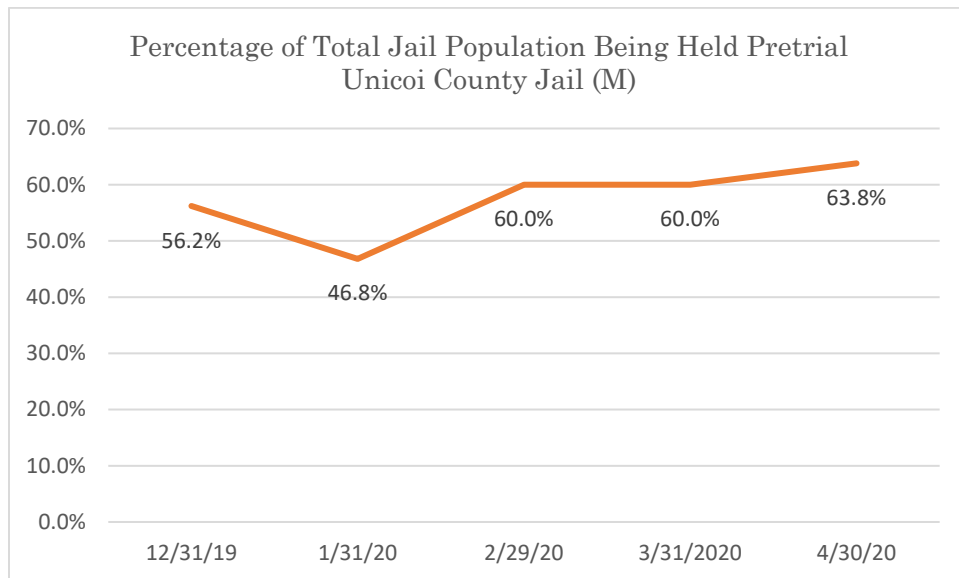
Data Source: Tennessee Department of Correction (TDOC) Jail Summary Report-12/2019-04/2020

Corresponding data can be found on the “Tennessee Department of Correction Raw Jail Data” table starting on page 140.

Unicoi County Jail (M)



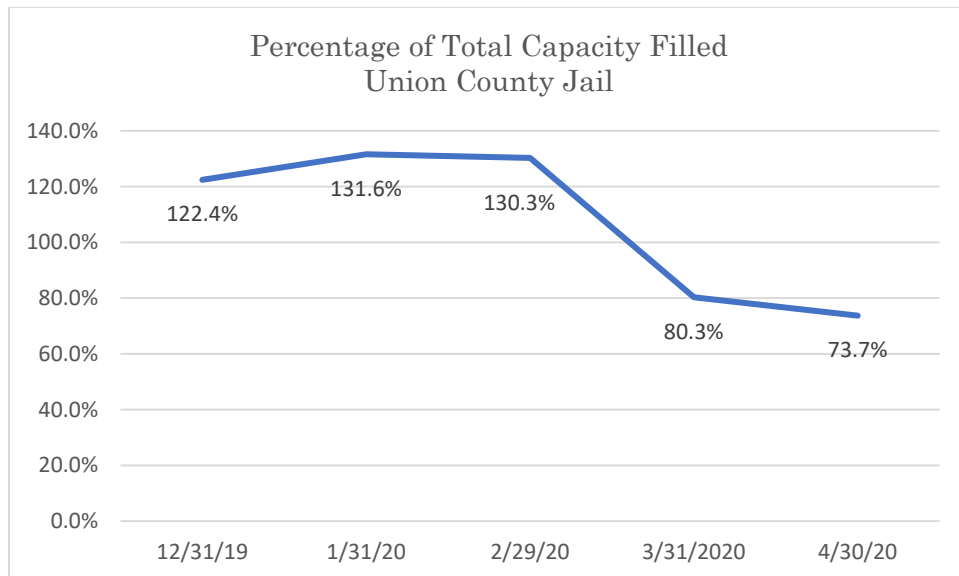
Data Source: Tennessee Department of Correction (TDOC) Jail Summary Report-12/2019-04/2020



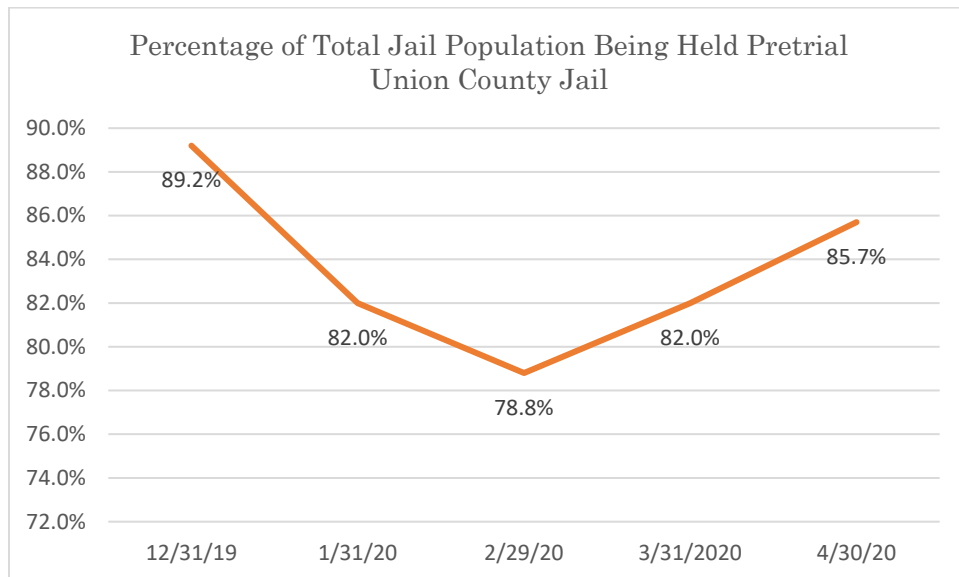
Data Source: Tennessee Department of Correction (TDOC) Jail Summary Report-12/2019-04/2020

Corresponding data can be found on the “Tennessee Department of Correction Raw Jail Data” table starting on page 140.

Union County Jail



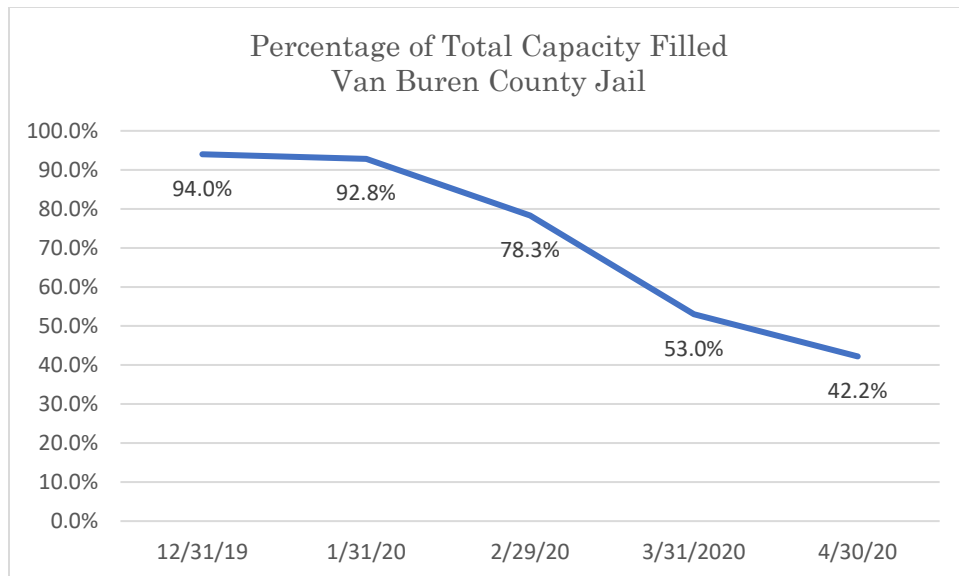
Data Source: Tennessee Department of Correction (TDOC) Jail Summary Report-12/2019-04/2020



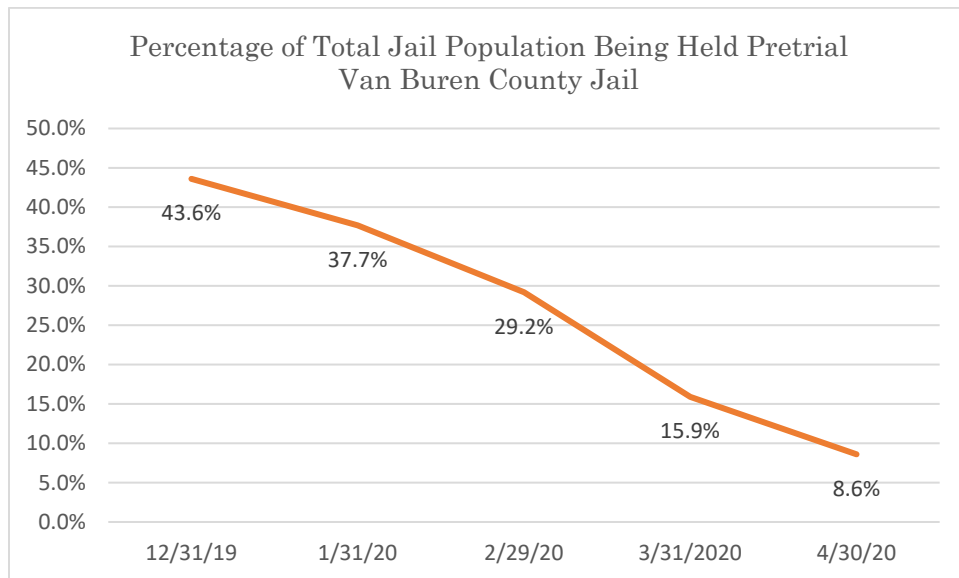
Data Source: Tennessee Department of Correction (TDOC) Jail Summary Report-12/2019-04/2020

Corresponding data can be found on the “Tennessee Department of Correction Raw Jail Data” table starting on page 140.

Van Buren County Jail



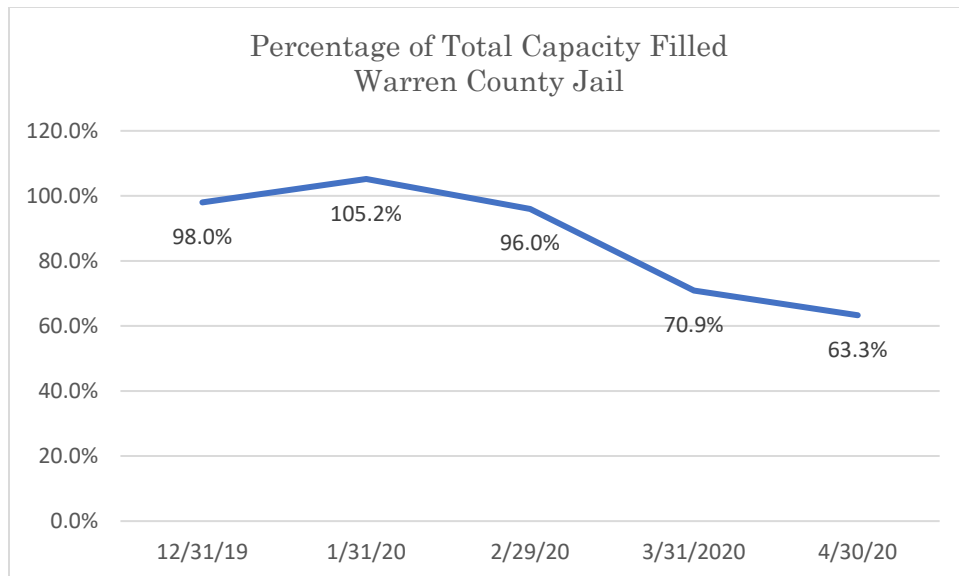
Data Source: Tennessee Department of Correction (TDOC) Jail Summary Report-12/2019-04/2020



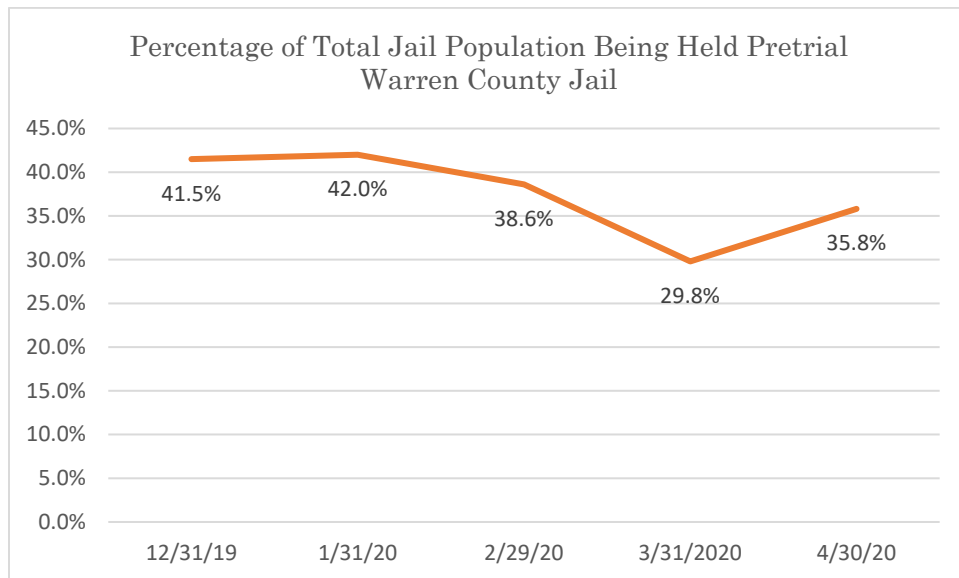
Data Source: Tennessee Department of Correction (TDOC) Jail Summary Report-12/2019-04/2020

Corresponding data can be found on the “Tennessee Department of Correction Raw Jail Data” table starting on page 140.

Warren County Jail



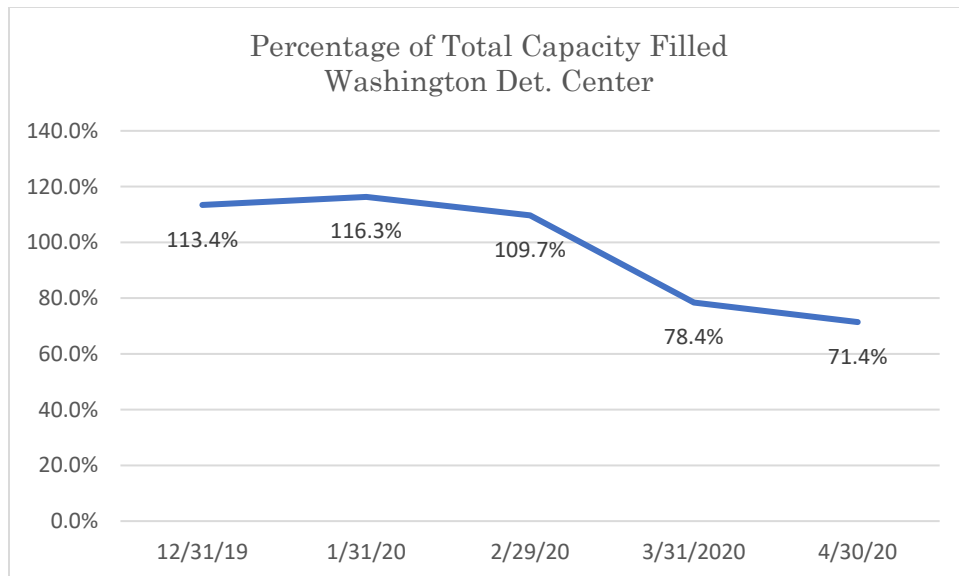
Data Source: Tennessee Department of Correction (TDOC) Jail Summary Report-12/2019-04/2020



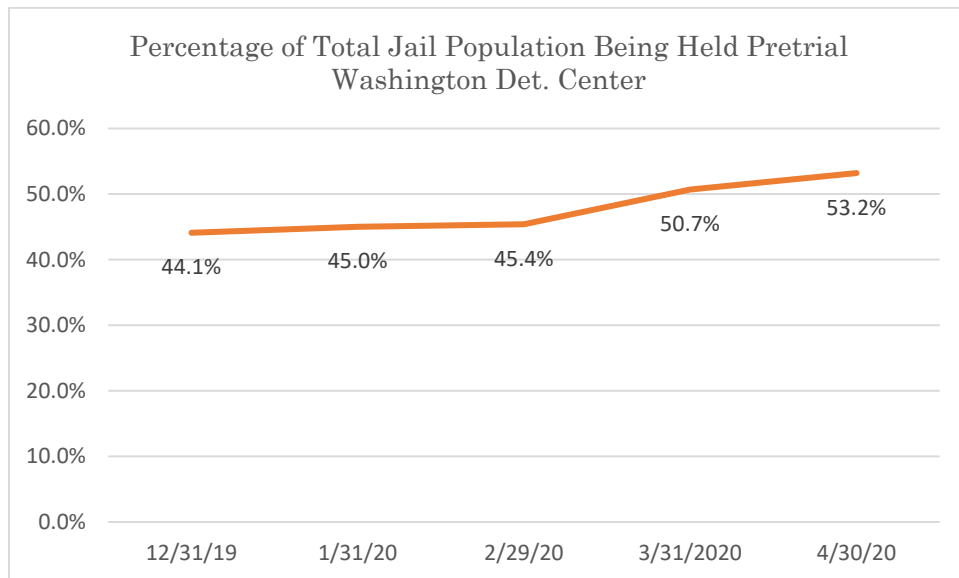
Data Source: Tennessee Department of Correction (TDOC) Jail Summary Report-12/2019-04/2020

Corresponding data can be found on the “Tennessee Department of Correction Raw Jail Data” table starting on page 140.

Washington Det. Center



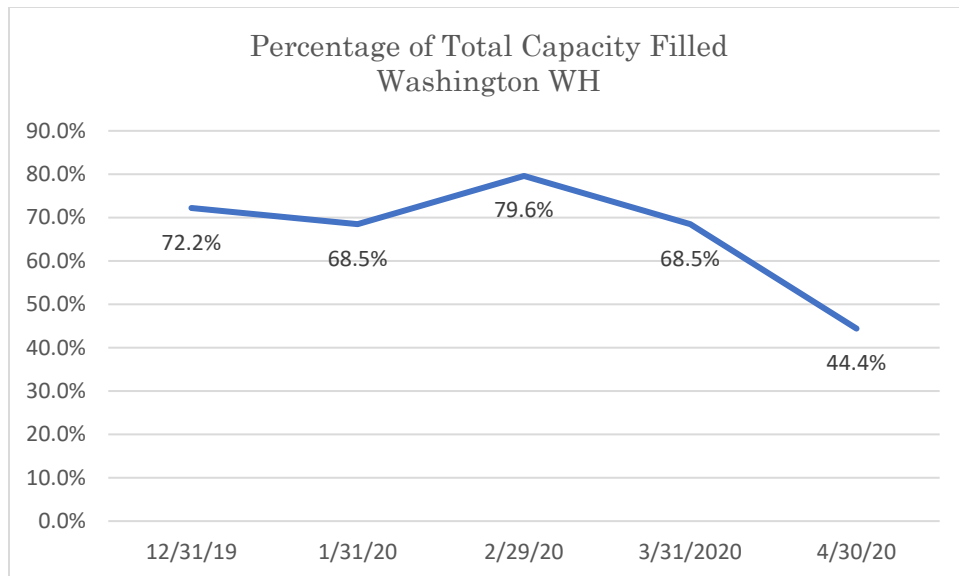
Data Source: Tennessee Department of Correction (TDOC) Jail Summary Report-12/2019-04/2020



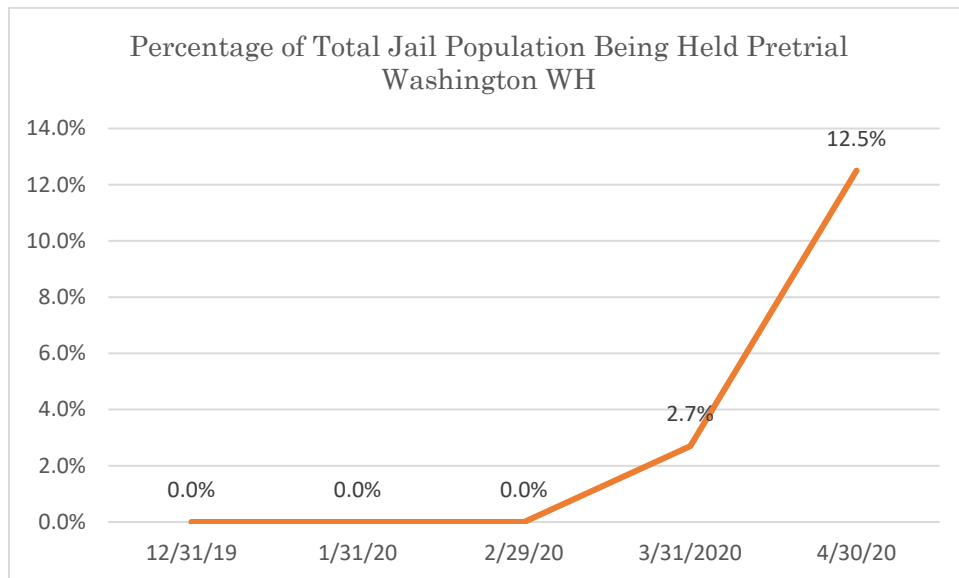
Data Source: Tennessee Department of Correction (TDOC) Jail Summary Report-12/2019-04/2020

Corresponding data can be found on the “Tennessee Department of Correction Raw Jail Data” table starting on page 140.

Washington WH



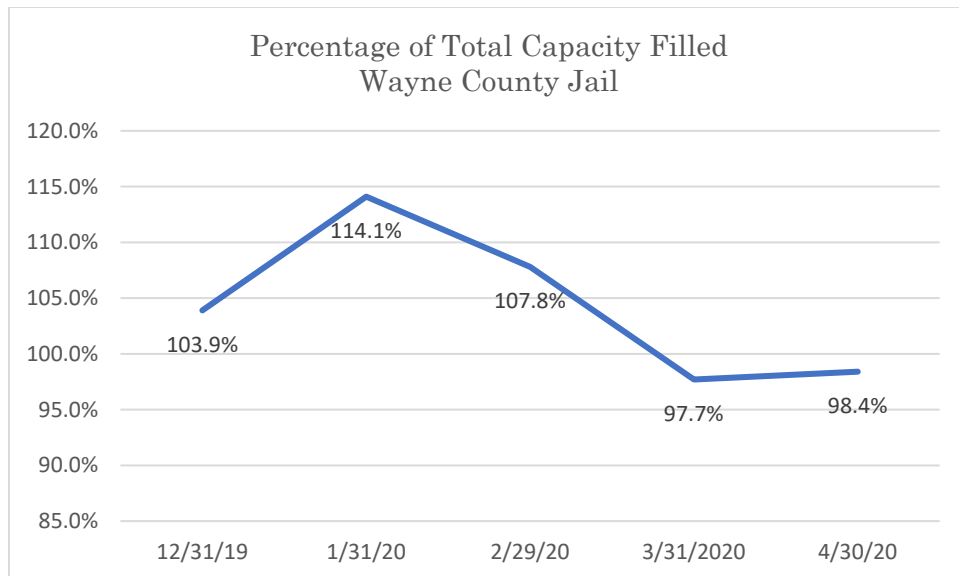
Data Source: Tennessee Department of Correction (TDOC) Jail Summary Report-12/2019-04/2020



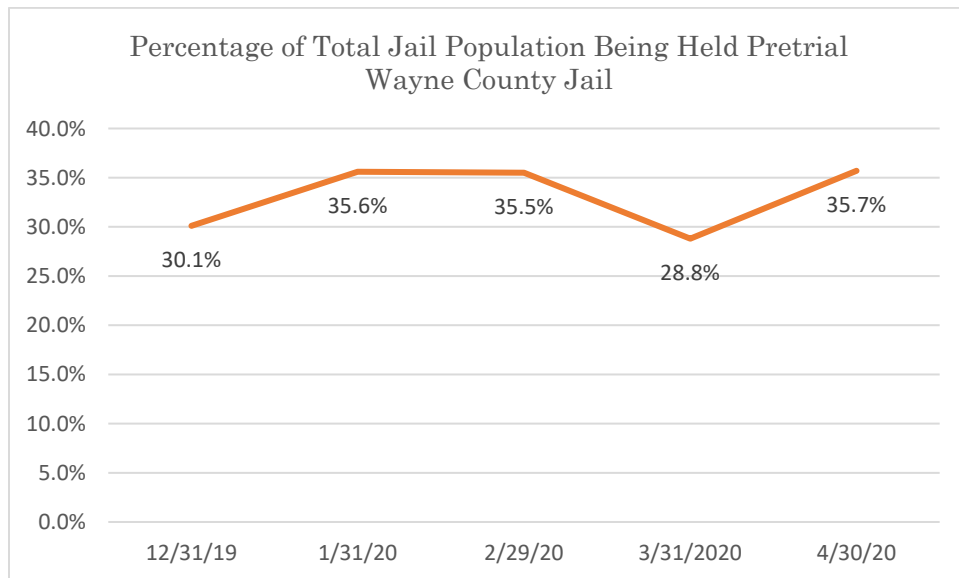
Data Source: Tennessee Department of Correction (TDOC) Jail Summary Report-12/2019-04/2020

Corresponding data can be found on the “Tennessee Department of Correction Raw Jail Data” table starting on page 140.

Wayne County Jail



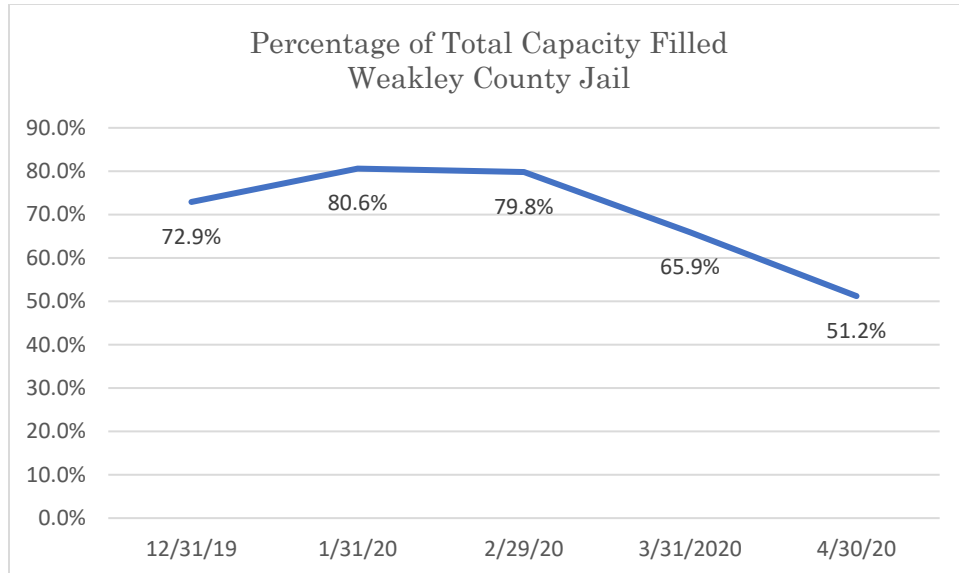
Data Source: Tennessee Department of Correction (TDOC) Jail Summary Report-12/2019-04/2020



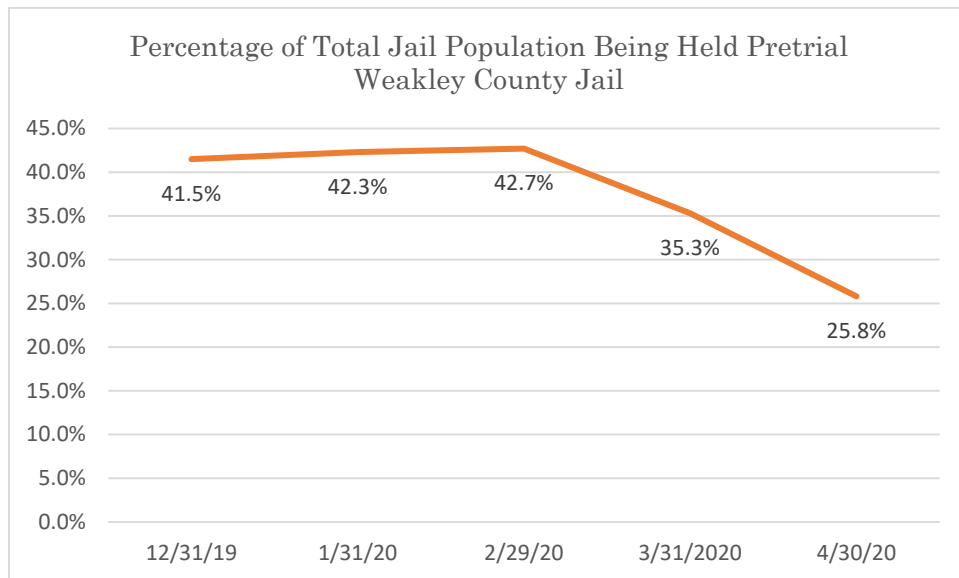
Data Source: Tennessee Department of Correction (TDOC) Jail Summary Report-12/2019-04/2020

Corresponding data can be found on the “Tennessee Department of Correction Raw Jail Data” table starting on page 140.

Weakley County Jail



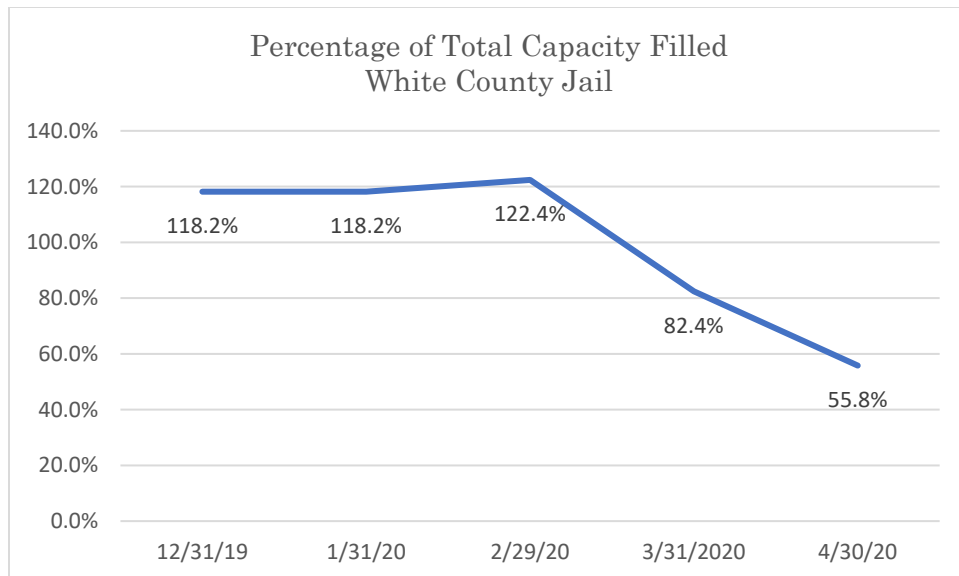
Data Source: Tennessee Department of Correction (TDOC) Jail Summary Report-12/2019-04/2020



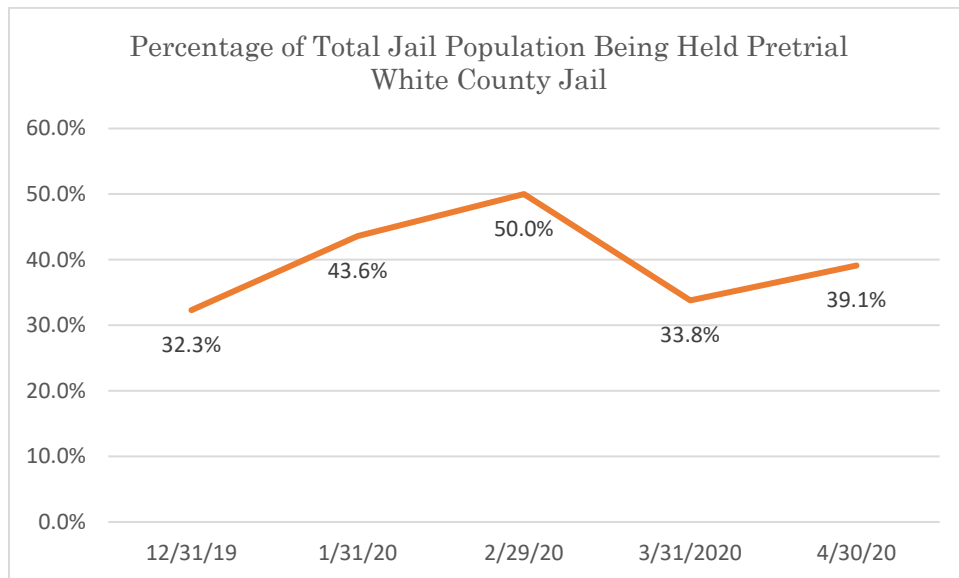
Data Source: Tennessee Department of Correction (TDOC) Jail Summary Report-12/2019-04/2020

Corresponding data can be found on the “Tennessee Department of Correction Raw Jail Data” table starting on page 140.

White County Jail



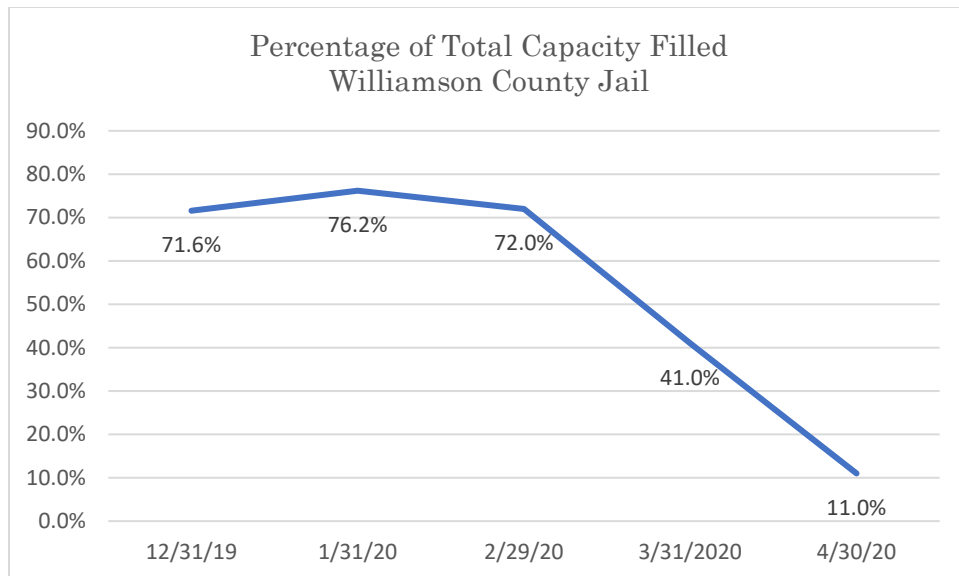
Data Source: Tennessee Department of Correction (TDOC) Jail Summary Report-12/2019-04/2020



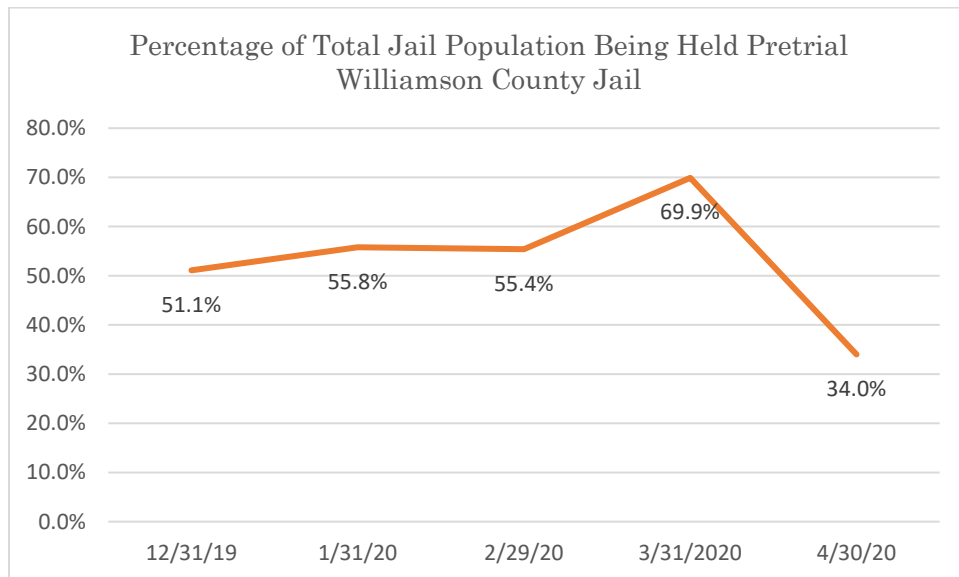
Data Source: Tennessee Department of Correction (TDOC) Jail Summary Report-12/2019-04/2020

Corresponding data can be found on the “Tennessee Department of Correction Raw Jail Data” table starting on page 140.

Williamson County Jail



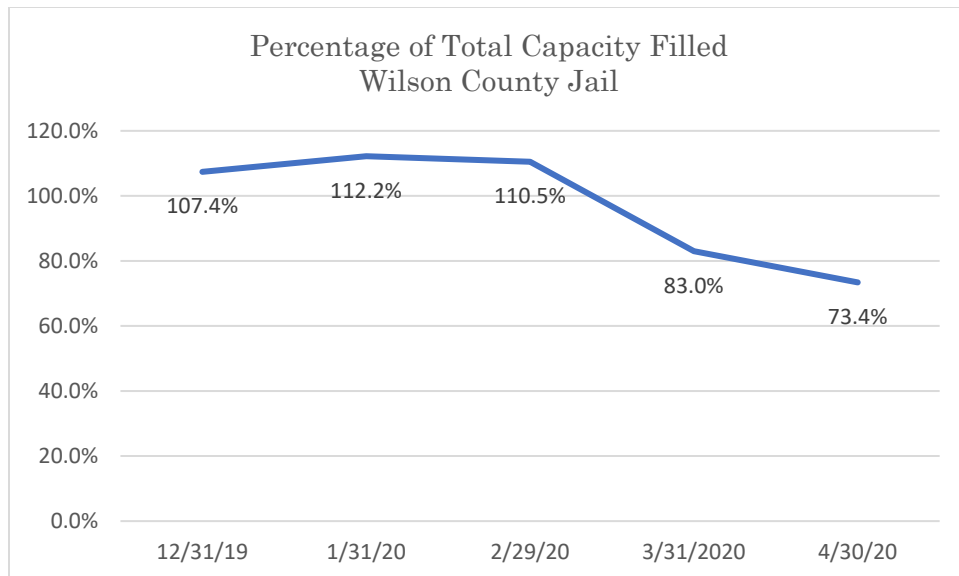
Data Source: Tennessee Department of Correction (TDOC) Jail Summary Report-12/2019-04/2020



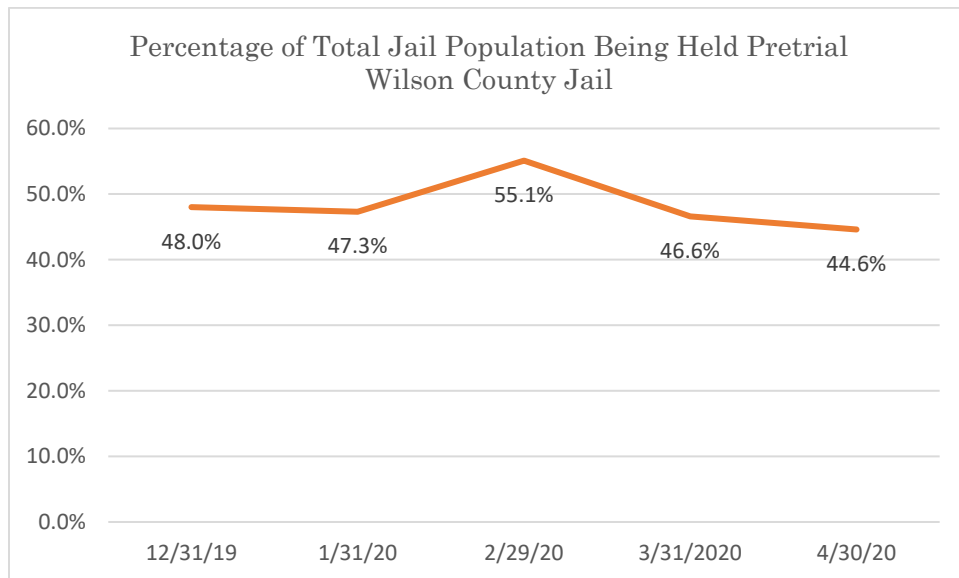
Data Source: Tennessee Department of Correction (TDOC) Jail Summary Report-12/2019-04/2020

Corresponding data can be found on the “Tennessee Department of Correction Raw Jail Data” table starting on page 140.

Wilson County Jail



Data Source: Tennessee Department of Correction (TDOC) Jail Summary Report-12/2019-04/2020



Data Source: Tennessee Department of Correction (TDOC) Jail Summary Report-12/2019-04/2020

Corresponding data can be found on the “Tennessee Department of Correction Raw Jail Data” table starting on page 140.

Tennessee Department of Correction Raw Jail Data

Snapshot Date	Facility	People Being Held Pre-trial for Felony Charges	People Being Held Pre-trial for Misdemeanor Charges	Total Jail Population	Total Available Beds	Percent of Total Jail Capacity Filled	Percent of Total Jail Population Being Held Pre-trial for Felony Charges	Percent of Total Jail Population Being Held Pre-trial for Misdemeanor Charges
12/31/2019	Statewide-All Facilities	10541	4779	29389	33713	87.2%	35.9%	16.3%
1/31/2020	Statewide-All Facilities	10726	4682	30008	33777	88.8%	35.7%	15.6%
2/29/2020	Statewide-All Facilities	10344	4772	29858	33701	88.6%	34.6%	16.0%
3/31/2020	Statewide-All Facilities	9147	2314	23705	33701	70.3%	38.6%	9.8%
4/30/2020	Statewide-All Facilities	7991	1983	20702	34463	60.1%	38.6%	9.6%
12/31/2019	Anderson County Jail	113	103	414	435	95.2%	27.3%	24.9%
1/31/2020	Anderson County Jail	101	98	392	499	78.6%	25.8%	25.0%
2/29/2020	Anderson County Jail	93	73	365	499	73.1%	25.5%	20.0%
3/31/2020	Anderson County Jail	85	40	317	499	63.5%	26.8%	12.6%
4/30/2020	Anderson County Jail	88	35	280	499	56.1%	31.4%	12.5%
12/31/2019	Bedford County Jail	13	89	146	110	132.7%	8.9%	61.0%
1/31/2020	Bedford County Jail	24	60	185	110	168.2%	13.0%	32.4%
2/29/2020	Bedford County Jail	22	68	206	110	187.3%	10.7%	33.0%
3/31/2020	Bedford County Jail	28	62	186	110	169.1%	15.1%	33.3%
4/30/2020	Bedford County Jail	29	59	153	110	139.1%	19.0%	38.6%
12/31/2019	Bedford WH Jail	0	1	32	106	30.2%	0.0%	3.1%
1/31/2020	Bedford WH Jail	0	0	0	106	0.0%	0.0%	0.0%
2/29/2020	Bedford WH Jail	0	0	0	106	0.0%	0.0%	0.0%
3/31/2020	Bedford WH Jail	0	0	0	106	0.0%	0.0%	0.0%
4/30/2020	Bedford WH Jail	0	0	0	106	0.0%	0.0%	0.0%
12/31/2019	Benton County Jail	23	11	107	140	76.4%	21.5%	10.3%
1/31/2020	Benton County Jail	23	11	107	140	76.4%	21.5%	10.3%
2/29/2020	Benton County Jail	22	17	119	140	85.0%	18.5%	14.3%
3/31/2020	Benton County Jail	16	8	83	140	59.3%	19.3%	9.6%
4/30/2020	Benton County Jail	20	7	74	140	52.9%	27.0%	9.5%
12/31/2019	Bledsoe County Jail	37	18	142	152	93.4%	26.1%	12.7%
1/31/2020	Bledsoe County Jail	43	19	148	152	97.4%	29.1%	12.8%
2/29/2020	Bledsoe County Jail	15	42	136	152	89.5%	11.0%	30.9%
3/31/2020	Bledsoe County Jail	39	4	118	152	77.6%	33.1%	3.4%
4/30/2020	Bledsoe County Jail	24	2	95	152	62.5%	25.3%	2.1%

Data Source: Tennessee Department of Correction (TDOC) Jail Summary Report-12/2019-04/2020

Snapshot Date	Facility	People Being Held Pre-trial for Felony Charges	People Being Held Pre-trial for Misdemeanor Charges	Total Jail Population	Total Available Beds	Percent of Total Jail Capacity Filled	Percent of Total Jail Population Being Held Pre-trial for Felony Charges	Percent of Total Jail Population Being Held Pre-trial for Misdemeanor Charges
12/31/2019	Cannon County Jail	11	18	53	42	126.2%	20.8%	34.0%
1/31/2020	Cannon County Jail	11	13	61	42	145.2%	18.0%	21.3%
2/29/2020	Cannon County Jail	14	11		42	138.1%	24.1%	19.0%
3/31/2020	Cannon County Jail	8	4	39	42	92.9%	20.5%	10.3%
4/30/2020	Cannon County Jail	6	8	39	42	92.9%	15.4%	20.5%
12/31/2019	Carroll County Jail	30	17	139	170	81.8%	21.6%	12.2%
1/31/2020	Carroll County Jail	33	14	157	170	92.4%	21.0%	8.9%
2/29/2020	Carroll County Jail	28	14	151	170	88.8%	18.5%	9.3%
3/31/2020	Carroll County Jail	24	9	109	170	64.1%	22.0%	8.3%
4/30/2020	Carroll County Jail	28	12	101	170	59.4%	27.7%	11.9%
12/31/2019	Carter County Jail	139	37	323	296	109.1%	43.0%	11.5%
1/31/2020	Carter County Jail	124	29	328	296	110.8%	37.8%	8.8%
2/29/2020	Carter County Jail	114	63	347	296	117.2%	32.9%	18.2%
3/31/2020	Carter County Jail	112	3	237	296	80.1%	47.3%	1.3%
4/30/2020	Carter County Jail	96	7	211	296	71.3%	45.5%	3.3%
12/31/2019	Cheatham County Jail	41	38	129	116	111.2%	31.8%	29.5%
1/31/2020	Cheatham County Jail	22	30	119	116	102.6%	18.5%	25.2%
2/29/2020	Cheatham County Jail	26	37	116	116	100.0%	22.4%	31.9%
3/31/2020	Cheatham County Jail	23	13	74	116	63.8%	31.1%	17.6%
4/30/2020	Cheatham County Jail	26	8	70	116	60.3%	37.1%	11.4%
12/31/2019	Chester County Jail	33	9	84	81	103.7%	39.3%	10.7%
1/31/2020	Chester County Jail	32	9	90	81	111.1%	35.6%	10.0%
2/29/2020	Chester County Jail	31	7	78	81	96.3%	39.7%	9.0%
3/31/2020	Chester County Jail	27	3	67	81	82.7%	40.3%	4.5%
4/30/2020	Chester County Jail	26	2	62	81	76.5%	41.9%	3.2%
12/31/2019	Claiborne County Jail	59	26	220	210	104.8%	26.8%	11.8%
1/31/2020	Claiborne County Jail	67	35	224	210	106.7%	29.9%	15.6%
2/29/2020	Claiborne County Jail	49	31	217	210	103.3%	22.6%	14.3%
3/31/2020	Claiborne County Jail	47	17	172	210	81.9%	27.3%	9.9%
4/30/2020	Claiborne County Jail	34	16	154	210	73.3%	22.1%	10.4%

Data Source: Tennessee Department of Correction (TDOC) Jail Summary Report-12/2019-04/2020

Snapshot Date	Facility	People Being Held Pre-trial for Felony Charges	People Being Held Pre-trial for Misdemeanor Charges	Total Jail Population	Total Available Beds	Percent of Total Jail Capacity Filled	Percent of Total Jail Population Being Held Pre-trial for Felony Charges	Percent of Total Jail Population Being Held Pre-trial for Misdemeanor Charges
12/31/2019	Clay County Jail	6	3	20	14	142.9%	30.0%	15.0%
1/31/2020	Clay County Jail	7	2	15	14	107.1%	46.7%	13.3%
2/29/2020	Clay County Jail	3	2	13	14	92.9%	23.1%	15.4%
3/31/2020	Clay County Jail	6	1	12	14	85.7%	50.0%	8.3%
4/30/2020	Clay County Jail	4	1	6	14	42.9%	66.7%	16.7%
12/31/2019	Cocke Annex	26	46	114	88	129.5%	22.8%	40.4%
1/31/2020	Cocke Annex	31	57	131	88	148.9%	23.7%	43.5%
2/29/2020	Cocke Annex	26	41	116	88	131.8%	22.4%	35.3%
3/31/2020	Cocke Annex	26	22	87	88	98.9%	29.9%	25.3%
4/30/2020	Cocke Annex	20	18	63	88	71.6%	31.7%	28.6%
12/31/2019	Cocke County Jail	19	22	72	32	225.0%	26.4%	30.6%
1/31/2020	Cocke County Jail	13	30	84	32	262.5%	15.5%	35.7%
2/29/2020	Cocke County Jail	10	14	75	32	234.4%	13.3%	18.7%
3/31/2020	Cocke County Jail	3	5	8	32	25.0%	37.5%	62.5%
4/30/2020	Cocke County Jail	5	7	17	32	53.1%	29.4%	41.2%
12/31/2019	Coffee County Jail	86	97	319	400	79.8%	27.0%	30.4%
1/31/2020	Coffee County Jail	87	123	348	400	87.0%	25.0%	35.3%
2/29/2020	Coffee County Jail	77	116	330	400	82.5%	23.3%	35.2%
3/31/2020	Coffee County Jail	80	97	304	400	76.0%	26.3%	31.9%
4/30/2020	Coffee County Jail	85	94	267	400	66.8%	31.8%	35.2%
12/31/2019	Crockett County Jail	38	6	55	64	85.9%	69.1%	10.9%
1/31/2020	Crockett County Jail	40	8	58	64	90.6%	69.0%	13.8%
2/29/2020	Crockett County Jail	25	6	49	64	76.6%	51.0%	12.2%
3/31/2020	Crockett County Jail	24	4	40	64	62.5%	60.0%	10.0%
4/30/2020	Crockett County Jail	22	1	37	64	57.8%	59.5%	2.7%
12/31/2019	Cumberland County Jail	76	19	189	212	89.2%	40.2%	10.1%
1/31/2020	Cumberland County Jail	62	27	169	212	79.7%	36.7%	16.0%
2/29/2020	Cumberland County Jail	58	24	174	212	82.1%	33.3%	13.8%
3/31/2020	Cumberland County Jail	46	11	149	212	70.3%	30.9%	7.4%
4/30/2020	Cumberland County Jail	46	11	138	212	65.1%	33.3%	8.0%

Data Source: Tennessee Department of Correction (TDOC) Jail Summary Report-12/2019-04/2020

Snapshot Date	Facility	People Being Held Pre-trial for Felony Charges	People Being Held Pre-trial for Misdemeanor Charges	Total Jail Population	Total Available Beds	Percent of Total Jail Capacity Filled	Percent of Total Jail Population Being Held Pre-trial for Felony Charges	Percent of Total Jail Population Being Held Pre-trial for Misdemeanor Charges
12/31/2019	Davidson CCA (MDF)	115	35	875	1368	64.0%	13.1%	4.0%
1/31/2020	Davidson CCA (MDF)	105	26	856	1368	62.6%	12.3%	3.0%
2/29/2020	Davidson CCA (MDF)	97	29	865	1368	63.2%	11.2%	3.4%
3/31/2020	Davidson CCA (MDF)	96	19	790	1368	57.7%	12.2%	2.4%
4/30/2020	Davidson CCA (MDF)	79	12	677	1368	49.5%	11.7%	1.8%
12/31/2019	Davidson CDC	372	52	654	768	85.2%	56.9%	8.0%
1/31/2020	Davidson CDC	378	43	666	768	86.7%	56.8%	6.5%
2/29/2020	Davidson CDC	376	45	696	768	90.6%	54.0%	6.5%
3/31/2020	Davidson CDC	356	39	582	768	75.8%	61.2%	6.7%
4/30/2020	Davidson CDC	268	23	412	768	53.6%	65.0%	5.6%
4/30/2020	Davidson DDC	278	9	364	762	100.0%	0.0%	0.0%
12/31/2019	Davidson HDC	119	32	217	356	61.0%	54.8%	14.7%
1/31/2020	Davidson HDC	118	33	225	356	63.2%	52.4%	14.7%
2/29/2020	Davidson HDC	121	36	243	356	68.3%	49.8%	14.8%
3/31/2020	Davidson HDC	147	17	234	356	65.7%	62.8%	7.3%
4/30/2020	Davidson HDC	137	14	183	356	51.4%	74.9%	7.7%
12/31/2019	Davidson MCC	246	19	311	508	61.2%	79.1%	6.1%
1/31/2020	Davidson MCC	252	15	325	508	64.0%	77.5%	4.6%
2/29/2020	Davidson MCC	241	23	317	508	62.4%	76.0%	7.3%
3/31/2020	Davidson MCC	214	8	269	508	53.0%	79.6%	3.0%
4/30/2020	Davidson MCC	0	0	0	508	0.0%	0.0%	0.0%
12/31/2019	Decatur County Jail	36	11	61	59	103.4%	59.0%	18.0%
1/31/2020	Decatur County Jail	31	7	57	59	96.6%	54.4%	12.3%
2/29/2020	Decatur County Jail	20	7	47	59	79.7%	42.6%	14.9%
3/31/2020	Decatur County Jail	22	3	38	59	64.4%	57.9%	7.9%
4/30/2020	Decatur County Jail	20	1	41	59	69.5%	48.8%	2.4%
12/31/2019	DeKalb County Jail	17	42	84	102	82.4%	20.2%	50.0%
1/31/2020	DeKalb County Jail	13	37	73	102	71.6%	17.8%	50.7%
2/29/2020	DeKalb County Jail	15	37	72	102	70.6%	20.8%	51.4%
3/31/2020	DeKalb County Jail	0	0	13	102	12.7%	0.0%	0.0%
4/30/2020	DeKalb County Jail	13	15	37	102	36.3%	35.1%	40.5%

Data Source: Tennessee Department of Correction (TDOC) Jail Summary Report-12/2019-04/2020

Snapshot Date	Facility	People Being Held Pre-trial for Felony Charges	People Being Held Pre-trial for Misdemeanor Charges	Total Jail Population	Total Available Beds	Percent of Total Jail Capacity Filled	Percent of Total Jail Population Being Held Pre-trial for Felony Charges	Percent of Total Jail Population Being Held Pre-trial for Misdemeanor Charges
12/31/2019	Dickson County Jail	148	51	376	399	94.2%	39.4%	13.6%
1/31/2020	Dickson County Jail	139	33	354	399	88.7%	39.3%	9.3%
2/29/2020	Dickson County Jail	151	34	334	399	83.7%	45.2%	10.2%
3/31/2020	Dickson County Jail	143	25	279	399	69.9%	51.3%	9.0%
4/30/2020	Dickson County Jail	131	22	244	399	61.2%	53.7%	9.0%
12/31/2019	Dyer Annex	0	0	43	30	143.3%	0.0%	0.0%
1/31/2020	Dyer Annex	0	0	46	30	153.3%	0.0%	0.0%
2/29/2020	Dyer Annex	0	0	45	52	86.5%	0.0%	0.0%
3/31/2020	Dyer Annex	0	0	40	52	76.9%	0.0%	0.0%
4/30/2020	Dyer Annex	0	0	33	52	63.5%	0.0%	0.0%
12/31/2019	Dyer County Jail	96	39	186	184	101.1%	51.6%	21.0%
1/31/2020	Dyer County Jail	95	47	197	184	107.1%	48.2%	23.9%
2/29/2020	Dyer County Jail	91	35	175	184	95.1%	52.0%	20.0%
3/31/2020	Dyer County Jail	77	29	143	184	77.7%	53.8%	20.3%
4/30/2020	Dyer County Jail	71	24	130	184	70.7%	54.6%	18.5%
12/31/2019	Fayette County Jail	51	46	143	189	75.7%	35.7%	32.2%
1/31/2020	Fayette County Jail	48	50	141	189	74.6%	34.0%	35.5%
2/29/2020	Fayette County Jail	40	49	132	189	69.8%	30.3%	37.1%
3/31/2020	Fayette County Jail	33	12	84	189	44.4%	39.3%	14.3%
4/30/2020	Fayette County Jail	28	14	78	189	41.3%	35.9%	17.9%
12/31/2019	Fentress County Jail	40	34	160	166	96.4%	25.0%	21.3%
1/31/2020	Fentress County Jail	27	34	158	166	95.2%	17.1%	21.5%
2/29/2020	Fentress County Jail	35	42	176	166	106.0%	19.9%	23.9%
3/31/2020	Fentress County Jail	32	23	131	166	78.9%	24.4%	17.6%
4/30/2020	Fentress County Jail	23	25	115	166	69.3%	20.0%	21.7%
12/31/2019	Franklin County Jail	66	40	218	114	191.2%	30.3%	18.3%
1/31/2020	Franklin County Jail	62	46	212	114	186.0%	29.2%	21.7%
2/29/2020	Franklin County Jail	47	36	207	114	181.6%	22.7%	17.4%
3/31/2020	Franklin County Jail	39	7	147	114	128.9%	26.5%	4.8%
4/30/2020	Franklin County Jail	39	3	118	114	103.5%	33.1%	2.5%

Data Source: Tennessee Department of Correction (TDOC) Jail Summary Report-12/2019-04/2020

Snapshot Date	Facility	People Being Held Pre-trial for Felony Charges	People Being Held Pre-trial for Misdemeanor Charges	Total Jail Population	Total Available Beds	Percent of Total Jail Capacity Filled	Percent of Total Jail Population Being Held Pre-trial for Felony Charges	Percent of Total Jail Population Being Held Pre-trial for Misdemeanor Charges
12/31/2019	Gibson County Jail	85	57	288	329	87.5%	29.5%	19.8%
1/31/2020	Gibson County Jail	80	59	306	329	93.0%	26.1%	19.3%
2/29/2020	Gibson County Jail	84	43	293	332	88.3%	28.7%	14.7%
3/31/2020	Gibson County Jail	75	42	269	332	81.0%	27.9%	15.6%
4/30/2020	Gibson County Jail	58	38	233	332	70.2%	24.9%	16.3%
12/31/2019	Giles County Jail	67	20	159	126	126.2%	42.1%	12.6%
1/31/2020	Giles County Jail	63	25	181	126	143.7%	34.8%	13.8%
2/29/2020	Giles County Jail	67	19	175	126	138.9%	38.3%	10.9%
3/31/2020	Giles County Jail	69	12	143	126	113.5%	48.3%	8.4%
4/30/2020	Giles County Jail	39	7	112	126	88.9%	34.8%	6.3%
12/31/2019	Grainger Co. Det. Center	25	13	70	100	70.0%	35.7%	18.6%
1/31/2020	Grainger Co. Det. Center	30	4	70	100	70.0%	42.9%	5.7%
2/29/2020	Grainger Co. Det. Center	19	9	74	100	74.0%	25.7%	12.2%
3/31/2020	Grainger Co. Det. Center	12	0	51	100	51.0%	23.5%	0.0%
4/30/2020	Grainger Co. Det. Center	10	2	32	100	32.0%	31.3%	6.3%
12/31/2019	Greene Det. Center	119	28	209	167	125.1%	56.9%	13.4%
1/31/2020	Greene Det. Center	78	33	183	167	109.6%	42.6%	18.0%
2/29/2020	Greene Det. Center	93	30	190	167	113.8%	48.9%	15.8%
3/31/2020	Greene Det. Center	86	24	165	167	98.8%	52.1%	14.5%
4/30/2020	Greene Det. Center	80	19	150	167	89.8%	53.3%	12.7%
12/31/2019	Greene WH Jail	52	20	193	272	71.0%	26.9%	10.4%
1/31/2020	Greene WH Jail	34	13	166	272	61.0%	20.5%	7.8%
2/29/2020	Greene WH Jail	38	15	190	272	69.9%	20.0%	7.9%
3/31/2020	Greene WH Jail	35	9	143	272	52.6%	24.5%	6.3%
4/30/2020	Greene WH Jail	23	6	101	272	37.1%	22.8%	5.9%
12/31/2019	Grundy County Jail	28	17	90	114	78.9%	31.1%	18.9%
1/31/2020	Grundy County Jail	37	20	98	114	86.0%	37.8%	20.4%
2/29/2020	Grundy County Jail	26	14	84	114	73.7%	31.0%	16.7%
3/31/2020	Grundy County Jail	19	12	61	114	53.5%	31.1%	19.7%
4/30/2020	Grundy County Jail	17	11	52	114	45.6%	32.7%	21.2%

Data Source: Tennessee Department of Correction (TDOC) Jail Summary Report-12/2019-04/2020

Snapshot Date	Facility	People Being Held Pre-trial for Felony Charges	People Being Held Pre-trial for Misdemeanor Charges	Total Jail Population	Total Available Beds	Percent of Total Jail Capacity Filled	Percent of Total Jail Population Being Held Pre-trial for Felony Charges	Percent of Total Jail Population Being Held Pre-trial for Misdemeanor Charges
12/31/2019	Hamblen County Jail	101	101	384	255	150.6%	26.3%	26.3%
1/31/2020	Hamblen County Jail	98	103	363	255	142.4%	27.0%	28.4%
2/29/2020	Hamblen County Jail	117	90	384	255	150.6%	30.5%	23.4%
3/31/2020	Hamblen County Jail	64	30	236	255	92.5%	27.1%	12.7%
4/30/2020	Hamblen County Jail	70	28	196	255	76.9%	35.7%	14.3%
12/31/2019	Hamilton - Silverdale CCA	248	237	899	1084	82.9%	27.6%	26.4%
1/31/2020	Hamilton - Silverdale CCA	281	249	988	1084	91.1%	28.4%	25.2%
2/29/2020	Hamilton - Silverdale CCA	267	282	971	1084	89.6%	27.5%	29.0%
3/31/2020	Hamilton - Silverdale CCA	242	83	673	1084	62.1%	36.0%	12.3%
4/30/2020	Hamilton - Silverdale CCA	234	98	637	1084	58.8%	36.7%	15.4%
12/31/2019	Hamilton County Jail	283	106	477	505	94.5%	59.3%	22.2%
1/31/2020	Hamilton County Jail	307	99	525	505	104.0%	58.5%	18.9%
2/29/2020	Hamilton County Jail	281	93	513	505	101.6%	54.8%	18.1%
3/31/2020	Hamilton County Jail	190	50	348	505	68.9%	54.6%	14.4%
4/30/2020	Hamilton County Jail	199	70	367	505	72.7%	54.2%	19.1%
12/31/2019	Hancock County Jail	5	16	107	90	118.9%	4.7%	15.0%
1/31/2020	Hancock County Jail	4	6	115	90	127.8%	3.5%	5.2%
2/29/2020	Hancock County Jail	10	3	112	90	124.4%	8.9%	2.7%
3/31/2020	Hancock County Jail	4	6	95	90	105.6%	4.2%	6.3%
4/30/2020	Hancock County Jail			0	90	0.0%	0.0%	0.0%
12/31/2019	Hardeman County Jail	54	13	97	179	51.4%	55.7%	13.4%
1/31/2020	Hardeman County Jail	58	10	104	179	51.4%	55.8%	9.6%
2/29/2020	Hardeman County Jail	38	7	74	179	51.4%	51.4%	9.5%
3/31/2020	Hardeman County Jail	42	3	67	179	51.4%	62.7%	4.5%
4/30/2020	Hardeman County Jail	44	5	71	179	51.4%	62.0%	7.0%
12/31/2019	Hardin County Jail	60	32	143	156	91.7%	42.0%	22.4%
1/31/2020	Hardin County Jail	56	28	144	156	92.3%	38.9%	19.4%
2/29/2020	Hardin County Jail	62	41	155	156	99.4%	40.0%	26.5%
3/31/2020	Hardin County Jail	70	27	147	156	94.2%	47.6%	18.4%
4/30/2020	Hardin County Jail	57	14	108	156	69.2%	52.8%	13.0%

Data Source: Tennessee Department of Correction (TDOC) Jail Summary Report-12/2019-04/2020

Snapshot Date	Facility	People Being Held Pre-trial for Felony Charges	People Being Held Pre-trial for Misdemeanor Charges	Total Jail Population	Total Available Beds	Percent of Total Jail Capacity Filled	Percent of Total Jail Population Being Held Pre-trial for Felony Charges	Percent of Total Jail Population Being Held Pre-trial for Misdemeanor Charges
12/31/2019	Hawkins County Jail	80	41	240	266	90.2%	33.3%	17.1%
1/31/2020	Hawkins County Jail	78	39	245	266	92.1%	31.8%	15.9%
2/29/2020	Hawkins County Jail	74	36	254	266	95.5%	29.1%	14.2%
3/31/2020	Hawkins County Jail	67	25	204	266	76.7%	32.8%	12.3%
4/30/2020	Hawkins County Jail	59	20	169	266	63.5%	34.9%	11.8%
12/31/2019	Haywood County Jail	51	11	108	194	55.7%	47.2%	10.2%
1/31/2020	Haywood County Jail	55	15	119	194	61.3%	46.2%	12.6%
2/29/2020	Haywood County Jail	57	13	124	194	63.9%	46.0%	10.5%
3/31/2020	Haywood County Jail	47	10	97	194	50.0%	48.5%	10.3%
4/30/2020	Haywood County Jail	54	8	88	194	45.4%	61.4%	9.1%
12/31/2019	Henderson County Jail	52	14	231	216	106.9%	22.5%	6.1%
1/31/2020	Henderson County Jail	66	16	237	216	109.7%	27.8%	6.8%
2/29/2020	Henderson County Jail	64	19	230	216	106.5%	27.8%	8.3%
3/31/2020	Henderson County Jail	58	8	178	216	82.4%	32.6%	4.5%
4/30/2020	Henderson County Jail	48	11	171	216	79.2%	28.1%	6.4%
12/31/2019	Henry County Jail	35	53	170	204	83.3%	20.6%	31.2%
1/31/2020	Henry County Jail	33	17	164	204	80.4%	20.1%	10.4%
2/29/2020	Henry County Jail	27	22	172	204	84.3%	15.7%	12.8%
3/31/2020	Henry County Jail	54	3	151	204	74.0%	35.8%	2.0%
4/30/2020	Henry County Jail	48	14	139	204	68.1%	34.5%	10.1%
12/31/2019	Hickman County Jail	53	0	73	110	66.4%	72.6%	0.0%
1/31/2020	Hickman County Jail	57	0	86	110	78.2%	66.3%	0.0%
2/29/2020	Hickman County Jail	52	0	86	110	78.2%	60.5%	0.0%
3/31/2020	Hickman County Jail	53	0	81	110	73.6%	65.4%	0.0%
4/30/2020	Hickman County Jail	46	0	70	110	63.6%	65.7%	0.0%
12/31/2019	Houston County Jail	3	2	30	35	85.7%	10.0%	6.7%
1/31/2020	Houston County Jail	1	8	40	35	114.3%	2.5%	20.0%
2/29/2020	Houston County Jail	1	7	39	35	111.4%	2.6%	17.9%
3/31/2020	Houston County Jail	2	2	26	35	74.3%	7.7%	7.7%
4/30/2020	Houston County Jail	3	4	30	35	85.7%	10.0%	13.3%

Data Source: Tennessee Department of Correction (TDOC) Jail Summary Report-12/2019-04/2020

Snapshot Date	Facility	People Being Held Pre-trial for Felony Charges	People Being Held Pre-trial for Misdemeanor Charges	Total Jail Population	Total Available Beds	Percent of Total Jail Capacity Filled	Percent of Total Jail Population Being Held Pre-trial for Felony Charges	Percent of Total Jail Population Being Held Pre-trial for Misdemeanor Charges
12/31/2019	Humphreys County Jail	40	20	101	68	148.5%	39.6%	19.8%
1/31/2020	Humphreys County Jail	52	24	114	68	167.6%	45.6%	21.1%
2/29/2020	Humphreys County Jail	40	17	97	68	142.6%	41.2%	17.5%
3/31/2020	Humphreys County Jail	43	20	82	68	120.6%	52.4%	24.4%
4/30/2020	Humphreys County Jail	34	20	68	68	100.0%	50.0%	29.4%
12/31/2019	Jackson County Jail	16	43	121	112	108.0%	13.2%	35.5%
1/31/2020	Jackson County Jail	13	37	118	112	105.4%	11.0%	31.4%
2/29/2020	Jackson County Jail	11	31	110	112	98.2%	10.0%	28.2%
3/31/2020	Jackson County Jail	11	24	100	112	89.3%	11.0%	24.0%
4/30/2020	Jackson County Jail	10	15	86	112	76.8%	11.6%	17.4%
12/31/2019	Jefferson County Jail	68	67	189	188	100.5%	36.0%	35.4%
1/31/2020	Jefferson County Jail	70	63	197	188	104.8%	35.5%	32.0%
2/29/2020	Jefferson County Jail	62	60	195	188	103.7%	31.8%	30.8%
3/31/2020	Jefferson County Jail	83	38	164	188	87.2%	50.6%	23.2%
4/30/2020	Jefferson County Jail	44	22	126	188	67.0%	34.9%	17.5%
12/31/2019	Jefferson WH Jail	0	0	38	49	77.6%	0.0%	0.0%
1/31/2020	Jefferson WH Jail	0	0	33	49	67.3%	0.0%	0.0%
2/29/2020	Jefferson WH Jail	0	0	41	49	83.7%	0.0%	0.0%
3/31/2020	Jefferson WH Jail	0	0	37	49	75.5%	0.0%	0.0%
4/30/2020	Jefferson WH Jail	0	0	9	49	18.4%	0.0%	0.0%
12/31/2019	Johnson City Jail (F)	0	0	84	88	95.5%	0.0%	0.0%
1/31/2020	Johnson City Jail (F)	0	0	82	88	93.2%	0.0%	0.0%
2/29/2020	Johnson City Jail (F)	0	0	76	88	86.4%	0.0%	0.0%
3/31/2020	Johnson City Jail (F)	0	0	79	88	89.8%	0.0%	0.0%
4/30/2020	Johnson City Jail (F)	0	0	72	88	81.8%	0.0%	0.0%
12/31/2019	Johnson County Jail	39	26	117	114	102.6%	33.3%	22.2%
1/31/2020	Johnson County Jail	31	37	128	114	112.3%	24.2%	28.9%
2/29/2020	Johnson County Jail	28	30	115	114	100.9%	24.3%	26.1%
3/31/2020	Johnson County Jail	22	16	88	114	77.2%	25.0%	18.2%
4/30/2020	Johnson County Jail	12	12	69	114	60.5%	17.4%	17.4%

Data Source: Tennessee Department of Correction (TDOC) Jail Summary Report-12/2019-04/2020

Snapshot Date	Facility	People Being Held Pre-trial for Felony Charges	People Being Held Pre-trial for Misdemeanor Charges	Total Jail Population	Total Available Beds	Percent of Total Jail Capacity Filled	Percent of Total Jail Population Being Held Pre-trial for Felony Charges	Percent of Total Jail Population Being Held Pre-trial for Misdemeanor Charges
12/31/2019	Kingsport City Jail	4	5	9	20	45.0%	44.4%	55.6%
1/31/2020	Kingsport City Jail	1	1	2	20	10.0%	50.0%	50.0%
2/29/2020	Kingsport City Jail	3	4	7	20	35.0%	42.9%	57.1%
3/31/2020	Kingsport City Jail	2	0	2	20	10.0%	100.0%	0.0%
4/30/2020	Kingsport City Jail	0	2	2	20	10.0%	0.0%	100.0%
12/31/2019	Knox - KCJ	132	7	200	215	93.0%	66.0%	3.5%
1/31/2020	Knox - KCJ	142	4	205	215	95.3%	69.3%	2.0%
2/29/2020	Knox - KCJ	132	6	207	215	96.3%	63.8%	2.9%
3/31/2020	Knox - KCJ	137	4	205	215	95.3%	66.8%	2.0%
4/30/2020	Knox - KCJ	126	5	199	215	92.6%	63.3%	2.5%
12/31/2019	Knox - KCWRC	38	19	77	120	64.2%	49.4%	24.7%
1/31/2020	Knox - KCWRC	33	23	83	120	69.2%	39.8%	27.7%
2/29/2020	Knox - KCWRC	39	30	93	120	73.8%	41.9%	32.3%
3/31/2020	Knox - KCWRC	68	7	115	120	95.8%	59.1%	6.1%
4/30/2020	Knox - KCWRC	35	5	69	120	57.5%	50.7%	7.2%
12/31/2019	Knox - RDWDF	554	211	1037	1036	100.1%	53.4%	20.3%
1/31/2020	Knox - RDWDF	563	238	1099	1036	106.1%	51.2%	21.7%
2/29/2020	Knox - RDWDF	589	258	1158	1036	111.8%	50.9%	22.3%
3/31/2020	Knox - RDWDF	435	73	765	1036	73.8%	56.9%	9.5%
4/30/2020	Knox - RDWDF	348	61	657	1036	63.4%	53.0%	9.3%
12/31/2019	Lake County Jail	12	2	34	40	85.0%	35.3%	5.9%
1/31/2020	Lake County Jail	17	0	37	40	92.5%	45.9%	0.0%
2/29/2020	Lake County Jail	12	8	37	40	92.5%	32.4%	21.6%
3/31/2020	Lake County Jail	14	2	28	40	70.0%	50.0%	7.1%
4/30/2020	Lake County Jail	11	4	30	40	75.0%	36.7%	13.3%
12/31/2019	Lauderdale County Jail	0	42	94	144	65.3%	0.0%	44.7%
1/31/2020	Lauderdale County Jail	0	40	89	144	61.8%	0.0%	44.9%
2/29/2020	Lauderdale County Jail	0	47	95	144	66.0%	0.0%	49.5%
3/31/2020	Lauderdale County Jail	0	41	73	144	50.7%	0.0%	56.2%
4/30/2020	Lauderdale County Jail	0	29	62	144	43.1%	0.0%	46.8%

Data Source: Tennessee Department of Correction (TDOC) Jail Summary Report-12/2019-04/2020

Snapshot Date	Facility	People Being Held Pre-trial for Felony Charges	People Being Held Pre-trial for Misdemeanor Charges	Total Jail Population	Total Available Beds	Percent of Total Jail Capacity Filled	Percent of Total Jail Population Being Held Pre-trial for Felony Charges	Percent of Total Jail Population Being Held Pre-trial for Misdemeanor Charges
12/31/2019	Lawrence County Jail	1	85	260	261	99.6%	0.4%	32.7%
1/31/2020	Lawrence County Jail	0	97	280	261	107.3%	0.0%	34.6%
2/29/2020	Lawrence County Jail	0	95	285	261	109.2%	0.0%	33.3%
3/31/2020	Lawrence County Jail	0	65	229	261	87.7%	0.0%	28.4%
4/30/2020	Lawrence County Jail	0	17	173	261	66.3%	0.0%	9.8%
12/31/2019	Lewis County Jail	19	16	44	47	93.6%	43.2%	36.4%
1/31/2020	Lewis County Jail	26	26	58	47	123.4%	44.8%	44.8%
2/29/2020	Lewis County Jail	17	26	51	47	108.5%	33.3%	51.0%
3/31/2020	Lewis County Jail	12		35	47	74.5%	34.3%	0.0%
4/30/2020	Lewis County Jail	22	5	35	47	74.5%	62.9%	14.3%
12/31/2019	Lincoln County Jail	46	27	161	276	58.3%	28.6%	16.8%
1/31/2020	Lincoln County Jail	46	20	144	276	52.2%	31.9%	13.9%
2/29/2020	Lincoln County Jail	46	21	141	276	51.1%	32.6%	14.9%
3/31/2020	Lincoln County Jail	46	13	112	276	40.6%	41.1%	11.6%
4/30/2020	Lincoln County Jail	43	15	102	276	37.0%	42.2%	14.7%
12/31/2019	Loudon County Jail	76	22	139	91	152.7%	54.7%	15.8%
1/31/2020	Loudon County Jail	61	18	124	91	136.3%	49.2%	14.5%
2/29/2020	Loudon County Jail	59	20	116	91	127.5%	50.9%	17.2%
3/31/2020	Loudon County Jail	64	7	89	91	97.8%	71.9%	7.9%
4/30/2020	Loudon County Jail	47	8	76	91	83.5%	61.8%	10.5%
12/31/2019	Macon County Jail	62	91	229	125	183.2%	27.1%	39.7%
1/31/2020	Macon County Jail	67	37	197	125	157.6%	34.0%	18.8%
2/29/2020	Macon County Jail	55	42	201	125	160.8%	27.4%	20.9%
3/31/2020	Macon County Jail	59	26	175	125	140.0%	33.7%	14.9%
4/30/2020	Macon County Jail	49	17	127	125	101.6%	38.6%	13.4%
12/31/2019	Madison Annex	13	11	52	64	81.3%	25.0%	21.2%
1/31/2020	Madison Annex	9	16	52	64	81.3%	17.3%	30.8%
2/29/2020	Madison Annex	9	18	52	64	81.3%	17.3%	34.6%
3/31/2020	Madison Annex	13	10	44	64	68.8%	29.5%	22.7%
4/30/2020	Madison Annex	11	4	37	64	57.8%	29.7%	10.8%

Data Source: Tennessee Department of Correction (TDOC) Jail Summary Report-12/2019-04/2020

Snapshot Date	Facility	People Being Held Pre-trial for Felony Charges	People Being Held Pre-trial for Misdemeanor Charges	Total Jail Population	Total Available Beds	Percent of Total Jail Capacity Filled	Percent of Total Jail Population Being Held Pre-trial for Felony Charges	Percent of Total Jail Population Being Held Pre-trial for Misdemeanor Charges
12/31/2019	Madison CJC	121	192	534	304	175.7%	22.7%	36.0%
1/31/2020	Madison CJC	122	140	452	304	148.7%	27.0%	31.0%
2/29/2020	Madison CJC	123	142	450	304	148.0%	27.3%	31.6%
3/31/2020	Madison CJC	115	103	398	304	130.9%	28.9%	25.9%
4/30/2020	Madison CJC	106	41	308	304	101.3%	34.4%	13.3%
12/31/2019	Madison PF	13	23	93	86	108.1%	14.0%	24.7%
1/31/2020	Madison PF	16	17	78	86	90.7%	20.5%	21.8%
2/29/2020	Madison PF	13	14	78	80	97.5%	16.7%	17.9%
3/31/2020	Madison PF	12	17	80	80	100.0%	15.0%	21.3%
4/30/2020	Madison PF	14	20	74	80	92.5%	18.9%	27.0%
12/31/2019	Marion County Jail	59	19	116	118	98.3%	50.9%	16.4%
1/31/2020	Marion County Jail	62	21	135	118	114.4%	45.9%	15.6%
2/29/2020	Marion County Jail	48	23	127	118	107.6%	37.8%	18.1%
3/31/2020	Marion County Jail	18	11	70	118	59.3%	25.7%	15.7%
4/30/2020	Marion County Jail	14	11	60	118	50.8%	23.3%	18.3%
12/31/2019	Marshall County Jail	38	9	136	283	48.1%	27.9%	6.6%
1/31/2020	Marshall County Jail	36	13	155	283	54.8%	23.2%	8.4%
2/29/2020	Marshall County Jail	43	10	156	283	55.1%	27.6%	6.4%
3/31/2020	Marshall County Jail	38	5	130	283	45.9%	29.2%	3.8%
4/30/2020	Marshall County Jail	57	20	167	283	59.0%	34.1%	12.0%
12/31/2019	Maury County Jail	109	48	312	386	80.8%	34.9%	15.4%
1/31/2020	Maury County Jail	106	39	289	386	74.9%	36.7%	13.5%
2/29/2020	Maury County Jail	105	34	301	386	78.0%	34.9%	11.3%
3/31/2020	Maury County Jail	77	8	244	386	63.2%	31.6%	3.3%
4/30/2020	Maury County Jail	77	7	206	386	53.4%	37.4%	3.4%
12/31/2019	McMinn County Jail	124	55	351	348	100.9%	35.3%	15.7%
1/31/2020	McMinn County Jail	114	64	351	348	100.9%	32.5%	18.2%
2/29/2020	McMinn County Jail	98	55	335	348	96.3%	29.3%	16.4%
3/31/2020	McMinn County Jail	77	17	218	348	62.6%	35.3%	7.8%
4/30/2020	McMinn County Jail	66	15	186	348	53.4%	35.5%	8.1%

Data Source: Tennessee Department of Correction (TDOC) Jail Summary Report-12/2019-04/2020

Snapshot Date	Facility	People Being Held Pre-trial for Felony Charges	People Being Held Pre-trial for Misdemeanor Charges	Total Jail Population	Total Available Beds	Percent of Total Jail Capacity Filled	Percent of Total Jail Population Being Held Pre-trial for Felony Charges	Percent of Total Jail Population Being Held Pre-trial for Misdemeanor Charges
12/31/2019	McNairy County Jail	46	37	103	94	109.6%	44.7%	35.9%
1/31/2020	McNairy County Jail	32	31	83	94	88.3%	38.6%	37.3%
2/29/2020	McNairy County Jail	17	28	84	95	88.4%	20.2%	33.3%
3/31/2020	McNairy County Jail	14	16	53	95	55.8%	26.4%	30.2%
4/30/2020	McNairy County Jail	12	10	45	95	47.4%	26.7%	22.2%
12/31/2019	Meigs County Jail	46	13	74	56	132.1%	62.2%	17.6%
1/31/2020	Meigs County Jail	41	19	76	56	135.7%	53.9%	25.0%
2/29/2020	Meigs County Jail	42	17	80	56	142.9%	52.5%	21.3%
3/31/2020	Meigs County Jail	36	5	63	56	112.5%	57.1%	7.9%
4/30/2020	Meigs County Jail	21	4	50	56	89.3%	42.0%	8.0%
12/31/2019	Monroe County Jail	75	39	264	138	191.3%	28.4%	14.8%
1/31/2020	Monroe County Jail	85	35	244	138	176.8%	34.8%	14.3%
2/29/2020	Monroe County Jail	72	57	266	138	192.8%	27.1%	21.4%
3/31/2020	Monroe County Jail	48	24	174	138	126.1%	27.6%	13.8%
4/30/2020	Monroe County Jail	56	20	166	138	120.3%	33.7%	12.0%
12/31/2019	Montgomery County Jail	280	77	489	736	66.4%	57.3%	15.7%
1/31/2020	Montgomery County Jail	292	77	516	736	70.1%	56.6%	14.9%
2/29/2020	Montgomery County Jail	310	81	550	736	74.7%	56.4%	14.7%
3/31/2020	Montgomery County Jail	310	62	482	736	65.5%	64.3%	12.9%
4/30/2020	Montgomery County Jail	284	54	439	736	59.6%	64.7%	12.3%
12/31/2019	Montgomery Workhouse	0	0	60	144	41.7%	0.0%	0.0%
1/31/2020	Montgomery Workhouse	0	0	58	144	40.3%	0.0%	0.0%
2/29/2020	Montgomery Workhouse	0	0	53	144	36.8%	0.0%	0.0%
3/31/2020	Montgomery Workhouse	0	0	38	144	26.4%	0.0%	0.0%
4/30/2020	Montgomery Workhouse	0	0	39	144	27.1%	0.0%	0.0%
12/31/2019	Moore County Jail	4	1	30	29	103.4%	13.3%	3.3%
1/31/2020	Moore County Jail	8	3	33	29	113.8%	24.2%	9.1%
2/29/2020	Moore County Jail	8	1	28	29	96.6%	28.6%	3.6%
3/31/2020	Moore County Jail	1	0	19	29	65.5%	5.3%	0.0%
4/30/2020	Moore County Jail	2	0	20	29	69.0%	10.0%	0.0%

Data Source: Tennessee Department of Correction (TDOC) Jail Summary Report-12/2019-04/2020

Snapshot Date	Facility	People Being Held Pre-trial for Felony Charges	People Being Held Pre-trial for Misdemeanor Charges	Total Jail Population	Total Available Beds	Percent of Total Jail Capacity Filled	Percent of Total Jail Population Being Held Pre-trial for Felony Charges	Percent of Total Jail Population Being Held Pre-trial for Misdemeanor Charges
12/31/2019	Morgan County Jail	6	53	88	46	191.3%	6.8%	60.2%
1/31/2020	Morgan County Jail	5	39	75	46	163.0%	6.7%	52.0%
2/29/2020	Morgan County Jail	7	39	72	46	156.5%	9.7%	54.2%
3/31/2020	Morgan County Jail	5	11	28	46	60.9%	17.9%	39.3%
4/30/2020	Morgan County Jail	3	15	31	46	67.4%	9.7%	48.4%
12/31/2019	Obion County Jail	30	6	151	159	95.0%	19.9%	4.0%
1/31/2020	Obion County Jail	31	6	159	159	100.0%	19.5%	3.8%
2/29/2020	Obion County Jail	21	28	161	159	101.3%	13.0%	17.4%
3/31/2020	Obion County Jail	22	4	139	159	87.4%	15.8%	2.9%
4/30/2020	Obion County Jail	8	10	136	159	85.5%	5.9%	7.4%
12/31/2019	Overton County Jail	15	43	106	143	74.1%	14.2%	40.6%
1/31/2020	Overton County Jail	15	46	151	143	105.6%	9.9%	30.5%
2/29/2020	Overton County Jail	12	50	143	143	100.0%	8.4%	35.0%
3/31/2020	Overton County Jail	9	15	89	143	62.2%	10.1%	16.9%
4/30/2020	Overton County Jail	2	2	24	143	16.8%	8.3%	8.3%
12/31/2019	Perry County Jail	8	19	55	59	93.2%	14.5%	34.5%
1/31/2020	Perry County Jail	18	8	52	59	88.1%	34.6%	15.4%
2/29/2020	Perry County Jail	18	8	54	59	91.5%	33.3%	14.8%
3/31/2020	Perry County Jail	19	4	47	59	79.7%	40.4%	8.5%
4/30/2020	Perry County Jail	15	4	42	59	71.2%	35.7%	9.5%
12/31/2019	Polk County Jail	52	14	180	174	103.4%	28.9%	7.8%
1/31/2020	Polk County Jail	52	11	182	174	104.6%	28.6%	6.0%
2/29/2020	Polk County Jail	58	6	174	174	100.0%	33.3%	3.4%
3/31/2020	Polk County Jail	33	2	145	174	83.3%	22.8%	1.4%
4/30/2020	Polk County Jail	29	4	146	174	83.9%	19.9%	2.7%
12/31/2019	Putnam County Jail	87	53	388	252	154.0%	22.4%	13.7%
1/31/2020	Putnam County Jail	88	59	372	252	147.6%	23.7%	15.9%
2/29/2020	Putnam County Jail	87	44	410	252	162.7%	21.2%	10.7%
3/31/2020	Putnam County Jail	57	18	282	252	111.9%	20.2%	6.4%
4/30/2020	Putnam County Jail	43	14	239	252	94.8%	18.0%	5.9%

Data Source: Tennessee Department of Correction (TDOC) Jail Summary Report-12/2019-04/2020

Snapshot Date	Facility	People Being Held Pre-trial for Felony Charges	People Being Held Pre-trial for Misdemeanor Charges	Total Jail Population	Total Available Beds	Percent of Total Jail Capacity Filled	Percent of Total Jail Population Being Held Pre-trial for Felony Charges	Percent of Total Jail Population Being Held Pre-trial for Misdemeanor Charges
12/31/2019	Rhea County Jail	37	41	109	87	125.3%	33.9%	37.6%
1/31/2020	Rhea County Jail	33	39	101	87	116.1%	32.7%	38.6%
2/29/2020	Rhea County Jail	28	34	98	87	112.6%	28.6%	34.7%
3/31/2020	Rhea County Jail	31	23	81	87	93.1%	38.3%	28.4%
4/30/2020	Rhea County Jail	24	19	65	87	74.7%	36.9%	29.2%
12/31/2019	Roane County Jail	44	67	202	170	118.8%	21.8%	33.2%
1/31/2020	Roane County Jail	61	92	238	170	140.0%	25.6%	38.7%
2/29/2020	Roane County Jail	47	89	233	170	137.1%	20.2%	38.2%
3/31/2020	Roane County Jail	41	37	143	170	84.1%	28.7%	25.9%
4/30/2020	Roane County Jail	0	65	151	170	88.8%	0.0%	43.0%
12/31/2019	Robertson County Jail	127	41	471	584	80.7%	27.0%	8.7%
1/31/2020	Robertson County Jail	123	48	471	584	80.7%	26.1%	10.2%
2/29/2020	Robertson County Jail	121	61	507	584	86.8%	23.9%	12.0%
3/31/2020	Robertson County Jail	116	32	472	584	80.8%	24.6%	6.8%
4/30/2020	Robertson County Jail	87	40	419	584	71.7%	20.8%	9.5%
12/31/2019	Rutherford County Jail	447	99	879	960	91.6%	50.9%	11.3%
1/31/2020	Rutherford County Jail	463	68	865	960	90.1%	53.5%	7.9%
2/29/2020	Rutherford County Jail	459	85	859	960	89.5%	53.4%	9.9%
3/31/2020	Rutherford County Jail	420	49	754	960	78.5%	55.7%	6.5%
4/30/2020	Rutherford County Jail	332	31	654	960	68.1%	50.8%	4.7%
12/31/2019	Rutherford Work Center	0	0	156	312	50.0%	0.0%	0.0%
1/31/2020	Rutherford Work Center	0	0	237	312	76.0%	0.0%	0.0%
2/29/2020	Rutherford Work Center	0	0	163	312	52.2%	0.0%	0.0%
3/31/2020	Rutherford Work Center	0	0	160	312	51.3%	0.0%	0.0%
4/30/2020	Rutherford Work Center	0	0	142	312	45.5%	0.0%	0.0%
12/31/2019	Scott County Jail	62	36	164	140	117.1%	37.8%	22.0%
1/31/2020	Scott County Jail	53	35	168	140	120.0%	31.5%	20.8%
2/29/2020	Scott County Jail	62	38	178	140	127.1%	34.8%	21.3%
3/31/2020	Scott County Jail	47	18	132	140	94.3%	35.6%	13.6%
4/30/2020	Scott County Jail	54	17	132	140	94.3%	40.9%	12.9%

Data Source: Tennessee Department of Correction (TDOC) Jail Summary Report-12/2019-04/2020

Snapshot Date	Facility	People Being Held Pre-trial for Felony Charges	People Being Held Pre-trial for Misdemeanor Charges	Total Jail Population	Total Available Beds	Percent of Total Jail Capacity Filled	Percent of Total Jail Population Being Held Pre-trial for Felony Charges	Percent of Total Jail Population Being Held Pre-trial for Misdemeanor Charges
12/31/2019	Sequatchie County Jail	31	27	92	96	95.8%	33.7%	29.3%
1/31/2020	Sequatchie County Jail	39	23	94	96	97.9%	41.5%	24.5%
2/29/2020	Sequatchie County Jail	37	24	95	96	99.0%	38.9%	25.3%
3/31/2020	Sequatchie County Jail	32	10	76	96	79.2%	42.1%	13.2%
4/30/2020	Sequatchie County Jail	28	12	64	96	66.7%	43.8%	18.8%
12/31/2019	Sevier Annex	127	129	366	356	102.8%	34.7%	35.2%
1/31/2020	Sevier Annex	126	127	366	356	102.8%	34.4%	34.7%
2/29/2020	Sevier Annex	139	114	379	356	106.5%	36.7%	30.1%
3/31/2020	Sevier Annex	81	14	147	356	41.3%	55.1%	9.5%
4/30/2020	Sevier Annex	67	4	221	356	62.1%	30.3%	1.8%
12/31/2019	Sevier County Jail	84	23	172	272	63.2%	48.8%	13.4%
1/31/2020	Sevier County Jail	93	39	189	272	69.5%	49.2%	20.6%
2/29/2020	Sevier County Jail	106	48	206	214	96.3%	51.5%	23.3%
3/31/2020	Sevier County Jail	120	49	292	214	136.4%	41.1%	16.8%
4/30/2020	Sevier County Jail	66	3	129	214	60.3%	51.2%	2.3%
12/31/2019	Shelby CJC	2072	141	2595	3111	83.4%	79.8%	5.4%
1/31/2020	Shelby CJC	2174	171	2749	3111	88.4%	79.1%	6.2%
2/29/2020	Shelby CJC	2096	147	2650	3111	85.2%	79.1%	5.5%
3/31/2020	Shelby CJC	1835	56	2199	3111	70.7%	83.4%	2.5%
4/30/2020	Shelby CJC	1737	55	2085	3111	67.0%	83.3%	2.6%
12/31/2019	Shelby SCCC	0	0	1854	3755	49.4%	0.0%	0.0%
1/31/2020	Shelby SCCC	0	0	1886	3755	50.2%	0.0%	0.0%
2/29/2020	Shelby SCCC	0	0	1928	3755	51.3%	0.0%	0.0%
3/31/2020	Shelby SCCC	0	0	1792	3755	47.7%	0.0%	0.0%
4/30/2020	Shelby SCCC	0	0	1621	3755	43.2%	0.0%	0.0%
12/31/2019	Smith County Jail	30	13	133	128	103.9%	22.6%	9.8%
1/31/2020	Smith County Jail	31	9	130	128	101.6%	23.8%	6.9%
2/29/2020	Smith County Jail	26	12	127	128	99.2%	20.5%	9.4%
3/31/2020	Smith County Jail	25	7	103	128	80.5%	24.3%	6.8%
4/30/2020	Smith County Jail	14	1	68	128	53.1%	20.6%	1.5%

Data Source: Tennessee Department of Correction (TDOC) Jail Summary Report-12/2019-04/2020

Snapshot Date	Facility	People Being Held Pre-trial for Felony Charges	People Being Held Pre-trial for Misdemeanor Charges	Total Jail Population	Total Available Beds	Percent of Total Jail Capacity Filled	Percent of Total Jail Population Being Held Pre-trial for Felony Charges	Percent of Total Jail Population Being Held Pre-trial for Misdemeanor Charges
12/31/2019	Stewart County Jail	25	11	93	132	70.5%	26.9%	11.8%
1/31/2020	Stewart County Jail	21	3	82	132	62.1%	25.6%	3.7%
2/29/2020	Stewart County Jail	37	8	97	132	73.5%	38.1%	8.2%
3/31/2020	Stewart County Jail	26	5	84	132	63.6%	31.0%	6.0%
4/30/2020	Stewart County Jail	27	9	80	132	60.6%	33.8%	11.3%
12/31/2019	Sullivan County Jail	369	94	624	379	164.6%	59.1%	15.1%
1/31/2020	Sullivan County Jail	379	90	654	379	172.6%	58.0%	13.8%
2/29/2020	Sullivan County Jail	352	91	626	379	165.2%	56.2%	14.5%
3/31/2020	Sullivan County Jail	285	40	452	379	119.3%	63.1%	8.8%
4/30/2020	Sullivan County Jail	234	41	428	379	112.9%	54.7%	9.6%
12/31/2019	Sullivan Extension	108	67	271	240	112.9%	39.9%	24.7%
1/31/2020	Sullivan Extension	112	67	277	240	115.4%	40.4%	24.2%
2/29/2020	Sullivan Extension	104	69	275	240	114.6%	37.8%	25.1%
3/31/2020	Sullivan Extension	81	39	198	240	82.5%	40.9%	19.7%
4/30/2020	Sullivan Extension	91	28	175	240	72.9%	52.0%	16.0%
12/31/2019	Sumner County Jail	347	85	812	832	97.6%	42.7%	10.5%
1/31/2020	Sumner County Jail	342	83	791	832	95.1%	43.2%	10.5%
2/29/2020	Sumner County Jail	341	73	787	832	94.6%	43.3%	9.3%
3/31/2020	Sumner County Jail	320	37	582	832	70.0%	55.0%	6.4%
4/30/2020	Sumner County Jail	290	30	565	832	67.9%	51.3%	5.3%
12/31/2019	Tipton County Jail	59	40	190	211	90.0%	31.1%	21.1%
1/31/2020	Tipton County Jail	65	39	205	211	97.2%	31.7%	19.0%
2/29/2020	Tipton County Jail	76	51	212	211	100.5%	35.8%	24.1%
3/31/2020	Tipton County Jail	52	27	127	211	60.2%	40.9%	21.3%
4/30/2020	Tipton County Jail	33	27	92	211	43.6%	35.9%	29.3%
12/31/2019	Trousdale County Jail	7	20	54	44	122.7%	13.0%	37.0%
1/31/2020	Trousdale County Jail	15	11	52	44	118.2%	28.8%	21.2%
2/29/2020	Trousdale County Jail	10	10	54	44	122.7%	18.5%	18.5%
3/31/2020	Trousdale County Jail	11	4	37	44	84.1%	29.7%	10.8%
4/30/2020	Trousdale County Jail	3	3	9	44	20.5%	33.3%	33.3%

Data Source: Tennessee Department of Correction (TDOC) Jail Summary Report-12/2019-04/2020

Snapshot Date	Facility	People Being Held Pre-trial for Felony Charges	People Being Held Pre-trial for Misdemeanor Charges	Total Jail Population	Total Available Beds	Percent of Total Jail Capacity Filled	Percent of Total Jail Population Being Held Pre-trial for Felony Charges	Percent of Total Jail Population Being Held Pre-trial for Misdemeanor Charges
12/31/2019	Unicoi Annex (F)	11	6	47	38	123.7%	23.4%	12.8%
1/31/2020	Unicoi Annex (F)	9	8	42	38	110.5%	21.4%	19.0%
2/29/2020	Unicoi Annex (F)	11	8	45	38	118.4%	24.4%	17.8%
3/31/2020	Unicoi Annex (F)	11	8	45	38	118.4%	24.4%	17.8%
4/30/2020	Unicoi Annex (F)	4	2	25	38	65.8%	16.0%	8.0%
12/31/2019	Unicoi County Jail (M)	18	23	73	62	117.7%	24.7%	31.5%
1/31/2020	Unicoi County Jail (M)	16	13	62	62	100.0%	25.8%	21.0%
2/29/2020	Unicoi County Jail (M)	24	18	70	62	112.9%	34.3%	25.7%
3/31/2020	Unicoi County Jail (M)	24	18	70	62	112.9%	34.3%	25.7%
4/30/2020	Unicoi County Jail (M)	23	7	47	62	75.8%	48.9%	14.9%
12/31/2019	Union County Jail	14	69	93	76	122.4%	15.1%	74.2%
1/31/2020	Union County Jail	19	63	100	76	131.6%	19.0%	63.0%
2/29/2020	Union County Jail	19	59	99	76	130.3%	19.2%	59.6%
3/31/2020	Union County Jail	16	34	61	76	80.3%	26.2%	55.7%
4/30/2020	Union County Jail	13	35	56	76	73.7%	23.2%	62.5%
12/31/2019	Van Buren County Jail	16	18	78	83	94.0%	20.5%	23.1%
1/31/2020	Van Buren County Jail	10	19	77	83	92.8%	13.0%	24.7%
2/29/2020	Van Buren County Jail	10	9	65	83	78.3%	15.4%	13.8%
3/31/2020	Van Buren County Jail	7		44	83	53.0%	15.9%	0.0%
4/30/2020	Van Buren County Jail	2	1	35	83	42.2%	5.7%	2.9%
12/31/2019	Warren County Jail	24	78	246	251	98.0%	9.8%	31.7%
1/31/2020	Warren County Jail	28	83	264	251	105.2%	10.6%	31.4%
2/29/2020	Warren County Jail	23	70	241	251	96.0%	9.5%	29.0%
3/31/2020	Warren County Jail	21	32	178	251	70.9%	11.8%	18.0%
4/30/2020	Warren County Jail	19	38	159	251	63.3%	11.9%	23.9%
12/31/2019	Washington Det, Center	196	87	642	566	113.4%	30.5%	13.6%
1/31/2020	Washington Det, Center	209	87	658	566	116.3%	31.8%	13.2%
2/29/2020	Washington Det, Center	185	97	621	566	109.7%	29.8%	15.6%
3/31/2020	Washington Det, Center	184	41	444	566	78.4%	41.4%	9.2%
4/30/2020	Washington Det, Center	174	41	404	566	71.4%	43.1%	10.1%

Data Source: Tennessee Department of Correction (TDOC) Jail Summary Report-12/2019-04/2020

Snapshot Date	Facility	People Being Held Pre-trial for Felony Charges	People Being Held Pre-trial for Misdemeanor Charges	Total Jail Population	Total Available Beds	Percent of Total Jail Capacity Filled	Percent of Total Jail Population Being Held Pre-trial for Felony Charges	Percent of Total Jail Population Being Held Pre-trial for Misdemeanor Charges
12/31/2019	Washington WH	0	0	39	54	72.2%	0.0%	0.0%
1/31/2020	Washington WH	0	0	37	54	68.5%	0.0%	0.0%
2/29/2020	Washington WH	0	0	43	54	79.6%	0.0%	0.0%
3/31/2020	Washington WH	1	0	37	54	68.5%	2.7%	0.0%
4/30/2020	Washington WH	2	1	24	54	44.4%	8.3%	4.2%
12/31/2019	Wayne County Jail	28	12	133	128	103.9%	21.1%	9.0%
1/31/2020	Wayne County Jail	40	12	146	128	114.1%	27.4%	8.2%
2/29/2020	Wayne County Jail	38	11	138	128	107.8%	27.5%	8.0%
3/31/2020	Wayne County Jail	32	4	125	128	97.7%	25.6%	3.2%
4/30/2020	Wayne County Jail	35	10	126	128	98.4%	27.8%	7.9%
12/31/2019	Weakley County Jail	21	18	94	129	72.9%	22.3%	19.1%
1/31/2020	Weakley County Jail	19	25	104	129	80.6%	18.3%	24.0%
2/29/2020	Weakley County Jail	21	23	103	129	79.8%	20.4%	22.3%
3/31/2020	Weakley County Jail	20	10	85	129	65.9%	23.5%	11.8%
4/30/2020	Weakley County Jail	12	5	66	129	51.2%	18.2%	7.6%
12/31/2019	White County Jail	36	27	195	165	118.2%	18.5%	13.8%
1/31/2020	White County Jail	34	51	195	165	118.2%	17.4%	26.2%
2/29/2020	White County Jail	53	48	202	165	122.4%	26.2%	23.8%
3/31/2020	White County Jail	35	11	136	165	82.4%	25.7%	8.1%
4/30/2020	White County Jail	25	11	92	165	55.8%	27.2%	12.0%
12/31/2019	Williamson County Jail	118	48	325	454	71.6%	36.3%	14.8%
1/31/2020	Williamson County Jail	159	34	346	454	76.2%	46.0%	9.8%
2/29/2020	Williamson County Jail	109	72	327	454	72.0%	33.3%	22.0%
3/31/2020	Williamson County Jail	114	16	186	454	41.0%	61.3%	8.6%
4/30/2020	Williamson County Jail	12	5	50	454	11.0%	24.0%	10.0%
12/31/2019	Wilson County Jail	92	144	492	458	107.4%	18.7%	29.3%
1/31/2020	Wilson County Jail	97	146	514	458	112.2%	18.9%	28.4%
2/29/2020	Wilson County Jail	110	169	506	458	110.5%	21.7%	33.4%
3/31/2020	Wilson County Jail	49	128	380	458	83.0%	12.9%	33.7%
4/30/2020	Wilson County Jail	45	105	336	458	73.4%	13.4%	31.3%

Data Source: Tennessee Department of Correction (TDOC) Jail Summary Report-12/2019-04/2020

Data Source

The data in this report was directly retrieved from the Tennessee Department of Correction's monthly [Tennessee Jail Summary Report](#). The data used was prepared by the Tennessee Department of Correction Decision Support: Research & Planning.

ACLU

Tennessee

P.O. Box 120160
Nashville, TN 37212
www.aclu-tn.org